



MONTHLY BULLETIN OF STATISTICS 2019

October

Government of Pakistan
Ministry of Planning Development & Reform
Pakistan Bureau of Statistics



PBS-22(10/2019) Vol. 67
100



MONTHLY BULLETIN OF STATISTICS 2019

October

**Government of Pakistan
Ministry of Planning Development & Reform
Pakistan Bureau of Statistics**

Price Rs. 600.00

P R E F A C E

The Bulletin of Statistics, Monthly Publication of the Pakistan Bureau of Statistics provide important statistics in respect of social, economic and financial sectors of the economy at aggregate as well as sectoral levels. The Bulletin contains data relating to Population, National Accounts, Agriculture, Manufacturing, Prices, Balance of Payments, Public Finance, Education, Energy & Mining, Foreign Economic Assistance, Foreign Trade, Health, Insurance, Labour, Transport & Communication, Social & Culture ect. It also provides different types of indices on agriculture, manufacturing, prices, trade and labour productivity. Charts and graphs have also been provided to selected tables to make the data readily intelligible.

2. The Bulletin contains data on monthly and in some instances on annual basis. The annual data series are on fiscal year basis i.e. from July to June unless otherwise specified. Monthly data series of trade and industry are published with a time lag of 45 days required for data collection, compilation, cleaning, processing, tabulating and printing. Figures may not add up to the totals owing to rounding. Statistics that are compiled in the Pakistan Bureau of Statistics are presented without citation whereas those compiled by other agencies carry a source note below the tables.

3. Efforts have been made to produce this Bulletin as a comprehensive, informative and useful document for decision makers, researchers, planners, economists and other groups of beneficiaries. It is hoped that the users will find this Bulletin useful.

4. Suggestions for further improvement will be highly appreciated and welcomed.

ZAFAR HASAN
Secretary

ZAFAR HASAN
Secretary

Government of Pakistan
Ministry of Planning
Development & Reform

'P' Block,
Pakistan Secretariat,
Islamabad.

Tel : 051-9212831 - 9206444
Fax: 051-9202704
E-mail: secretary@pc.gov.pk

MR. MOHAMMAD SARWAR GONDAL
Member (Resource Management)

Government of Pakistan
Pakistan Bureau of Statistics

Statistics House
21-Mauve Area
G-9/1
Islamabad.

Tel : 051-9106652
Fax: 051-9106518
E-mail: member_ss@gov.pk

**PAKISTAN BUREAU OF STATISTICS
STATISTICS HOUSE, 21-MAUVE AREA
G-9/1 - ISLAMABAD
Website: www.pbs.gov.pk**

| | | <u>Office</u> | <u>Residence</u> |
|---------------------------|-------------------------|--------------------------------|--------------------|
| Dr. Bahrawar Jan | Deputy Director General | 051-9106550 Fax:051-9106577 | 051-9101294 |
| Mr. Ayazuddin | Deputy Director General | 051-9106552 | 051-9242232 |
| Mr. Ismail Khan | Deputy Director General | 051-9106555 Fax:051-9106556 | 051-9101162 |
| Mr. Khalid Hussain Bhatti | Deputy Director General | 051-9106583 | 051-4440906 |
| Mr. Ghulam Muhammad | Director | 051-9106559 | 0300-9562558 |
| Mr. Fazil Mehmood Baig | Director | 051-9106575 | 0333-5159850 |
| Mr. Shaukat Ali Khan | Director | 051-9106557 | -- |
| Mr. Attiq-ur-Rehman | Director | 051-9106553 Fax:051-9106546 | 0346-9579700 -- |
| Mr. Munwar Ali Ghanghro | Director | 051-9106554 | 0333-7145366 |
| Mrs. Rabia Awan | Director | 051-9106581 | 051-4444696 |
| Mrs. Rizwana Siddique | Director | 051-9106545 | 0333-5221042 |
| Mr. Rizwan Bashir | Director | 051-9106530 | -- |

TRAINING WING

| | | | |
|-----------------------|----------|--------------------------------|----|
| Syed Abdul Qader Shah | Director | 051-9205390 Fax:051-9205390 | -- |
|-----------------------|----------|--------------------------------|----|

**PAKISTAN BUREAU OF STATISTICS
1-B, SINDHI MUSLIM COOPERATIVE HOUSING SOCIETY
KARACHI – 74400
E-mail: khifbs@khi.comsats.net.pk**

| | | | |
|--------------------------|---------------------------|----------------------------------|--------------|
| Mr. Muhammad Ali Shaikh | Deputy Director General | 021-99225205 | -- |
| Mr. Shaukat Zaman | Director | 021-99225209 Fax:021-99225202 | 0300-5052450 |
| Mr. Abrar Hussain | Director | 021-99225217 | -- |
| Mr. Khawaja Mazhar Jamal | Joint Census Commissioner | 021-99225210 Fax:99225219 | 0321-2516265 |

**PAKISTAN BUREAU OF STATISTICS
USAID BUILDING GURU MANGAT ROAD
GULBERG-III, LAHORE
E-mail: lhrfbs@lhr.comsats.net.pk**

| | | | |
|----------------|----------|----------------------------------|----|
| Mr. Rana Iqbal | Director | 042-99263267 Fax:042-99263267 | -- |
|----------------|----------|----------------------------------|----|

(Regional Office) LAHORE

| | | | |
|---------------------|---------------------------|----------------------------------|--------------|
| Mr. Muhammad Shahid | Chief Statistical Officer | 042-99263266 Fax:042-99263266 | 0345-4169987 |
|---------------------|---------------------------|----------------------------------|--------------|

(Regional Office) KARACHI

| | | | |
|------------------|---------------------|--------------|--------------|
| Mr. Faraz Muslim | Statistical Officer | 021-99225214 | 0333-3028006 |
|------------------|---------------------|--------------|--------------|

(Regional Office) PESHAWAR

| | | | |
|----------------|---------------------------|--------------------------------|--------------|
| Mr. Hasan Khan | Chief Statistical Officer | 091-9213097 Fax:091-9213098 | 0333-9117508 |
|----------------|---------------------------|--------------------------------|--------------|

(Regional Office) QUETTA

| | | | |
|-------------------|---------------------------|--------------------------------|----|
| Mr. Ghulam Rasool | Chief Statistical Officer | 081-9239804 Fax:081-9239804 | -- |
|-------------------|---------------------------|--------------------------------|----|

**(Presentation, Reproduction & Printing) KARACHI
pbskarachipp@gmail.co**

| | | | |
|--------------------|---------------------------|--------------|--------------|
| Mr. Shakeel Qadeer | Chief System Analyst | 021-99225220 | 021-35836029 |
| Mr. Abdul Haque | Chief Statistical Officer | 021-99225215 | -- |

CONTENTS

| | | |
|--------|--|-----|
| ** | KEY INDICATORS | III |
| 1. | BALANCE OF PAYMENT | |
| 1.1 | Country wise Workers Remittances | 01 |
| 1.2 | Month wise Workers Remittances | 04 |
| 1.3 | Exchange Rates Pak. Rupees in Terms of one Unit of Foreign Currency | 05 |
| 2. | CLIMATE | |
| 2.1 | Temperature at Selected Stations | 07 |
| 2.2 | Rainfall at Selected Stations | 09 |
| 3. | ENERGY & MINING | |
| 3.1 | Production of Crude Oil | 11 |
| 3.2 | Production of Natural Gas | 15 |
| 3.3 | Company Wise Production of Crude Oil and Natural Gas | 20 |
| 3.4 | Province Wise Production of Crude Oil and Natural Gas | 20 |
| 3.5 | Production of Crude Oil, Natural Gas and Electricity | 21 |
| 3.6 | Mineral Production | 22 |
| 4. | HEALTH | |
| 4.1(a) | Monthly Immunization Coverage Number of Doses Administered (0-11 month) Children | 25 |
| 4.1(b) | Monthly Immunization Coverage Number of Doses Administered (12-23 months) Children | 27 |
| 4.1(c) | Monthly Immunization Coverage Number of T.T Doses Administered to Women | 28 |
| 4.2 | Monthly Report of HIV Treatment Centre | 29 |
| 4.3(a) | Registered Veterinary Medical Practitioner with PVMC | 30 |
| 4.3(b) | Registered Animal Husbandry Graduate with PVMC | 31 |
| 4.4 | Tuberculosis Report (FTI) | 32 |
| 5. | MANUFACTURING | |
| 5.1 | Quantum Index Numbers of Large-scale Manufacturing Industries | 33 |
| 5.2 | Production of Manufacturing Items | 35 |
| 6. | MONEY & CREDIT | |
| 6.1 | Reserve Money | 49 |
| 7. | PRICE | |
| 7.1 | Price Indices (General) with Percentage Change | 53 |
| 7.2 | Combined Sensitive Price Indicator (SPI) by Quantile | 54 |
| 7.3.1 | Combined Urban Consumer Price Index Numbers by Commodity Groups | 55 |
| 7.3.2 | Combined Rural Consumer Price Index Numbers by Commodity Groups | 56 |
| 7.4.1 | Annexure A:CPI (Urban) Index Numbers by Commodity Groups & Commodities (2015-16=100) | 57 |
| 7.4.2 | Annexure B:CPI (Rural) Index Numbers by Commodity Groups & Commodities (2015-16=100) | 59 |
| 7.5.1 | Combined CPI Numbers by Expenditure Quintiles and Commodity Groups (2015-16=100) | 61 |
| 7.5.2 | Combined RPI Numbers by Expenditure Quintiles and Commodity Groups (2015-16=100) | 61 |
| 7.6 | Index Numbers of Wholesale Prices by Commodity Groups | 62 |
| 7.7 | Index Numbers of Wholesale Prices by Commodities | 63 |
| 7.8 | Intercity Wholesale Prices of Selected Commodities | 64 |
| 7.9.1 | Urban Inter-City Consumer Prices of Construction and Energy Items | 101 |
| 7.9.2 | Rural Inter-City Consumer Prices of Construction and Energy Items | 102 |
| 7.10 | Intercity Consumer Prices | 103 |

Contd.

| | | |
|------------|---|-----|
| 8. | PUBLIC FINANCE | |
| 8.1 | Customs Revenue Receipts | 151 |
| 9. | SOCIAL | |
| 9.1 | Data on Traffic Accidents | 155 |
| 9.2 | Data on Telecommunication | 158 |
| 9.3 | Visitors at Archaeological Museums in Pakistan | 159 |
| 9.4 | Visitors at Heritage Sites in Pakistan | 160 |
| 10. | TRADE | |
| 10.1 | Value of Foreign Trade | 161 |
| 10.2 | Exports by Commodity/Group | 162 |
| 10.3 | Imports by Commodity/Group | 164 |
| 10.4 | Exports of Selected Commodities in Dollars | 165 |
| 10.5 | Exports of Selected Commodities in Rupees | 167 |
| 10.6 | Imports of Selected Commodities in Dollars | 169 |
| 10.7 | Imports of Selected Commodities in Rupees | 171 |
| 10.8 | Exports by Economic Categories (Summary) | 173 |
| 10.9 | Exports by Economic Categories (Details) | 174 |
| 10.10 | Imports by Economic Categories (Summary) | 175 |
| 10.11 | Imports by Economic Categories (Details) | 176 |
| 10.12 | Exports by Areas and Countries/Territories | 245 |
| 10.13 | Re-exports by Areas and Countries/Territories | 249 |
| 10.14 | Imports by Areas and Countries/Territories | 251 |
| 10.15 | Re-imports by Areas and Countries/Territories | 255 |
| 10.16 | Annual and Quarterly Terms of Trade and Unit Value Indices of Exports and Imports (1990-91=100) | 257 |
| 10.17 | Index Numbers of Unit Value of Exports by Groups (1990-91=100) | 258 |
| 10.18 | Index numbers of unit value of imports by groups (1990-91=100) | 259 |
| 10.19 | Index Numbers of Quantum of Exports by Groups (1990-91=100) | 260 |
| 10.20 | Index Numbers of Quantum of Imports by Groups (1990-91=100) | 261 |
| 10.21 | Trade in Services (Summary) | 262 |
| 10.22 | Export of Services by Sector (Detail) Monthly | 264 |
| 10.23 | Import of Services by Sector (Detailed) Monthly | 268 |
| 10.24 | Import of Services by Sector (Detailed) Monthly | 272 |
| 10.25 | Import of Services by Sector (Detail) (Cumulative) | 276 |

Regional and Field Offices of Pakistan Bureau of Statistics

Symbols, Abbreviations and Conversions

Selected Publications of Pakistan Bureau of Statistics

Sale Centres where PBS Publications are available

KEY INDICATORS

YEARLY

ECONOMIC INDICATORS

(2018 - 2019)

| | | |
|------|---|-----------------------|
| 1 | Inflation | 7.34% |
| 2 | Balance of Trade | (-) \$ 31.805billion |
| 3 | Value of Exports | \$ 22.958 billion |
| 4 | Value of Imports | \$ 54.763 billion |
| 5 | Total Workers Remittances | \$ 21841.51 million |
| 6 | Reserve Money | Rs.6573430 million |
| 7 | Currency in Circulation | Rs. 4950039 million |
| 8 | Consumer Price Index (CPI with Base 2007-2008) | 236.81 |
| 9 | Agricultural Sector Growth (P) | 0.85% |
| 10 | Industrial Sector Growth (P) | 1.40% |
| 11 | Services Sector Growth (P) | 4.71% |
| 12 | GDP Growth Rate at Constant Basic Prices (Real) (P) | 3.29% |
| 13 | GNI Growth Rate at Constant Prices (P) | 4.56% |
| 14 | Per Capita Income (P) | \$ 1497 |
| 15 | Large Scale Manufacturing Sector (LSMI) Growth | -3.38% |
| 16 | Quantum Index Number (LSMI with Base 2005-2006) | 143.43 |
| 17 | Imports Duty | Rs. 605677.41 million |
| 18 | Exports Duty | Rs.815.91 million |
| 19 | Foreign Exchange Reserves | \$ 17550 million |
| 20 * | Overall Balance of Payment Surplus/Deficit | \$ -12439 million |

SOCIAL INDICATORS

| | | |
|-------|----------------------------------|--------------------|
| 1 ** | Population (2017) | 207.774520 million |
| | Male | 106.49 million |
| | Female | 101.31 million |
| 2 | Natural Growth Rate (PDS- 2007) | 1.88% |
| 3 ** | Population Growth Rate (2016) | 1.89% |
| 4 | Dependency Ratio (PDS-2007) | 81.5 |
| 5 *** | Mean Size of Household (2012-13) | 6.3 |

* BOP as per BPM6 in million USD.

** Economic Survey

*** PSLM Survey

IV

MONTHLY

ECONOMIC INDICATORS

August, 2019

| | | |
|---|------------------|------------------------|
| 1 | Value of Exports | \$ 1858.068 million |
| 2 | Value of Imports | \$ 3720.146 million |
| 3 | Balance of Trade | (-)\$ 1862.078 million |

September, 2019

| | | |
|----|---|---------------------|
| 1 | Growth in Quantum Index Manufacturing (LSMI) | -5.63% |
| 2 | Quantum Index of Manufacturing (LSMI with Base 2005-2006) | 126.89 |
| 3 | Consumer Price Index (National) (Base Year 2015-16) | 126.86 |
| | i) Urban Coconsumer Price (UCPI) | 127.92 |
| | ii) Rural Price Index | 125.55 |
| 4 | Wholesale Price Index (WPI) | 140.49 |
| 5 | Consumer Price Index Indicator (Base Year 2015-16) | 125.72 |
| 6 | Growth Rate | |
| | A. CPI | 0.77% |
| | UCPI | 1.46% |
| | RPI | 1.91% |
| | B. WPI | 0.07% |
| | C. SPI | 1.87% |
| 7 | Exports Duty | Rs.96.28 million |
| 8 | Imports Duty | Rs.48008.39 million |
| 9 | Reserve Money | Rs.6366053 million |
| 10 | Currency in Circulation | Rs.5239183 million |
| 11 | Exchange Rate of Pak Rupees in terms of one unit US Dollar | 1 \$ =Rs.156.1764 |
| 12 | Total Workers Remittances (including Hajj & War Compensation) | \$1747.96 million |

Source: i) Pakistan Bureau of Statistics.
ii) State Bank of Pakistan.
iii) Economic Survey of Pakistan.

1. BALANCE OF PAYMENT

1.1 Country Wise Workers Remittances (Including Hajj and War Compensation)

(Provisional)
(Million US Dollars)

| Item | Sep, 2018 | Oct, 2018 | Nov, 2018 | Dec, 2018 |
|---|----------------|----------------|----------------|----------------|
| I. Cash | 1486.47 | 2060.37 | 1664.01 | 1748.78 |
| 1 USA | 240.49 | 325.19 | 268.32 | 276.30 |
| 2 UK | 216.75 | 322.30 | 246.78 | 267.89 |
| 3 Saudi Arabia | 360.16 | 494.53 | 395.12 | 414.84 |
| 4 UAE | 308.13 | 419.41 | 350.35 | 351.34 |
| Dubai | 206.55 | 281.20 | 232.81 | 228.38 |
| Abu Dhabi | 98.36 | 134.05 | 113.76 | 119.15 |
| Sharjah | 2.88 | 3.77 | 2.60 | 2.24 |
| Other | 0.34 | 0.39 | 1.18 | 1.57 |
| 5 Other GCC Countries | 134.49 | 200.87 | 153.51 | 174.52 |
| Bahrain | 21.61 | 31.91 | 23.77 | 28.30 |
| Kawait | 46.99 | 70.67 | 53.32 | 61.43 |
| Qatar | 23.00 | 34.92 | 29.82 | 31.56 |
| Oman | 42.89 | 63.37 | 46.61 | 53.22 |
| 6 EU Countries | 41.14 | 57.42 | 42.22 | 47.48 |
| Germany | 9.18 | 10.49 | 9.32 | 11.87 |
| France | 4.33 | 5.07 | 4.22 | 4.65 |
| Netherland | 0.45 | 0.60 | 0.48 | 0.55 |
| Spain | 9.45 | 19.01 | 9.25 | 10.58 |
| Italy | 7.13 | 9.19 | 7.11 | 8.59 |
| Greece | 3.72 | 4.01 | 3.86 | 4.12 |
| Sweden | 1.24 | 1.50 | 1.27 | 1.30 |
| Denmark | 1.12 | 1.46 | 1.20 | 0.90 |
| Ireland | 3.04 | 4.33 | 3.93 | 3.25 |
| Belgium | 1.46 | 1.76 | 1.58 | 1.66 |
| 7 Malaysia | 105.75 | 142.49 | 120.34 | 129.36 |
| 8 Norway | 3.08 | 4.09 | 3.12 | 3.11 |
| 9 Switzerland | 2.99 | 2.45 | 2.69 | 2.75 |
| 10 Australia | 16.24 | 25.42 | 22.41 | 21.93 |
| 11 Canada | 14.69 | 19.76 | 16.07 | 15.45 |
| 12 Japan | 1.12 | 1.80 | 1.33 | 1.64 |
| 13 Other Countries | 41.45 | 44.64 | 41.74 | 42.19 |
| Encashment and Profit in Pak. Rs. of Foreign Exchange | | | | |
| II. Bearer Certificates(FEBCs) and Foreign Currency | 0.00 | 0.00 | 0.00 | 0.00 |
| Bearer Certificate(FCBCs) | | | | |
| TOTAL (I + II) | 1486.47 | 2060.37 | 1664.01 | 1748.78 |

1.1 Country Wise Workers Remittances (Including Hajj and War Compensation)

(Provisional)
(Million US Dollars)

| Item | Jan, 2019* | Feb, 2019* | Mar, 2019* | Apr, 2019 |
|--|------------|------------|------------|-----------|
| I. Cash | 1744.08 | 1581.76 | 1743.30 | 1779.97 |
| 1 USA | 272.49 | 241.05 | 268.57 | 270.03 |
| 2 UK | 295.17 | 252.49 | 281.54 | 280.02 |
| 3 Saudi Arabia | 403.92 | 370.04 | 405.88 | 428.04 |
| 4 UAE | 349.68 | 336.01 | 378.10 | 372.45 |
| Dubai | 223.50 | 227.42 | 254.26 | 245.38 |
| Abu Dhabi | 121.56 | 104.79 | 118.58 | 120.38 |
| Sharjah | 2.65 | 1.74 | 3.44 | 4.68 |
| Other | 1.97 | 2.06 | 1.82 | 2.01 |
| 5 Other GCC Countries | 166.51 | 152.25 | 167.84 | 175.46 |
| Bahrain | 27.24 | 25.18 | 28.50 | 29.61 |
| Kawait | 56.83 | 50.23 | 54.82 | 58.54 |
| Qatar | 30.20 | 27.42 | 30.14 | 33.30 |
| Oman | 52.24 | 49.42 | 54.38 | 54.01 |
| 6 EU Countries | 42.90 | 37.70 | 44.25 | 48.19 |
| Germany | 10.31 | 7.80 | 8.78 | 8.93 |
| France | 4.67 | 4.09 | 4.76 | 5.72 |
| Netherland | 0.47 | 0.46 | 0.60 | 0.65 |
| Spain | 8.42 | 8.09 | 10.83 | 11.69 |
| Italy | 7.88 | 7.32 | 8.11 | 8.86 |
| Greece | 3.35 | 2.99 | 3.37 | 4.05 |
| Sweden | 1.52 | 1.07 | 1.56 | 1.42 |
| Denmark | 1.49 | 1.23 | 1.31 | 1.16 |
| Ireland | 2.90 | 2.71 | 3.27 | 3.83 |
| Belgium | 1.89 | 1.94 | 1.66 | 1.88 |
| 7 Malaysia | 120.21 | 109.85 | 121.27 | 123.96 |
| 8 Norway | 3.49 | 2.95 | 3.28 | 2.94 |
| 9 Switzerland | 1.72 | 1.72 | 1.85 | 2.29 |
| 10 Australia | 19.20 | 16.54 | 17.89 | 19.03 |
| 11 Canada | 15.99 | 14.53 | 14.96 | 17.73 |
| 12 Japan | 1.30 | 1.40 | 1.57 | 1.91 |
| 13 Other Countries | 51.50 | 45.23 | 36.30 | 37.92 |
| II. Encashment and Profit in Pak. Rs. of Foreign Exchange Bearer Certificates(FEBCs) and Foreign Currency Bearer Certificate(FCBCs) | 0.00 | 0.00 | 0.00 | 0.00 |
| TOTAL (I + II) | 1744.08 | 1581.76 | 1743.30 | 1779.97 |

* Data have been revised for FY19

Contd.

1.1 Country Wise Workers Remittances (Including Hajj and War Compensation)

(Provisional)
(Million US Dollars)

| Item | May, 2019 | Jun., 2019 | July, 2019 | Aug, 2019 | Sept, 2019 |
|---|----------------|----------------|----------------|----------------|----------------|
| I. Cash | 2313.75 | 1645.70 | 2039.32 | 1690.89 | 1747.96 |
| 1 USA | 346.81 | 276.76 | 332.37 | 297.41 | 281.91 |
| 2 UK | 387.09 | 268.98 | 299.27 | 250.20 | 264.89 |
| 3 Saudi Arabia | 493.73 | 333.99 | 470.95 | 377.58 | 420.88 |
| 4 UAE | 476.57 | 356.02 | 427.33 | 348.51 | 363.34 |
| Dubai | 309.02 | 235.45 | 277.38 | 230.68 | 242.79 |
| Abu Dhabi | 161.94 | 116.41 | 145.35 | 115.07 | 118.15 |
| Sharjah | 3.17 | 2.25 | 2.37 | 0.67 | 0.28 |
| Other | 2.44 | 1.91 | 2.23 | 2.09 | 2.12 |
| 5 Other GCC Countries | 237.77 | 163.45 | 198.07 | 158.60 | 162.78 |
| Bahrain | 41.98 | 24.98 | 31.64 | 24.43 | 23.46 |
| Kawait | 70.88 | 55.64 | 64.16 | 49.27 | 51.97 |
| Qatar | 42.29 | 28.65 | 36.88 | 29.36 | 31.23 |
| Oman | 82.62 | 54.18 | 65.39 | 55.54 | 56.12 |
| 6 EU Countries | 70.61 | 52.50 | 58.32 | 58.16 | 53.21 |
| Germany | 12.41 | 9.80 | 10.99 | 10.78 | 10.34 |
| France | 7.31 | 5.76 | 6.27 | 6.26 | 5.90 |
| Netherland | 0.87 | 0.53 | 0.53 | 0.57 | 0.48 |
| Spain | 21.78 | 11.40 | 14.85 | 14.32 | 13.32 |
| Italy | 11.99 | 12.03 | 13.15 | 12.51 | 11.66 |
| Greece | 5.87 | 5.72 | 6.41 | 6.20 | 5.71 |
| Sweden | 1.68 | 1.16 | 1.45 | 1.35 | 1.18 |
| Denmark | 2.12 | 1.16 | 1.31 | 1.11 | 1.08 |
| Ireland | 4.26 | 2.94 | 1.21 | 3.03 | 1.22 |
| Belgium | 2.32 | 2.00 | 2.15 | 2.03 | 2.32 |
| 7 Malaysia | 175.91 | 113.20 | 160.36 | 123.17 | 121.58 |
| 8 Norway | 5.27 | 3.82 | 4.01 | 2.90 | 2.27 |
| 9 Switzerland | 5.22 | 1.68 | 1.66 | 1.20 | 1.22 |
| 10 Australia | 29.61 | 16.10 | 18.72 | 15.93 | 15.05 |
| 11 Canada | 30.99 | 14.94 | 15.08 | 14.02 | 13.50 |
| 12 Japan | 5.81 | 1.75 | 2.31 | 2.13 | 1.78 |
| 13 Other Countries | 48.36 | 42.51 | 50.87 | 41.08 | 45.55 |
| II. Encashment and Profit in Pak. Rs. of Foreign Exchange Bearer Certificates(FEBCs) and Foreign Currency Bearer Certificate(FCBCs) | 0.00 | 0.00 | 0.00 | 0.00 | 0.00 |
| TOTAL (I + II) | 2313.75 | 1645.70 | 2039.32 | 1690.89 | 1747.96 |

Note: Item has been revised / extended by the State Bank of Pakistan.

Source: State Bank of Pakistan.

1.2 Month Wise Workers Remittances

| Monthly Cash Inflow (Including Foreign Exchange Bearer Certificates & Foreign Currency Bearer Certificates) | 2018-19 R | 2017-18 | YOY growth (percent) | |
|---|-----------|-----------|----------------------|-----------|
| | | | 2018-19 R | 2017-18 R |
| July. | 1981.73 | 1555.65 | 27.39 | 14.36 |
| Aug. | 2,089.41 | 1,975.04 | 5.79 | 11.73 |
| Sep. | 1,486.47 | 1,314.10 | 13.12 | -18.50 |
| Oct. | 2,060.28 | 1,677.02 | 22.85 | 7.43 |
| Nov. | 1,664.04 | 1,596.47 | 4.23 | -1.35 |
| Dec. | 1,748.09 | 1,745.75 | 0.13 | 10.12 |
| Jan. | 1,744.08 | 1,662.26 | 4.92 | 11.68 |
| Feb. | 1,581.77 | 1,473.07 | 7.38 | 3.95 |
| Mar. | 1,743.32 | 1,803.60 | -3.34 | 6.44 |
| Apr. | 1,779.98 | 1,678.87 | 6.02 | 9.09 |
| May. | 2,313.73 | 1,804.10 | 28.25 | -3.38 |
| Jun. | 1,645.71 | 1,627.65 | 1.11 | -11.55 |
| Jul.- Jun. | 21,838.61 | 19,913.58 | 9.67 | 2.91 |
| Monthly average for period Jul.- Jun. | 1,819.88 | 1,659.47 | -37.68 | -42.37 |

| Monthly Cash Inflow (Including Foreign Exchange Bearer Certificates & Foreign Currency Bearer Certificates) | 2019-20 | 2018-19 R | YOY growth (percent) | |
|---|----------|-----------|----------------------|-----------|
| | | | 2019-20 | 2018-19 R |
| July. | 2039.32 | 1981.73 | 2.91 | 27.39 |
| Aug. | 1,690.89 | 2,089.41 | -19.07 | 5.79 |
| Sep. | 1,747.96 | 1,486.47 | 17.59 | 13.12 |
| Oct. | | 2,060.28 | | 22.85 |
| Nov. | | 1,664.04 | | 4.23 |
| Dec. | | 1,748.09 | | 0.13 |
| Jan. | | 1,744.08 | | 4.92 |
| Feb. | | 1,581.77 | | 7.38 |
| Mar. | | 1,743.32 | | -3.34 |
| Apr. | | 1,779.98 | | 6.02 |
| May. | | 2,313.73 | | 28.25 |
| Jun. | | 1,645.71 | | 1.11 |
| Jul.- Jun. | 5,478.17 | 21,838.61 | | 9.67 |
| Monthly average for period Jul.- Jun. | 1,826.06 | 1,819.88 | | |

R=Revised

Source: State Bank of Pakistan.

1.3 Exchange Rates Pak. Rupees in Terms of One Unit of Foreign Currency

| S. No. | Country/ Organization | Currency | Sep., 2018 | Oct., 2018 | Nov., 2018 | Dec., 2018 (R) | Jan., 2019 |
|--------|-----------------------|------------------|------------|------------|------------|-----------------|------------|
| 1 | Australia | Dollar | 89.2059 | 92.6783 | 96.7086 | 99.3550 | 99.0532 |
| 2 | Bahrain | Dinar | 328.1612 | 344.4218 | 353.2416 | 365.8707 | 366.7209 |
| 3 | Canada | Dollar | 95.0455 | 100.2901 | 101.2158 | 103.1219 | 104.1793 |
| 4 | China | Yuan | 18.1132 | 18.8544 | 19.2512 | 20.1173 | 20.4427 |
| 5 | Denmark | Krone | 19.4065 | 20.1352 | 20.3735 | 21.1290 | 21.2391 |
| 6 | E.M.U. | Euro | 144.4933 | 149.7243 | 151.6553 | 157.4476 | 158.3463 |
| 7 | Hong Kong | Dollar | 15.8526 | 16.6787 | 17.0868 | 17.7270 | 17.6981 |
| 8 | I.M.F. | SDR | 173.9472 | 182.4621 | 185.4778 | 192.0806 | 193.4625 |
| 9 | India | Rupee | 1.7175 | 1.7826 | 1.8648 | 1.9584 | 1.9617 |
| 10 | Japan | Yen | 1.109 | 1.1553 | 1.1776 | 1.2324 | 1.2734 |
| 11 | Kuwait | Dinar | 410.075 | 430.4586 | 440.0111 | 455.7799 | 457.7750 |
| 12 | Malaysia | Ringgit | 29.9929 | 31.4002 | 31.9347 | 33.2171 | 33.7184 |
| 13 | Newzeland | Dollar | 81.7529 | 85.2873 | 90.4865 | 94.5102 | 93.9680 |
| 14 | Norway | Krone | 15.0261 | 15.8424 | 15.7989 | 16.0839 | 16.2305 |
| 15 | Oman | Riyal | 322.5792 | 339.0441 | 347.3837 | 359.8519 | 360.4485 |
| 16 | Qatar | Riyal | 34.1128 | 35.8825 | 36.7481 | 38.0597 | 38.1066 |
| 17 | Singapore | Dollar | 90.4507 | 94.5821 | 97.0951 | 101.0504 | 102.4251 |
| 18 | Sweden | Krona | 13.8421 | 14.4551 | 14.7667 | 15.3332 | 15.4520 |
| 19 | Switzerland | Franc | 128.0997 | 131.2568 | 133.2836 | 139.4843 | 140.2429 |
| 20 | Saudi Arabia | Riyal | 33.0959 | 34.7818 | 35.6034 | 36.9210 | 36.9839 |
| 21 | U.A.E. | Dirham | 33.793 | 35.5127 | 36.3621 | 37.7065 | 37.7660 |
| 22 | U.K. | Sterling (Pound) | 161.6097 | 169.6111 | 172.2536 | 175.2696 | 178.6763 |
| 23 | U.S.A. | Dollar | 124.0816 | 130.3831 | 133.5041 | 138.4713 | 138.6951 |

Contd.

1.3 Exchange Rates Pak. Rupees in Terms of One Unit of Foreign Currency

| S. No. | Country/ Organization | Currency | Feb., 2019 | Mar., 2019 | Apr., 2019 | May, 2019 | Jun., 2019 | Jul., 2019 | Aug., 2019 | Sept., 2019 |
|--------|-----------------------|------------------|------------|------------|------------|-----------|------------|------------|------------|-------------|
| 1 | Australia | Dollar | 98.8079 | 98.4883 | 100.3200 | 101.0634 | 107.6432 | 110.9255 | 106.9197 | 106.1202 |
| 2 | Bahrain | Dinar | 366.2486 | 368.0151 | 373.2264 | 385.1465 | 410.4622 | 419.8302 | 417.6304 | 412.8507 |
| 3 | Canada | Dollar | 104.8179 | 104.1511 | 105.5001 | 108.2335 | 116.9882 | 121.2462 | 119.0339 | 117.7828 |
| 4 | China | Yuan | 20.5730 | 20.7521 | 21.0370 | 21.2410 | 22.5192 | 23.0915 | 22.3747 | 21.9424 |
| 5 | Denmark | Krone | 21.0741 | 21.1014 | 21.2655 | 21.8505 | 23.5391 | 23.8930 | 23.5563 | 23.0363 |
| 6 | E.M.U. | Euro | 157.0665 | 157.2492 | 158.5339 | 162.8149 | 175.3078 | 178.0528 | 175.5356 | 171.8118 |
| 7 | Hong Kong | Dollar | 17.6629 | 17.7421 | 18.0038 | 18.5947 | 19.8897 | 20.3580 | 20.1655 | 19.9317 |
| 8 | I.M.F. | SDR | 192.9652 | 193.8787 | 196.0081 | 201.0874 | 214.6993 | 220.2424 | 217.3180 | 213.8612 |
| 9 | India | Rupee | 1.9468 | 2.0046 | 2.0346 | 2.0860 | 2.2319 | 2.3170 | 2.3170 | 2.1907 |
| 10 | Japan | Yen | 1.2548 | 1.2516 | 1.2642 | 1.3245 | 1.4371 | 1.4675 | 1.4855 | 1.4529 |
| 11 | Kuwait | Dinar | 456.4674 | 458.5132 | 464.2160 | 479.5481 | 512.1403 | 522.1486 | 519.3509 | 513.1035 |
| 12 | Malaysia | Ringgit | 33.9929 | 34.1415 | 34.3322 | 34.9557 | 37.3684 | 38.5407 | 37.7421 | 37.2856 |
| 13 | Newzeland | Dollar | 94.6292 | 95.0382 | 94.8483 | 95.5879 | 102.4894 | 106.1519 | 101.4352 | 98.7860 |
| 14 | Norway | Krone | 16.1419 | 16.1978 | 16.5019 | 16.6876 | 18.0521 | 18.4707 | 17.6192 | 17.3187 |
| 15 | Oman | Riyal | 359.9184 | 361.7213 | 366.8455 | 378.9177 | 404.2901 | 413.3412 | 411.2457 | 406.0195 |
| 16 | Qatar | Riyal | 38.0633 | 38.2532 | 38.7834 | 40.0978 | 42.7884 | 43.7083 | 43.4603 | 42.9130 |
| 17 | Singapore | Dollar | 102.3288 | 102.7866 | 104.0797 | 106.2443 | 114.0439 | 116.7299 | 114.1558 | 113.1285 |
| 18 | Sweden | Krona | 14.9822 | 14.9987 | 15.1570 | 15.1960 | 16.5315 | 16.8932 | 16.3670 | 16.0736 |
| 19 | Switzerland | Franc | 138.2515 | 139.0361 | 140.0859 | 144.1522 | 157.1268 | 160.7667 | 161.1334 | 157.5808 |
| 20 | Saudi Arabia | Riyal | 36.9438 | 37.1160 | 37.6404 | 38.8740 | 41.4334 | 42.3589 | 42.1359 | 41.6286 |
| 21 | U.A.E. | Dirham | 37.7185 | 37.8907 | 38.4286 | 39.6771 | 42.2722 | 43.2458 | 43.0307 | 42.5145 |
| 22 | U.K. | Sterling (Pound) | 180.0221 | 183.3356 | 183.8920 | 186.8061 | 196.5652 | 197.9401 | 192.1975 | 192.7554 |
| 23 | U.S.A. | Dollar | 138.5307 | 139.1663 | 141.1646 | 145.6922 | 155.2491 | 158.8297 | 158.0770 | 156.1764 |

Note: Euro, a common currency of the 11 member countries of European Economic and Monetary Union (EMU) was introduced with effect from 1st January, 1999.

Source: State Bank of Pakistan.

2. CLIMATE

2.1 Temperature at Selected Stations

(In centigrade)

| Stations | Murree | | Rawalpindi/Islamabad | | Jhelum | | Lahore | | Sargodha | |
|----------------------------------|--------|------|----------------------|------|--------|------|--------|------|----------|------|
| Height in meters above sea level | 2167 | | 507 | | 232 | | 213 | | 187 | |
| | Max. | Min. | Max. | Min. | Max. | Min. | Max. | Min. | Max. | Min. |

Month:

| | | | | | | | | | | |
|------------|------|------|------|------|------|------|------|------|------|------|
| May. 2017 | 23.8 | 13.8 | 36.0 | 20.2 | 39.2 | 23.9 | 38.9 | 25.9 | 38.9 | 24.9 |
| Jun. 2017 | 24.3 | 15.1 | 36.0 | 22.8 | 38.2 | 24.9 | 36.9 | 26.2 | 38.3 | 26.3 |
| July. 2017 | 22.9 | 15.8 | 34.3 | 24.4 | 36.0 | 26.3 | 35.6 | 27.0 | 36.5 | 27.6 |
| Aug. 2017 | 23.2 | 15.4 | 33.6 | 23.4 | 35.3 | 25.9 | 35.4 | 26.8 | 36.9 | 27.7 |
| Sep. 2017 | 22.8 | 13.8 | 33.5 | 20.4 | 35.6 | 23.6 | 35.0 | 24.1 | 35.4 | 24.5 |
| Oct. 2017 | 22.7 | 12.5 | 32.1 | 14.5 | 34.5 | 18.2 | 34.2 | 20.8 | 34.4 | 20.4 |
| May. 2018 | 23.0 | 13.2 | 34.9 | 21.4 | 38.9 | 22.8 | 39.3 | 25.9 | 38.3 | 24.0 |
| Jun. 2018 | 25.9 | 16.7 | 38.9 | 26.4 | 40.5 | 27.4 | 38.4 | 27.3 | 38.7 | 27.2 |
| July. 2018 | 23.2 | 16.0 | 34.8 | 24.3 | 35.8 | 26.7 | 34.5 | 26.5 | 35.6 | 26.8 |
| Aug. 2018 | 23.1 | 16.8 | 33.5 | 24.3 | 35.7 | 26.5 | 35.9 | 28.1 | 37.1 | 28.6 |
| Sep. 2018 | 22.5 | 14.6 | 32.9 | 21.4 | 35.5 | 23.9 | 34.7 | 25.3 | 36.8 | 25.3 |
| Oct. 2018 | 19.3 | 9.6 | 28.7 | 13.0 | 32.6 | 16.7 | 32.1 | 19.9 | 32.5 | 19.1 |

| Stations | Faisalabad | | Multan | | Bahawalpur | | Hyderabad | | Nawabshah | |
|----------------------------------|------------|------|--------|------|------------|------|-----------|------|-----------|------|
| Height in meters above sea level | 183 | | 122 | | 116 | | 40 | | 37 | |
| | Max. | Min. | Max. | Min. | Max. | Min. | Max. | Min. | Max. | Min. |

Month:

| | | | | | | | | | | |
|------------|------|------|------|------|------|------|------|------|------|------|
| May. 2017 | 39.8 | 26.1 | 41.4 | 28.4 | 41.9 | 26.4 | 42.0 | 26.1 | 44.6 | 26.0 |
| Jun. 2017 | 38.4 | 26.8 | 38.9 | 28.1 | 39.2 | 27.6 | 39.2 | 27.7 | 43.6 | 27.9 |
| July. 2017 | 37.1 | 28.0 | 38.5 | 29.6 | 39.3 | 28.7 | 36.6 | 26.9 | 40.6 | 27.4 |
| Aug. 2017 | 37.2 | 27.6 | 37.5 | 28.7 | 38.1 | 27.9 | 36.4 | 26.1 | 40.4 | 26.9 |
| Sep. 2017 | 36.0 | 24.3 | 36.7 | 26.3 | 37.6 | 24.9 | 36.4 | 24.4 | 38.6 | 25.2 |
| Oct. 2017 | 34.9 | 19.9 | 35.4 | 20.6 | 36.4 | 19.6 | 38.6 | 22.5 | 40.0 | 20.0 |
| May. 2018 | 39.4 | 25.0 | 40.1 | 26.0 | 40.2 | 25.4 | 43.0 | 26.0 | 45.7 | 27.0 |
| Jun. 2018 | 39.1 | 27.3 | 41.1 | 29.3 | 40.9 | 28.5 | 39.8 | 26.8 | 44.2 | 27.6 |
| July. 2018 | 36.4 | 27.2 | 38.5 | 29.9 | 38.6 | 28.3 | 37.3 | 26.4 | 41.2 | 27.5 |
| Aug. 2018 | 37.2 | 28.3 | 37.3 | 29.0 | 37.9 | 27.9 | 35.6 | 25.0 | 40.3 | 26.5 |
| Sep. 2018 | 36.1 | 25.0 | 36.3 | 26.5 | 36.6 | 25.0 | 36.4 | 23.2 | 39.8 | 24.4 |
| Oct. 2018 | 32.4 | 18.7 | 33.6 | 20.3 | 34.4 | 18.8 | 37.5 | 21.3 | 38.3 | 19.4 |

Contd.

2.1 Temperature at Selected Stations

(In centigrade)

| Stations | Jacobabad | | Karachi A.P. | | Peshawar | | D.I.Khan | | Saidu Sharif | | Gilgit | |
|----------------------------------|-----------|------|--------------|------|----------|------|----------|------|--------------|------|--------|------|
| Height in meters above sea level | 55 | | 21 | | 359 | | 173 | | 961 | | 1459 | |
| | Max. | Min. | Max. | Min. | Max. | Min. | Max. | Min. | Max. | Min. | Max. | Min. |

Month:

| | | | | | | | | | | | | |
|------------|------|------|------|------|------|------|------|------|------|------|------|------|
| May. 2017 | 45.0 | 28.3 | 36.1 | 27.8 | 37.8 | 24.4 | 41.4 | 24.7 | 34.0 | 17.8 | 31.2 | 13.8 |
| Jun. 2017 | 43.2 | 29.7 | 36.2 | 29.3 | 38.1 | 25.9 | 40.5 | 25.7 | 35.9 | 21.2 | 33.9 | 16.2 |
| July. 2017 | 40.0 | 29.8 | 33.1 | 27.7 | 36.4 | 26.8 | 39.1 | 26.5 | 34.2 | 22.3 | 34.3 | 19.2 |
| Aug. 2017 | 38.5 | 28.8 | 33.7 | 27.1 | 35.5 | 25.7 | 39.3 | 27.1 | 34.1 | 20.6 | N.R | N.R |
| Sep. 2017 | 37.4 | 26.0 | 34.4 | 26.2 | 35.3 | 23.0 | 37.7 | 23.9 | 32.7 | 16.2 | N.R | N.R |
| Oct. 2017 | 36.4 | 20.7 | 36.6 | 23.5 | 32.6 | 18.9 | 35.5 | 19.5 | 30.8 | 12.2 | N.R | N.R |
| May. 2018 | 44.2 | 27.8 | 38.7 | 27.7 | 34.6 | 21.6 | 40.1 | 24.3 | 30.5 | 15.4 | 28.0 | 12.4 |
| Jun. 2018 | 45.6 | 29.0 | 35.4 | 28.8 | 39.9 | 26.5 | 41.6 | 27.5 | 35.7 | 18.5 | 34.0 | 16.6 |
| July. 2018 | 41.3 | 28.6 | 33.8 | 28.1 | 36.7 | 24.6 | 39.6 | 27.4 | 33.3 | 20.8 | 34.7 | 18.7 |
| Aug. 2018 | 38.7 | 27.2 | 31.9 | 26.3 | 36.2 | 25.6 | 40.3 | 28.3 | 34 | 20.8 | 36.6 | 18.3 |
| Sep. 2018 | 36.9 | 25.9 | 32.7 | 25.5 | 35.8 | 22.2 | 38.5 | 25.0 | 32.4 | 17.0 | 31.6 | 13.2 |
| Oct. 2018 | 35.1 | 20.0 | 36.9 | 23.0 | 29.7 | 14.0 | 33.8 | 18.1 | 26.7 | 9.6 | 24.0 | 5.1 |

| Stations | Quetta (Samungli) | | Zhub (Fortsandeman) | | Khuzdar | | Punjabur | | Dalbadin | |
|----------------------------------|-------------------|------|---------------------|------|---------|------|----------|------|----------|------|
| Height in meters above sea level | 1600 | | 1405 | | 1231 | | 980 | | 848 | |
| | Max. | Min. | Max. | Min. | Max. | Min. | Max. | Min. | Max. | Min. |

Month:

| | | | | | | | | | | |
|------------|------|------|------|------|------|------|------|------|------|------|
| May. 2017 | 32.9 | 13.8 | 35.0 | 20.7 | 37.9 | 20.1 | 40.2 | 24.0 | 41.5 | 18.4 |
| Jun. 2017 | 36.8 | 18.4 | 37.1 | 21.3 | 40.4 | 23.9 | 42.0 | 26.4 | 44.8 | 19.8 |
| July. 2017 | 37.4 | 19.7 | 37.1 | 21.4 | 36.9 | 24.8 | 39.7 | 25.4 | 44.3 | 21.4 |
| Aug. 2017 | 35.5 | 16.0 | 36.9 | 22.1 | 36.7 | 24.6 | 38.0 | 22.2 | 41.9 | 21.5 |
| Sep. 2017 | 32.5 | 12.7 | 33.6 | 17.6 | 35.3 | 21.2 | 35.2 | 19.7 | 38.6 | 17.4 |
| Oct. 2017 | 27.4 | 5.6 | 29.6 | 14.1 | 31.9 | 18.4 | 34.4 | 17.2 | 35.5 | 14.5 |
| May. 2018 | 30.1 | 16.6 | 32.3 | 19.3 | 35.0 | 21.5 | 38.8 | 23.0 | 38.0 | 21.9 |
| Jun. 2018 | 36.3 | 21.0 | 37.6 | 23.2 | 40.8 | 24.4 | 42.5 | 27.1 | 44.1 | 26.5 |
| July. 2018 | 37.8 | 21.1 | 36.2 | 24.1 | 38.1 | 26 | 40.9 | 25.8 | 44.4 | 27.1 |
| Aug. 2018 | 37.1 | 19.0 | 37.5 | 25.0 | 36.2 | 25.3 | 38.3 | 23.6 | 42.5 | 25.2 |
| Sep. 2018 | 32.8 | 11.9 | 33.7 | 20.8 | 35.0 | 21.3 | 36.1 | 20.5 | 38.5 | 18.0 |
| Oct. 2018 | 25.3 | 6.1 | 27.2 | 14.7 | 29.7 | 15.8 | 31.0 | 15.5 | 32.1 | 12.5 |

Source: Pakistan Meteorological Department, Karachi.

2.2 Rainfall at Selected Stations

| (In millimeters) | | | | | | | | | | | |
|-------------------------------------|--------|--------------------------|--------|--------|----------|-----------------|--------|-----------------|----------------|----------------|---------------|
| Stations | Murree | Rawalpindi/ Islamabad | Jhelum | Lahore | Sargodha | Faisal- abad | Multan | Bahawal- pur | Hyder- abad | Nawab- shah | Jaco- abad |
| Height in meters above sea level | 2167 | 507 | 232 | 213 | 187 | 183 | 122 | 116 | 40 | 37 | 55 |

Year/month

| | | | | | | | | | | | |
|------------|--------|--------|-------|--------|-------|-------|-------|-------|-------|-------|-------|
| 2013 | 1451.5 | 1732.0 | 924.0 | 1109.0 | 362.0 | 378.0 | 157.0 | 148.0 | 74.0 | 86.0 | 345.0 |
| 2014 | 1228.6 | 1139.0 | 939.3 | 800.6 | 401.3 | 401.8 | 247.3 | 67.9 | 25.4 | 67.0 | 21.3 |
| 2015 | 2416.8 | 1477.0 | 848.0 | 856.0 | 588.0 | 512.0 | 395.0 | 498.0 | 114.0 | 120.0 | 148.0 |
| 2016 | 1313.8 | 1044.0 | 890.0 | 801.0 | 744.0 | 427.0 | 196.0 | 112.0 | 166.0 | 143.0 | 46.0 |
| 2017 | 1351.5 | 974.2 | 998.4 | 628.1 | 502.9 | 327.6 | 237.9 | 143.9 | 121.8 | 98.5 | 79.0 |
| May. 2017 | 29.0 | 21.0 | 31.7 | 9.9 | 46.0 | 2.0 | 0.0 | 17.0 | 0.0 | 0.0 | 11.0 |
| Jun. 2017 | 212.8 | 145.9 | 87.2 | 201.2 | 52.0 | 77.2 | 81.7 | 66.1 | 14.0 | 24.0 | 9.2 |
| July. 2017 | 209.6 | 284.6 | 259.3 | 149.1 | 89.3 | 92.0 | 29.8 | 25.6 | 27.0 | 26.1 | 15.0 |
| Aug. 2017 | 262.8 | 160.8 | 311.9 | 70.3 | 116.6 | 37.6 | 56.2 | 0.0 | 70.0 | 43.0 | 0.0 |
| Sep. 2017 | 56.4 | 92.0 | 66.1 | 52.2 | 69.4 | 49.6 | 12.2 | 8.0 | Tr | 2.0 | Tr |
| Oct. 2017 | 13.0 | 7.0 | 0.0 | 0.0 | 0.0 | 0.0 | 0.0 | 0.0 | 0.0 | 0.0 | 0.0 |
| May. 2018 | 89.5 | 39.8 | 35.3 | 10.8 | 32.0 | 13.0 | 6.6 | 8.0 | 0.0 | 0.0 | 0.0 |
| Jun. 2018 | 90.6 | 68.4 | 44.3 | 115.6 | 80.0 | 125.3 | 14.0 | 19.0 | 1.0 | Trace | 5.0 |
| July. 2018 | 455.3 | 373.6 | 206.2 | 341.7 | 258.3 | 123.8 | 1.4 | 57.0 | 1.0 | 2.0 | 0.0 |
| Aug. 2018 | 179.9 | 532.5 | 263.6 | 25.8 | 8.9 | 15.0 | 26.2 | 11.0 | 3.8 | 2.7 | 0.0 |
| Sep. 2018 | 93.2 | 105.0 | 36.2 | 25.3 | 18.0 | 33.0 | 0.0 | 0.0 | 3.0 | 0.0 | 0.0 |
| Oct. 2018 | 94.3 | 31.0 | 10.4 | 0.0 | 6.0 | 1.0 | 0.0 | 0.0 | Trace | 0.0 | 0.0 |

Contd.

2.2 Rainfall at Selected Stations

(In millimeters)

| Stations | Karachi Airport | Peshawar | D.I. Khan | Saidu Sharif | Gilgit | Quetta (Samungli) | Zhob (Fort sandeman) | Khuzdar | Punjgoor | Dalbadin |
|-------------------------------------|--------------------|----------|--------------|-----------------|--------|----------------------|-------------------------|---------|----------|----------|
| Height in meters above sea level | 21 | 359 | 173 | 961 | 1459 | 1600 | 1405 | 1231 | 980 | 848 |

Year/month

| | | | | | | | | | | |
|------------|-------|--------|-------|--------|-------|-------|-------|-------|-------|------|
| 2013 | 169.0 | 551.0 | 327.0 | 954.3 | 153.5 | 53.0 | 66.0 | 479.0 | 101.0 | 23.0 |
| 2014 | 30.7 | 326.3 | 249.7 | 660.0 | 107.0 | 97.0 | 173.7 | 201.9 | 61.8 | 17.3 |
| 2015 | 53.0 | 1387.0 | 477.0 | 1062.2 | 144.0 | 153.0 | 364.0 | 147.0 | 61.0 | 47.0 |
| 2016 | 168.0 | 355.0 | 271.0 | 221.3 | 142.2 | 89.0 | 167.0 | 41.0 | 45.0 | 41.0 |
| 2017 | 232.2 | 503.0 | N.R | 794.4 | N.R | 149.4 | N.R | 228.5 | 39.0 | 41.8 |
| May. 2017 | 0.0 | 5.1 | 1.1 | 32.0 | 43.4 | 0.6 | 6.0 | 8.0 | 15.0 | 0.0 |
| Jun. 2017 | 58.9 | 42.0 | 53.0 | 28.1 | 10.1 | 0.0 | 2.0 | 47.0 | 0.0 | 0.0 |
| July. 2017 | 33.2 | 77.0 | 48.0 | 97.0 | 10.4 | 0.0 | 47.0 | 78.8 | 0.0 | 0.0 |
| Aug. 2017 | 65.6 | 66.0 | 77.0 | 141.0 | N.R | 0.0 | 33.0 | 14.7 | 0.0 | 0.0 |
| Sep. 2017 | 26.4 | 36.0 | Tr | 55.5 | N.R | 0.0 | 2.0 | 0.0 | 0.0 | 0.0 |
| Oct. 2017 | 0.0 | 0.0 | 0.0 | 1.0 | N.R | 0.0 | 0.0 | 0.0 | 0.0 | 0.0 |
| May. 2018 | 0.0 | 89.0 | 4.0 | 91.0 | 12.3 | Tr. | 10.0 | 0.5 | 0.0 | 1.6 |
| Jun. 2018 | Tr. | 14.0 | 11.0 | 99.0 | 2.9 | 0.0 | 35.0 | 13.4 | 0.0 | 0.0 |
| July. 2018 | Tr. | 122.0 | 25.0 | 175.0 | 17.7 | 0.0 | 32.0 | 46.0 | 4.0 | 1.0 |
| Aug. 2018 | 0.8 | 24.6 | Tr. | 50.5 | 9.7 | 0.0 | 9.0 | 29.3 | 0.0 | 0.0 |
| Sep. 2018 | Tr. | 19.0 | Tr. | 19.0 | 5.6 | 0.0 | 17.0 | 3.0 | 0.0 | 0.0 |
| Oct. 2018 | 0.0 | 29.0 | 0.0 | 53.6 | 10.8 | Tr. | 0.0 | 0.0 | 0.0 | 0.0 |

N.R = Not received

TR = Trace (Rainfall less than 0.1 mm)

Source: Pakistan Meteorological Department, Karachi.

ENERGY & MINING

3.1 Production of Crude Oil

Unit: Barrels

| Company | Field | Jul., 2018 | Aug., 2018 | Sep., 2018 | Oct., 2018 | Nov., 2018 | Dec., 2018 | Jan., 2019 | Feb., 2019 | Mar., 2019 | Apr., 2019 | May, 2019 | Jun., 2019 | Year Total |
|---------------|----------------|---------------|---------------|---------------|---------------|---------------|---------------|---------------|---------------|---------------|---------------|--------------|---------------|------------|
| Punjab | | | | | | | | | | | | | | |
| OGDCL | Bhalsyedan | 304 | 326 | 338 | 335 | 474 | 417 | 424 | 394 | 422 | 491 | 492 | 553 | 4970 |
| | Chak Naurang | 10165 | 11100 | 10800 | 10720 | 10355 | 10485 | 10705 | 9465 | 10491 | 10240 | 10035 | 8243 | 122804 |
| | Dakhni | 18433 | 16131 | 12895 | 18525 | 18285 | 15910 | 13707 | 14865 | 15625 | 0 | 13200 | 19424 | 177000 |
| | Dhodak | 982 | 946 | 913 | 943 | 855 | 874 | 855 | 783 | 849 | 843 | 932 | 935 | 10710 |
| | Fimkassar | 4960 | 4820 | 3990 | 4185 | 4050 | 4340 | 4340 | 3960 | 4650 | 4500 | 4740 | 4650 | 53185 |
| | Kal | 4800 | 5122 | 11152 | 12055 | 12200 | 12710 | 12505 | 10900 | 12252 | 10876 | 12032 | 10504 | 127108 |
| | Missakiswal | 1550 | 1445 | 1427 | 1368 | 1350 | 1445 | 1600 | 1260 | 1420 | 1430 | 1345 | 1377 | 17017 |
| | Rajjan | 54059 | 56020 | 53050 | 54270 | 55660 | 53060 | 58110 | 46596 | 54457 | 51626 | 52037 | 42433 | 631378 |
| | Soghri | 3165 | 2464 | 1245 | 4745 | 3905 | 3905 | 1400 | 1185 | 2065 | 0 | 2005 | 4500 | 30584 |
| | Sadkal | 848 | 1360 | 1315 | 1492 | 1438 | 1561 | 1060 | 890 | 1627 | 1339 | 1313 | 816 | 15059 |
| | Toot | 7128 | 7123 | 6952 | 7177 | 6973 | 7421 | 7422 | 6607 | 4995 | 7413 | 7359 | 6916 | 83486 |
| | Sub-Total | 106394 | 106857 | 104077 | 115815 | 115545 | 112128 | 112128 | 96905 | 108853 | 88758 | 105490 | 100351 | 1273301 |
| OPL | Bhangali | 145 | 141 | 169 | 122 | 121 | 148 | 148 | 115 | 137 | 127 | 109 | 148 | 1630 |
| | Dhurnal | 1187 | 1785 | 1601 | 5936 | 6728 | 2252 | 2527 | 2431 | 2315 | 2536 | 2623 | 2480 | 34401 |
| | Ratana | 5697 | 5326 | 5055 | 5092 | 4140 | 3651 | 4720 | 3949 | 4046 | 3758 | 1743 | 15 | 47192 |
| | Sub-Total | 7029 | 7252 | 6825 | 11150 | 10989 | 6051 | 7395 | 6495 | 6498 | 6421 | 4475 | 2643 | 83223 |
| POL | Balkassar | 10269 | 10118 | 9691 | 9395 | 9879 | 9973 | 9852 | 9070 | 8796 | 7760 | 8471 | 8669 | 111943 |
| | Dhulian | 4071 | 3483 | 3208 | 3576 | 3561 | 3413 | 3150 | 2853 | 2966 | 3381 | 3775 | 3486 | 40923 |
| | Khaur | 3211 | 719 | 2938 | 1758 | 1072 | 1970 | 1006 | 2311 | 687 | 1366 | 563 | 346 | 17947 |
| | Joyamir | 1448 | 1079 | 1409 | 1262 | 1245 | 1267 | 1255 | 1166 | 1286 | 1220 | 1187 | 1253 | 15077 |
| | Jhandial | 15081 | 13714 | 19602 | 27999 | 27358 | 27566 | 27401 | 13035 | 15575 | 12422 | 15757 | 12971 | 228481 |
| | Minwal | 2574 | 2655 | 2602 | 2685 | 1823 | 3473 | 3446 | 2953 | 3085 | 3002 | 3149 | 3047 | 34494 |
| | Meyal | 8488 | 8629 | 8162 | 8566 | 8205 | 8749 | 8705 | 7804 | 8618 | 7503 | 8607 | 8261 | 100297 |
| | Pariwali | 8673 | 8864 | 8773 | 8745 | 8399 | 8548 | 8049 | 7832 | 8509 | 6787 | 8315 | 7929 | 99423 |
| | Pindori | 5167 | 5030 | 4925 | 8567 | 5712 | 5634 | 5299 | 4837 | 5274 | 4758 | 5336 | 5034 | 65573 |
| | Turkwal | 799 | 747 | 717 | 706 | 683 | 680 | 675 | 589 | 653 | 675 | 691 | 637 | 8252 |
| | Sub-Total | 59781 | 55038 | 62027 | 73259 | 67937 | 71273 | 68838 | 52450 | 55449 | 48874 | 55851 | 51633 | 722410 |
| MPCL | Ghuri | 11413 | 11070 | 4830 | 0 | 0 | 0 | 4982 | 6985 | 7810 | 7270 | 7724 | 7526 | 69610 |
| | Halini | 17000 | 16425 | 16098 | 16483 | 15573 | 15288 | 14481 | 11894 | 12685 | 12317 | 12727 | 12224 | 173195 |
| | Dharian | --- | --- | --- | --- | --- | --- | --- | --- | --- | --- | --- | 4543 | 4543 |
| | Halini Deep | 23680 | 23413 | 21712 | 21461 | 20343 | 20661 | 20195 | 16053 | 20061 | 18957 | 19325 | 17739 | 243600 |
| | Kalabagh | 3593 | 3748 | 3351 | 3476 | 3268 | 3546 | 3306 | 2770 | 2961 | 2638 | 2507 | 2230 | 37394 |
| | Sub-Total | 55686 | 54656 | 45991 | 41420 | 39184 | 39495 | 42963 | 37702 | 43517 | 41182 | 42283 | 44262 | 528341 |
| PPL | Adhi | 273536 | 265821 | 233639 | 302581 | 310184 | 309810 | 298252 | 260594 | 285716 | 267777 | 270581 | 253770 | 3332261 |
| | Sub-Total | 273536 | 265821 | 233639 | 302581 | 310184 | 309810 | 298252 | 260594 | 285716 | 267777 | 270581 | 253770 | 3332261 |
| DEWAN | Rodho Salsabil | 1408 | 1099 | 1507 | 1737 | 1758 | 1762 | 1616 | 1282 | 1305 | 1277 | 1133 | 943 | 16827 |
| | Sub Total | 1408 | 1099 | 1507 | 1737 | 1758 | 1762 | 1616 | 1282 | 1305 | 1277 | 1133 | 943 | 16827 |
| | Punjab Total | 503834 | 490723 | 454066 | 545962 | 545597 | 540519 | 531192 | 455428 | 501338 | 454289 | 479813 | 453602 | 5956363 |
| Sindh | | | | | | | | | | | | | | |
| OPPL | Zamzama | 6466 | 6719 | 6251 | 5967 | 5347 | 5198 | 4946 | 4401 | 4996 | 4671 | 4719 | 4206 | 63887 |
| | Sub-Total | 6466 | 6719 | 6251 | 5967 | 5347 | 5198 | 4946 | 4401 | 4996 | 4671 | 4719 | 4206 | 63887 |
| UEPL | Ali | 35 | 0 | 0 | 0 | 0 | 0 | 0 | 0 | 0 | 0 | 0 | 0 | 35 |
| | Aassu | 5792 | 3774 | 0 | 610 | 4940 | 5280 | 7514 | 4769 | 4867 | 4452 | 4080 | 3648 | 49726 |
| | Bukhari Deep | 819 | 367 | 491 | 1021 | 2970 | 3065 | 3300 | 3237 | 2737 | 2786 | 2305 | 1390 | 24488 |
| | Bukhari North | 0 | 0 | 0 | 2407 | 540 | 527 | 255 | 4 | 0 | 0 | 0 | 0 | 3733 |
| | Bari | 45719 | 43950 | 38736 | 37838 | 45275 | 69402 | 90734 | 77478 | 84281 | 70369 | 65294 | 49936 | 719012 |
| | Bijoro | 9762 | 5140 | 5031 | 4768 | 3504 | 3769 | 2159 | 2537 | 2964 | 2361 | 2527 | 2228 | 46750 |
| | Dabhi North | 1161 | 0 | 0 | 0 | 0 | 0 | 0 | 0 | 0 | 0 | 899 | 1116 | 3176 |
| | Dabhi South | 13456 | 12481 | 12191 | 11893 | 10325 | 9162 | 9257 | 8980 | 8138 | 6491 | 6781 | 6471 | 115626 |
| | Ghungthro | 644 | 548 | 577 | 460 | 1194 | 1153 | 1405 | 1242 | 1402 | 870 | 1239 | 1348 | 12082 |

Contd.

3.1 Production of Crude Oil

Unit: Barrels

| Company | Field | Jul., 2018 | Aug., 2018 | Sep., 2018 | Oct., 2018 | Nov., 2018 | Dec., 2018 | Jan., 2019 | Feb., 2019 | Mar., 2019 | Apr., 2019 | May, 2019 | Jun., 2019 | Year Total |
|---------|--------------------|---------------|---------------|---------------|---------------|---------------|---------------|---------------|---------------|---------------|---------------|--------------|---------------|------------|
| | Gharo | 79 | 324 | 341 | 1307 | 955 | 58 | 1176 | 1338 | 752 | 1201 | 1249 | 1114 | 9894 |
| | Gormani | 0 | 0 | 0 | 598 | 496 | 311 | 0 | 0 | 1 | 0 | 0 | 0 | 1406 |
| | Guni | 464 | 92 | 16 | 0 | 0 | 0 | 0 | 0 | 0 | 0 | 0 | 0 | 572 |
| | Gulsher | 0 | 0 | 2383 | 15346 | 28625 | 42433 | 39866 | 33331 | 30552 | 25990 | 23482 | 10771 | 252779 |
| | Hayat | 439 | 24509 | 7811 | 4192 | 8729 | 6255 | 4027 | 3389 | 2829 | 1816 | 799 | 258 | 65053 |
| | Hakro | 0 | 19 | 0 | 0 | 0 | 0 | 0 | 0 | 0 | 0 | 0 | 0 | 19 |
| | Halipota | 12477 | 9210 | 8073 | 7633 | 7724 | 7299 | 6923 | 6371 | 7031 | 6242 | 7019 | 5731 | 91733 |
| | Jabo | 2042 | 2018 | 1920 | 2032 | 1953 | 1956 | 1850 | 1545 | 1857 | 1602 | 1651 | 1902 | 22328 |
| | Jagir | 802 | 0 | 0 | 0 | 0 | 380 | 436 | 287 | 778 | 844 | 1326 | 1063 | 5916 |
| | Jan | 1295 | 1682 | 1769 | 1778 | 1835 | 1843 | 1777 | 1497 | 1613 | 1512 | 1624 | 1526 | 19751 |
| | Kamal North | 5266 | 6443 | 6173 | 5099 | 4887 | 4808 | 5133 | 3922 | 3831 | 3897 | 4201 | 4071 | 57731 |
| | Khaskeli | 3716 | 3670 | 3827 | 3827 | 3215 | 3941 | 3802 | 3286 | 3425 | 3265 | 3103 | 3486 | 42563 |
| | Khaskeli Downthrov | 779 | 755 | 698 | 675 | 587 | 552 | 732 | 615 | 569 | 602 | 660 | 665 | 7889 |
| | Khorewah (Cond.) | 1758 | 2290 | 1214 | 1792 | 811 | 546 | 446 | 1047 | 2717 | 1536 | 1230 | 1616 | 17003 |
| | Korai | 317 | 179 | 85 | 38 | 50 | 82 | 98 | 155 | 122 | 0 | 0 | 0 | 1126 |
| | Kumbh | 2887 | 2909 | 2912 | 3049 | 3293 | 3308 | 3081 | 3110 | 2934 | 2535 | 2281 | 1701 | 34000 |
| | Laghari | 1679 | 936 | 0 | 0 | 0 | 0 | 0 | 0 | 0 | 0 | 0 | 0 | 2615 |
| | Lodano | 425 | 376 | 296 | 380 | 323 | 382 | 255 | 62 | 405 | 339 | 368 | 326 | 3937 |
| | Lodano Deep | 1162 | 1120 | 937 | 1106 | 923 | 1086 | 725 | 177 | 1172 | 988 | 1027 | 903 | 11326 |
| | M.Ismail | 1137 | 762 | 172 | 653 | 532 | 594 | 892 | 915 | 932 | 1029 | 1009 | 999 | 9626 |
| | M.Ismail Deep | 308 | 207 | 635 | 171 | 151 | 155 | 44 | 0 | 122 | 275 | 238 | 254 | 2560 |
| | Makhdumpur | 0 | 0 | 0 | 0 | 0 | 0 | 0 | 35 | 92 | 404 | 348 | 409 | 1288 |
| | Mazari | 24695 | 25020 | 23220 | 23038 | 22824 | 46197 | 46506 | 38410 | 43825 | 32953 | 30300 | 26046 | 383034 |
| | Missri | 212 | 68 | 55 | 4 | 0 | 0 | 0 | 0 | 0 | 0 | 0 | 0 | 339 |
| | Mohano | 11 | 11 | 551 | 331 | 0 | 0 | 0 | 0 | 0 | 0 | 0 | 3 | 907 |
| | Mohri | 2 | 29 | 0 | 0 | 0 | 0 | 0 | 0 | 0 | 0 | 0 | 0 | 31 |
| | Moroja | 0 | 0 | 0 | 0 | 439 | 1163 | 742 | 610 | 957 | 517 | 341 | 81 | 4850 |
| | Muban | 4258 | 4205 | 4603 | 4521 | 4126 | 4785 | 4872 | 3640 | 3438 | 3645 | 3707 | 3663 | 49463 |
| | Murid | 1828 | 2246 | 2172 | 1798 | 1990 | 1777 | 2336 | 1987 | 2464 | 2344 | 2501 | 2509 | 25952 |
| | Naimat Basal 2X | 684 | 534 | 556 | 467 | 457 | 128 | 0 | 0 | 46 | 0 | 205 | 581 | 3658 |
| | Naimat West | 21690 | 22139 | 21553 | 17768 | 17862 | 18879 | 20075 | 19085 | 20004 | 23667 | 26616 | 26271 | 255609 |
| | North Akri | 1167 | 1234 | 1220 | 1316 | 1233 | 1298 | 1332 | 1188 | 1295 | 1247 | 1310 | 1181 | 15021 |
| | Paniro | 958 | 1139 | 912 | 759 | 533 | 673 | 1307 | 1494 | 846 | 908 | 969 | 1020 | 11518 |
| | Piaro Deep | 215 | 177 | 159 | 186 | 187 | 195 | 185 | 186 | 151 | 175 | 113 | 107 | 2036 |
| | Rahim North | 119 | 103 | 99 | 83 | 95 | 108 | 106 | 47 | 65 | 2 | 87 | 89 | 1003 |
| | Rahim 1X | 4531 | 6614 | 6517 | 74466 | 105573 | 101773 | 89921 | 69509 | 59370 | 35461 | 36111 | 24442 | 614288 |
| | Rahim 2X | 5722 | 5606 | 5525 | 4492 | 2679 | 0 | 0 | 0 | 0 | 0 | 0 | 0 | 24024 |
| | Rajani | 19903 | 18853 | 18594 | 17172 | 13811 | 15134 | 18117 | 16341 | 17719 | 14084 | 14974 | 14470 | 199172 |
| | Rawat | 1594 | 1407 | 1477 | 775 | 228 | 871 | 135 | 0 | 0 | 0 | 0 | 0 | 6487 |
| | Rawat North | 3919 | 2364 | 1642 | 1301 | 868 | 127 | 0 | 0 | 0 | 0 | 0 | 0 | 10221 |
| | Rawal | 0 | 0 | 0 | 0 | 0 | 0 | 0 | 0 | 192 | 2655 | 855 | 67 | 3769 |
| | Ramdiani | 0 | 0 | 0 | 0 | 0 | 0 | 0 | 0 | 0 | 0 | 1042 | 3615 | 4657 |
| | Roshnai | 19343 | 13075 | 7796 | 5034 | 2766 | 0 | 0 | 970 | 2303 | 241 | 1 | 0 | 51529 |
| | Sakhi | 1608 | 1767 | 1507 | 614 | 1111 | 1385 | 1702 | 1785 | 1718 | 2340 | 2654 | 2435 | 20626 |
| | Sakhi Deep | 61 | 53 | 26 | 13 | 0 | 0 | 54 | 4 | 0 | 0 | 0 | 0 | 211 |
| | Sukhi South | 0 | 0 | 0 | 0 | 0 | 71983 | 65660 | 28124 | 13672 | 8413 | 5929 | 4587 | 198368 |
| | Sahu | 0 | 0 | 8 | 21 | 0 | 0 | 0 | 0 | 0 | 22 | 0 | 0 | 51 |
| | Salamat | 5594 | 5736 | 5592 | 4613 | 4622 | 4471 | 4035 | 3854 | 4180 | 3272 | 3460 | 3417 | 52846 |
| | Sajan | 939 | 1023 | 989 | 821 | 815 | 874 | 923 | 157 | 0 | 0 | 0 | 0 | 6541 |
| | Shekhano | 3860 | 3280 | 3014 | 3422 | 2862 | 2177 | 2410 | 2322 | 2654 | 2487 | 2778 | 2717 | 33983 |
| | Saleh | 16835 | 16535 | 16438 | 13536 | 5984 | 6890 | 4931 | 2895 | 4613 | 4812 | 3615 | 2806 | 99890 |
| | Sonro | 2563 | 2759 | 1331 | 2307 | 3888 | 23208 | 8538 | 5858 | 6126 | 5347 | 4783 | 4536 | 71244 |

Contd.

3.1 Production of Crude Oil

| | | Unit: Barrels | | | | | | | | | | | | | |
|--------------------|-------------------|---------------|---------------|---------------|---------------|---------------|---------------|---------------|---------------|---------------|---------------|--------------|---------------|------------|--|
| Company | Field | Jul., 2018 | Aug., 2018 | Sep., 2018 | Oct., 2018 | Nov., 2018 | Dec., 2018 | Jan., 2019 | Feb., 2019 | Mar., 2019 | Apr., 2019 | May, 2019 | Jun., 2019 | Year Total | |
| OGDCL | South Buzdar-Deep | 4583 | 4015 | 2872 | 2860 | 2615 | 1930 | 2429 | 2468 | 2171 | 3347 | 2406 | 3200 | 34896 | |
| | South Mazari | 7614 | 7753 | 7553 | 8832 | 8571 | 8108 | 6422 | 6467 | 8218 | 8666 | 9056 | 8872 | 96132 | |
| | South Mazari-Deep | 13061 | 13966 | 13424 | 13828 | 13126 | 12433 | 12665 | 12502 | 13242 | 11676 | 11969 | 12846 | 154738 | |
| | Tando Ghulam Ali | 60 | 0 | 0 | 0 | 0 | 0 | 0 | 0 | 0 | 0 | 80 | 0 | 140 | |
| | Sohrab Deep | 344 | 395 | 527 | 1691 | 1602 | 1842 | 1657 | 1978 | 1977 | 1461 | 1029 | 142 | 14645 | |
| | Sumar Deep | 811 | 974 | 938 | 694 | 1559 | 694 | 606 | 672 | 1003 | 143 | 1 | 245 | 8340 | |
| | Sutiari Deep | 7230 | 7141 | 6969 | 5761 | 5758 | 6068 | 6448 | 6163 | 9758 | 11836 | 12407 | 12006 | 97545 | |
| | Sukhi | 37 | 51 | 0 | 0 | 0 | 0 | 0 | 0 | 0 | 0 | 0 | 0 | 88 | |
| | Tangri | 1438 | 1014 | 993 | 957 | 859 | 994 | 1266 | 1381 | 1233 | 1450 | 1380 | 1416 | 14381 | |
| | Tangri Deep | 420 | 317 | 263 | 248 | 232 | 285 | 298 | 310 | 324 | 392 | 431 | 430 | 3950 | |
| | Turk (Cond.) | 1530 | 2648 | 1702 | 2634 | 2557 | 2911 | 3428 | 2774 | 2399 | 3441 | 1908 | 582 | 28514 | |
| | Turk-deep (Cond.) | 133 | 485 | 301 | 374 | 594 | 627 | 1158 | 1034 | 289 | 261 | 862 | 295 | 6413 | |
| | Thebo | 1131 | 872 | 1044 | 620 | 807 | 900 | 713 | 816 | 1011 | 906 | 873 | 835 | 10528 | |
| | Umar | 37 | 44 | 71 | 208 | 75 | 66 | 96 | 164 | 115 | 0 | 19 | 22 | 917 | |
| | Warar | 0 | 7 | 0 | 0 | 0 | 0 | 0 | 0 | 0 | 0 | 0 | 0 | 7 | |
| | Zaur | 5193 | 5246 | 5861 | 6646 | 7238 | 7506 | 6856 | 5053 | 5966 | 6215 | 6107 | 6630 | 74517 | |
| | Sub-Total | 300353 | 304666 | 264362 | 332884 | 374383 | 516807 | 503816 | 399577 | 399467 | 335792 | 325619 | 275096 | 4332822 | |
| | Bobi | 10095 | 10535 | 10380 | 16990 | 20230 | 19880 | 17870 | 15860 | 17030 | 16110 | 16240 | 14272 | 185492 | |
| | Bitrism | 0 | 0 | 0 | 0 | 0 | 0 | 0 | 0 | 0 | 0 | 10481 | 21061 | 31542 | |
| | Chandio | 93 | 93 | 59 | 62 | 55 | 53 | 9 | 0 | 0 | 0 | 0 | 0 | 424 | |
| | Chutto | 8635 | 8650 | 7020 | 6705 | 6635 | 6910 | 6935 | 5875 | 6545 | 6255 | 6240 | 5715 | 82120 | |
| | Chak2 | 25175 | 25271 | 24256 | 24678 | 22163 | 22688 | 21360 | 18529 | 19896 | 9848 | 18182 | 16983 | 249029 | |
| | Chak7A | 1703 | 1705 | 1650 | 1705 | 1650 | 1570 | 1240 | 1120 | 1240 | 145 | 0 | 0 | 13728 | |
| | Dars | 13452 | 13392 | 12917 | 13130 | 10374 | 6318 | 7865 | 8480 | 9396 | 8590 | 7486 | 7236 | 118636 | |
| | Dars West | 17788 | 17727 | 17151 | 17520 | 13896 | 10748 | 17780 | 16261 | 18024 | 17407 | 17981 | 17356 | 199639 | |
| | Dars Deep | 4001 | 3956 | 3810 | 3885 | 3472 | 4282 | 4475 | 4000 | 4428 | 4773 | 6289 | 6044 | 53415 | |
| | Kunar West | 4011 | 4000 | 3896 | 3947 | 3666 | 4193 | 4304 | 3869 | 4184 | 4027 | 4180 | 4002 | 48279 | |
| | Pasakhi East | 5275 | 5210 | 5069 | 5196 | 4964 | 5179 | 5095 | 4524 | 5011 | 4792 | 4946 | 4701 | 59962 | |
| | Shah | 4112 | 4050 | 3952 | 4086 | 3934 | 4123 | 4104 | 3686 | 4087 | 3915 | 3984 | 3816 | 47849 | |
| | Tando Allah Yar | 10941 | 10932 | 10650 | 10553 | 8386 | 5899 | 7709 | 2386 | 2569 | 2327 | 2411 | 2387 | 77150 | |
| | Thora Deep | 3192 | 3165 | 3060 | 3088 | 2983 | 3060 | 3137 | 2997 | 2810 | 1829 | 1886 | 1652 | 32859 | |
| | Unar | 3443 | 3364 | 3143 | 3235 | 3139 | 3242 | 3299 | 2972 | 3296 | 3247 | 3407 | 3340 | 39127 | |
| | Chak 63 | 353 | 0 | 0 | 0 | 0 | 0 | 0 | 0 | 0 | 0 | 0 | 0 | 353 | |
| Chak 63 South East | 9095 | 8969 | 8307 | 8330 | 7178 | 7033 | 5801 | 5150 | 5849 | 3118 | 6296 | 5106 | 80232 | | |
| Kunar | 64840 | 75361 | 103487 | 106021 | 94550 | 88295 | 92470 | 100683 | 112992 | 106989 | 107875 | 101089 | 1154652 | | |
| Kunar Souh | 5669 | 5418 | 5539 | 5673 | 5424 | 5749 | 5630 | 4993 | 5567 | 5336 | 5534 | 5218 | 65750 | | |
| Kunar Pasakhi Deep | 38934 | 39481 | 38484 | 39970 | 37489 | 42572 | 44218 | 39715 | 45021 | 44152 | 46202 | 44212 | 500450 | | |
| Hakeem Daho | 14367 | 14486 | 13905 | 14927 | 14727 | 15653 | 12066 | 10659 | 11494 | 5882 | 10482 | 8744 | 147393 | | |
| Jakhro | 376 | 354 | 359 | 327 | 325 | 327 | 433 | 366 | 408 | 176 | 478 | 471 | 4400 | | |
| Jarwar | 2690 | 2100 | 2615 | 2740 | 2650 | 2680 | 2715 | 2100 | 2325 | 2300 | 2325 | 1920 | 29160 | | |
| Lashri Centre | 12235 | 12030 | 10685 | 10570 | 9405 | 9925 | 9915 | 9020 | 9915 | 9670 | 9995 | 9670 | 123035 | | |
| Lala Jamali | 16925 | 16735 | 15284 | 15973 | 14517 | 14583 | 18702 | 17514 | 19405 | 9723 | 17821 | 19295 | 196478 | | |
| Misan | 3075 | 3040 | 2875 | 2725 | 2675 | 2720 | 2765 | 2470 | 2765 | 2675 | 2740 | 2675 | 33200 | | |
| Moolan | 2398 | 0 | 0 | 0 | 0 | 0 | 0 | 0 | 0 | 0 | 5085 | 9015 | 16498 | | |
| Noorai Jagir | 310 | 345 | 445 | 250 | 0 | 0 | 0 | 0 | 0 | 0 | 0 | 0 | 1350 | | |
| Nur/Bagla | 1307 | 1796 | 1720 | 1720 | 1594 | 1492 | 1479 | 1383 | 1486 | 1055 | 1032 | 927 | 16991 | | |
| Nim | 0 | 0 | 0 | 485 | 985 | 1275 | 1010 | 655 | 670 | 490 | 165 | 0 | 5735 | | |
| Pali | 5240 | 4240 | 3855 | 4125 | 4233 | 2835 | 130 | 3052 | 3760 | 190 | 2675 | 2109 | 36444 | | |
| Pali Deep | 0 | 0 | 0 | 0 | 0 | 0 | 0 | 0 | 0 | 4600 | 5730 | 7095 | 17425 | | |
| Pasakhi | 80770 | 81045 | 77435 | 79740 | 76480 | 48605 | 68700 | 72620 | 80340 | 77900 | 79660 | 77625 | 900920 | | |
| Pasakhi-N | 21935 | 22295 | 21420 | 22115 | 20425 | 15270 | 11930 | 17900 | 19700 | 19190 | 19860 | 19030 | 231070 | | |
| Pasakhi-North East | 5600 | 5600 | 5460 | 5590 | 5450 | 3030 | 11825 | 10735 | 11995 | 11555 | 11955 | 11460 | 100255 | | |

Contd.

3.1 Production of Crude Oil

Unit: Barrels

| Company | Field | Jul., 2018 | Aug., 2018 | Sep., 2018 | Oct., 2018 | Nov., 2018 | Dec., 2018 | Jan., 2019 | Feb., 2019 | Mar., 2019 | Apr., 2019 | May, 2019 | Jun., 2019 | Year Total |
|-----------------------|-------------------|---------------|---------------|---------------|---------------|---------------|---------------|---------------|---------------|---------------|---------------|--------------|---------------|------------|
| PPL | Qadirpur (Cond.) | 8520 | 7305 | 4826 | 9365 | 11245 | 12200 | 11670 | 11090 | 11570 | 9070 | 8935 | 7706 | 113502 |
| | Resham | 2466 | 2230 | 1500 | 1550 | 1500 | 1140 | 777 | 407 | 898 | 288 | 204 | 300 | 13260 |
| | Sono | 22765 | 22780 | 21060 | 13335 | 17770 | 15250 | 19980 | 19565 | 21615 | 20815 | 21585 | 20770 | 237290 |
| | Tando Alam | 16030 | 15885 | 13955 | 12895 | 12270 | 6610 | 8270 | 10130 | 11135 | 10775 | 11105 | 10505 | 139565 |
| | Thora | 8635 | 8640 | 8235 | 8335 | 8255 | 8685 | 8615 | 7905 | 8745 | 8475 | 7445 | 4940 | 96910 |
| | Sub-Total | 456451 | 462185 | 468464 | 481541 | 454694 | 404075 | 444284 | 438671 | 486171 | 437689 | 488897 | 478447 | 5501568 |
| | Adam | 2377 | 2175 | 2237 | 2377 | 2048 | 2054 | 2114 | 2195 | 2093 | 2569 | 2974 | 2836 | 28049 |
| | Adam West | 895 | 918 | 833 | 884 | 895 | 727 | 907 | 922 | 887 | 879 | 941 | 918 | 10606 |
| | Kandhkot | 36 | 62 | 297 | 507 | 697 | 578 | 936 | 398 | 375 | 346 | 234 | 297 | 4763 |
| | Kabir | 3372 | 3247 | 3182 | 3967 | 3536 | 3533 | 4154 | 3894 | 4249 | 4152 | 4155 | 3959 | 45400 |
| Mazarani | 307 | 297 | 281 | 289 | 323 | 352 | 314 | 260 | 337 | 292 | 251 | 279 | 3582 | |
| Shahdad | 3101 | 3389 | 3172 | 3494 | 3816 | 3361 | 4693 | 6609 | 8660 | 8040 | 8942 | 6813 | 64090 | |
| Sharf | 18741 | 18914 | 16951 | 19049 | 17115 | 18240 | 22253 | 20109 | 23386 | 22674 | 21947 | 19297 | 238676 | |
| Sub-Total | 28829 | 29002 | 26953 | 30567 | 28430 | 28845 | 35371 | 34387 | 39987 | 38952 | 39444 | 34399 | 395166 | |
| MPCL | Aqeeq | 623 | 597 | 511 | 419 | 427 | 510 | 458 | 412 | 456 | 343 | 393 | 366 | 5515 |
| | Mari | 1543 | 1525 | 1243 | 1522 | 1432 | 1016 | 1597 | 1444 | 1534 | 1525 | 1625 | 1610 | 17616 |
| | Sujjal | 4084 | 4210 | 4054 | 3374 | 3386 | 4133 | 4077 | 3738 | 4012 | 3704 | 3639 | 3373 | 45784 |
| | Sujawal | 448 | 453 | 396 | 324 | 339 | 360 | 291 | 263 | 236 | 1 | 486 | 564 | 4161 |
| Sub-Total | 6698 | 6785 | 6204 | 5639 | 5584 | 6019 | 6423 | 5857 | 6238 | 5573 | 6143 | 5913 | 73076 | |
| Eni(Pak) | Bhit | 3067 | 3134 | 3557 | 4935 | 5158 | 4504 | 3473 | 4114 | 3980 | 4452 | 3989 | 3572 | 47936 |
| | Badhra | 2107 | 2261 | 2585 | 3738 | 3830 | 3285 | 2474 | 4227 | 4143 | 4748 | 4508 | 4035 | 41941 |
| | Kadanwari | 221 | 322 | 452 | 700 | 697 | 697 | 697 | 687 | 1395 | 1246 | 1161 | 477 | 8752 |
| Sub-Total | 5395 | 5718 | 6594 | 9374 | 9686 | 8487 | 6644 | 9028 | 9518 | 10446 | 9657 | 8084 | 98630 | |
| OMV/UEP Beta | Latif | 1212 | 911 | 1218 | 916 | 918 | 924 | 927 | 1235 | 1083 | 1210 | 1462 | 1518 | 13534 |
| | Miano | 389 | 590 | 464 | 522 | 528 | 1012 | 770 | 855 | 1344 | 888 | 977 | 433 | 8772 |
| | Sub Total | 1601 | 1501 | 1682 | 1438 | 1446 | 1936 | 1697 | 2090 | 2427 | 2098 | 2439 | 1951 | 22306 |
| OMV Maurice/UEP Alpha | Mehar | 9696 | 9218 | 8444 | 8852 | 8732 | 9674 | 14088 | 8095 | 12872 | 11911 | 11627 | 10630 | 123839 |
| | Sofiya | 17023 | 18968 | 16961 | 16180 | 14687 | 13310 | 12336 | 6473 | 10827 | 9478 | 9760 | 8385 | 154390 |
| | Sub-Total | 26719 | 28187 | 25405 | 25032 | 23419 | 22985 | 26424 | 14568 | 23699 | 21389 | 21387 | 19016 | 278228 |
| Sindh Total | 832511 | 844762 | 805915 | 892442 | 902989 | 994351 | 1029605 | 908579 | 972503 | 856609 | 898305 | 827111 | 10765683 | |
| KPK | | | | | | | | | | | | | | |
| OGDCL | Chanda | 73110 | 57950 | 68830 | 66833 | 67432 | 69825 | 69220 | 60930 | 65395 | 63980 | 68340 | 66100 | 797945 |
| | Mela | 53410 | 42805 | 47090 | 50620 | 48204 | 50280 | 49230 | 35585 | 43950 | 38600 | 37664 | 52270 | 549708 |
| | Naspha | 600170 | 594691 | 570686 | 582159 | 539799 | 529658 | 567599 | 503275 | 549721 | 519582 | 527677 | 511454 | 6596471 |
| | Sub-Total | 726690 | 695446 | 686606 | 699612 | 655435 | 649763 | 686049 | 599790 | 659066 | 622162 | 633681 | 629824 | 7944124 |
| MOL | Makori | 1161 | 1722 | 1651 | 2214 | 1050 | 2178 | 1314 | 1434 | 0 | 188 | 0 | 0 | 12912 |
| | Makori Deep | 45857 | 59499 | 56970 | 54019 | 52967 | 48139 | 45684 | 29293 | 33598 | 30330 | 30610 | 28293 | 515258 |
| | Makori East | 274904 | 335636 | 314475 | 337959 | 302808 | 301227 | 330319 | 301763 | 323578 | 334591 | 351608 | 322940 | 3831808 |
| | Mamikhel | 15338 | 15453 | 14259 | 14904 | 15077 | 17584 | 17301 | 15639 | 17594 | 15440 | 15089 | 14068 | 187746 |
| | Manzalai | 11325 | 11426 | 8926 | 8842 | 8725 | 7998 | 8360 | 7635 | 8986 | 12197 | 12535 | 11923 | 118876 |
| | Maramzai | 141541 | 147183 | 129096 | 147819 | 141567 | 144001 | 144104 | 131222 | 144919 | 139817 | 146153 | 139528 | 1696951 |
| | Mardankhel | 95806 | 102934 | 118037 | 142889 | 113556 | 87439 | 138280 | 122817 | 134362 | 103654 | 135330 | 130335 | 1425437 |
| | Tolanj | 838 | 708 | 613 | 628 | 585 | 612 | 585 | 514 | 537 | 441 | 390 | 369 | 6820 |
| | Tolanj West | 691 | 673 | 527 | 652 | 639 | 686 | 679 | 599 | 641 | 562 | 518 | 460 | 7328 |
| | Sub-Total | 587461 | 675234 | 644555 | 709925 | 636973 | 609865 | 686626 | 610915 | 664215 | 637218 | 692233 | 647916 | 7803137 |
| KPK Total | 1314151 | 1370680 | 1331161 | 1409537 | 1292408 | 1259628 | 1372675 | 1210705 | 1323281 | 1259380 | 1325914 | 1277740 | 15747260 | |
| Balochistan | | | | | | | | | | | | | | |
| OGDCL | Uch | 1138 | 931 | 825 | 488 | 170 | 401 | 913 | 821 | 2166 | 1392 | 1096 | 708 | 11049 |
| | Sub-Total | 1138 | 931 | 825 | 488 | 170 | 401 | 913 | 821 | 2166 | 1392 | 1096 | 708 | 11049 |
| MPCL | Zarghun South | 133 | 149 | 131 | 149 | 147 | 163 | 148 | 171 | 215 | 201 | 174 | 134 | 1915 |
| | Sub-Total | 133 | 149 | 131 | 149 | 147 | 163 | 148 | 171 | 215 | 201 | 174 | 134 | 1915 |
| PPL | Sui | 450 | 899 | 904 | 1046 | 1378 | 1646 | 1777 | 1501 | 1524 | 857 | 557 | 339 | 12878 |
| | Sub-Total | 450 | 899 | 904 | 1046 | 1378 | 1646 | 1777 | 1501 | 1524 | 857 | 557 | 339 | 12878 |
| | Balochistan Total | 1721 | 1979 | 1860 | 1683 | 1695 | 2210 | 2838 | 2493 | 3905 | 2450 | 1827 | 1181 | 25842 |
| Grand Total | 2652217 | 2708145 | 2593001 | 2849624 | 2742689 | 2796708 | 2936310 | 2577204 | 2801027 | 2572729 | 2705860 | 2559634 | 32495148 | |

3.2 Production of Natural Gas

Unit: MMCF

| Company | Field | Jul., 2018 | Aug., 2018 | Sep., 2018 | Oct., 2018 | Nov., 2018 | Dec., 2018 | Jan., 2019 | Feb., 2019 | Mar., 2019 | Apr., 2019 | May, 2019 | Jun., 2019 | Year Total |
|---------------|-----------------|---------------|---------------|---------------|---------------|---------------|---------------|---------------|---------------|---------------|---------------|--------------|---------------|------------|
| Punjab | | | | | | | | | | | | | | |
| OGDCL | Bahu | 10.50 | 8.02 | 6.77 | 7.09 | 7.44 | 9.30 | 9.33 | 8.48 | 9.39 | 9.62 | 11.10 | 8.77 | 105.81 |
| | Bhalsyedan | 2.06 | 2.38 | 2.12 | 1.83 | 2.19 | 2.19 | 2.02 | 1.87 | 1.70 | 1.82 | 1.86 | 1.64 | 23.68 |
| | Dakhni | 702.76 | 649.57 | 589.01 | 661.94 | 578.61 | 596.63 | 536.49 | 580.95 | 617.80 | 4.50 | 648.77 | 684.49 | 6851.52 |
| | Dhodak | 101.60 | 96.80 | 93.00 | 96.80 | 93.10 | 96.40 | 96.10 | 86.90 | 52.90 | 93.20 | 96.40 | 93.20 | 1096.40 |
| | Fimkassar | 3.26 | 3.26 | 3.15 | 3.26 | 3.15 | 3.26 | 3.26 | 2.94 | 3.26 | 3.15 | 3.24 | 3.15 | 38.34 |
| | Jand | 0.00 | 0.00 | 0.00 | 0.00 | 0.00 | 0.00 | 146.10 | 166.12 | 162.28 | 0.00 | 0.00 | 0.00 | 474.50 |
| | Kal | 0.00 | 0.00 | 0.00 | 1.30 | 1.34 | 1.35 | 1.29 | 1.12 | 1.29 | 1.12 | 1.25 | 1.21 | 11.27 |
| | Missakiswal | 3.60 | 3.60 | 3.45 | 3.54 | 3.42 | 3.37 | 3.35 | 4.37 | 3.89 | 2.79 | 3.13 | 3.58 | 42.09 |
| | Nandpur/Panjpir | 247.27 | 288.27 | 253.18 | 244.37 | 221.80 | 226.71 | 225.92 | 180.82 | 186.73 | 210.68 | 229.97 | 212.74 | 2728.46 |
| | Rajin | 24.42 | 25.56 | 24.43 | 23.97 | 22.84 | 23.19 | 23.66 | 21.57 | 23.22 | 21.88 | 23.47 | 22.25 | 280.46 |
| | Sadkal | 45.54 | 49.70 | 45.77 | 48.58 | 45.91 | 45.91 | 41.69 | 39.06 | 42.39 | 42.01 | 43.42 | 42.96 | 532.94 |
| | Soghri | 209.91 | 198.38 | 171.07 | 296.47 | 283.47 | 277.80 | 173.36 | 119.20 | 189.83 | 0.00 | 179.42 | 250.80 | 2349.71 |
| | Toot | 31.47 | 31.47 | 30.45 | 31.47 | 30.45 | 31.47 | 31.47 | 28.42 | 22.87 | 35.64 | 36.83 | 35.64 | 377.65 |
| | Sub-Total | 1382.39 | 1357.01 | 1222.40 | 1420.62 | 1293.72 | 1317.58 | 1294.04 | 1241.82 | 1317.55 | 426.41 | 1278.86 | 1360.43 | 14912.83 |
| OPL | Bhangali | 0.34 | 0.35 | 0.40 | 0.32 | 0.30 | 0.38 | 0.38 | 0.24 | 0.22 | 0.19 | 0.19 | 0.26 | 3.57 |
| | Dhurnal | 12.47 | 14.43 | 13.42 | 18.19 | 19.13 | 16.12 | 15.96 | 15.30 | 14.87 | 16.13 | 18.07 | 16.79 | 190.88 |
| | Ratana | 152.32 | 146.32 | 139.63 | 135.81 | 112.27 | 117.23 | 120.36 | 107.11 | 118.24 | 107.45 | 50.34 | 1.97 | 1309.05 |
| | Sub Total | 165.13 | 161.10 | 153.45 | 154.32 | 131.70 | 133.73 | 136.70 | 122.65 | 133.33 | 123.77 | 68.60 | 19.02 | 1503.50 |
| POL | Balkassar | 1.14 | 1.13 | 1.09 | 1.02 | 1.06 | 0.99 | 0.99 | 0.90 | 0.87 | 0.78 | 0.85 | 0.97 | 11.79 |
| | Dhulian | 55.68 | 55.66 | 54.03 | 55.95 | 54.06 | 55.75 | 56.06 | 50.97 | 54.23 | 46.89 | 51.43 | 50.38 | 641.09 |
| | Meyal | 61.56 | 61.41 | 59.73 | 61.73 | 59.42 | 61.66 | 61.66 | 55.96 | 61.88 | 53.13 | 61.67 | 59.34 | 719.15 |
| | Jhandial | 203.19 | 185.00 | 204.09 | 286.43 | 264.49 | 254.55 | 257.54 | 133.93 | 167.49 | 148.57 | 185.99 | 153.74 | 2445.01 |
| | Khaur | 0.00 | 1.36 | 8.61 | 6.45 | 7.99 | 8.58 | 6.13 | 8.82 | 4.72 | 2.71 | 1.76 | 1.50 | 58.63 |
| | Pariwali | 104.82 | 106.43 | 106.41 | 111.45 | 106.57 | 109.95 | 109.97 | 99.45 | 107.45 | 86.88 | 107.51 | 106.75 | 1263.64 |
| | Pindori | 18.04 | 17.84 | 17.03 | 27.55 | 20.00 | 18.62 | 17.63 | 15.89 | 17.65 | 16.20 | 17.71 | 17.09 | 221.25 |
| | Turkwal | 1.54 | 1.55 | 1.50 | 1.53 | 1.50 | 1.54 | 1.54 | 1.33 | 1.51 | 1.50 | 1.55 | 1.49 | 18.08 |
| | Sub Total | 445.97 | 430.38 | 452.49 | 552.11 | 515.09 | 511.64 | 511.52 | 367.25 | 415.80 | 356.66 | 428.47 | 391.26 | 5378.64 |
| | PPL | Adhi | 2353.00 | 2283.00 | 1948.00 | 2261.00 | 2142.00 | 2235.00 | 2218.00 | 1954.00 | 2085.00 | 1927.00 | 1980.00 | 1949.00 |
| Sub Total | | 2353.00 | 2283.00 | 1948.00 | 2261.00 | 2142.00 | 2235.00 | 2218.00 | 1954.00 | 2085.00 | 1927.00 | 1980.00 | 1949.00 | 25335.00 |
| MPCL | Halini | 16.18 | 15.92 | 14.86 | 15.51 | 14.88 | 14.73 | 14.09 | 11.23 | 10.94 | 10.17 | 9.81 | 8.90 | 157.22 |
| | Halini Deep | 44.52 | 44.51 | 42.17 | 41.02 | 39.32 | 39.28 | 38.13 | 26.91 | 33.39 | 31.10 | 30.61 | 27.49 | 438.45 |
| | Kalabagh | 126.10 | 138.96 | 128.26 | 131.54 | 123.02 | 126.24 | 122.81 | 104.11 | 110.58 | 104.03 | 101.49 | 94.08 | 1411.22 |
| | Sub Total | 186.80 | 199.39 | 185.29 | 188.07 | 177.22 | 180.25 | 175.03 | 142.25 | 154.91 | 145.30 | 141.91 | 130.47 | 2006.89 |
| DEWAN | Rodho(Salsabil) | 225.09 | 191.77 | 246.08 | 257.23 | 246.58 | 252.11 | 244.06 | 194.84 | 216.35 | 202.79 | 190.04 | 177.07 | 2644.01 |
| | Sub Total | 225.09 | 191.77 | 246.08 | 257.23 | 246.58 | 252.11 | 244.06 | 194.84 | 216.35 | 202.79 | 190.04 | 177.07 | 2644.01 |
| Punjab Total | | 4758.38 | 4622.65 | 4207.71 | 4833.35 | 4506.31 | 4630.31 | 4579.35 | 4022.81 | 4322.94 | 3181.93 | 4087.88 | 4027.25 | 51780.87 |
| Sindh | | | | | | | | | | | | | | |
| OPPL | Zamzama | 1426.25 | 1454.74 | 1342.09 | 1329.23 | 1210.25 | 1191.60 | 1112.79 | 1001.97 | 1104.41 | 1057.81 | 1035.70 | 949.46 | 14216.30 |
| | Sub Total | 1426.25 | 1454.74 | 1342.09 | 1329.23 | 1210.25 | 1191.60 | 1112.79 | 1001.97 | 1104.41 | 1057.81 | 1035.70 | 949.46 | 14216.30 |
| UEPL | Aassu | 3.47 | 2.38 | 0.00 | 0.28 | 2.67 | 2.30 | 3.57 | 3.13 | 3.37 | 3.12 | 3.20 | 2.99 | 30.48 |
| | Alii | 93.25 | 80.32 | 72.25 | 74.69 | 68.35 | 68.62 | 66.83 | 69.10 | 59.64 | 57.01 | 60.82 | 22.81 | 793.69 |
| | Babarki | 12.85 | 14.48 | 5.32 | 0.02 | 0.00 | 0.00 | 0.00 | 0.00 | 0.00 | 0.00 | 0.00 | 0.00 | 32.67 |
| | Bari | 32.79 | 32.55 | 24.79 | 23.92 | 32.02 | 41.55 | 43.78 | 45.69 | 46.35 | 39.00 | 37.68 | 20.65 | 420.77 |
| | Bhatti/Nakurji | 7.53 | 13.51 | 1.62 | 0.99 | 0.95 | 1.56 | 0.23 | 15.78 | 1.12 | 12.11 | 3.42 | 1.97 | 60.79 |
| | Bago | 0.00 | 0.00 | 0.00 | 0.00 | 0.00 | 0.47 | 0.10 | 0.00 | 0.00 | 0.00 | 0.00 | 0.00 | 0.57 |
| | Bijoro | 2.05 | 1.42 | 1.76 | 1.98 | 1.51 | 1.85 | 1.74 | 1.64 | 1.85 | 1.77 | 1.90 | 1.78 | 21.25 |
| | Bukhari Deep | 77.53 | 82.13 | 94.48 | 77.97 | 71.64 | 79.18 | 73.26 | 68.07 | 78.20 | 63.85 | 60.54 | 54.17 | 881.02 |
| | Bukhari North | 0.00 | 0.00 | 0.00 | 400.23 | 271.61 | 163.00 | 122.03 | 2.99 | 0.03 | 0.070 | 0.14 | 0.00 | 960.10 |

Contd.

3.2 Production of Natural Gas

Unit: MMCF

| Company | Field | Jul., 2018 | Aug., 2018 | Sep., 2018 | Oct., 2018 | Nov., 2018 | Dec., 2018 | Jan., 2019 | Feb., 2019 | Mar., 2019 | Apr., 2019 | May, 2019 | Jun., 2019 | Year Total |
|---------|-------------------|---------------|---------------|---------------|---------------|---------------|---------------|---------------|---------------|---------------|---------------|--------------|---------------|------------|
| | Beudero | 0.00 | 0.00 | 0.00 | 0.00 | 0.00 | 0.00 | 0.00 | 0.00 | 0.00 | 0.00 | 440.28 | 434.37 | 874.65 |
| | Chaman | 17.16 | 9.29 | 7.70 | 8.65 | 7.92 | 7.92 | 7.02 | 7.33 | 6.90 | 5.65 | 5.01 | 4.58 | 95.13 |
| | Dabhi North | 1.10 | 1.80 | 1.05 | 0.02 | 0.00 | 0.00 | 0.00 | 0.00 | 0.00 | 0.00 | 2.26 | 2.38 | 8.61 |
| | Dabhi South | 2.98 | 5.89 | 3.33 | 7.43 | 5.14 | 0.92 | 2.38 | 4.22 | 6.25 | 3.28 | 6.78 | 5.73 | 54.33 |
| | Fateh Shah North | 0.00 | 0.00 | 0.00 | 0.00 | 0.00 | 0.00 | 0.00 | 0.00 | 0.00 | 5.20 | 1.77 | 0.00 | 6.97 |
| | Gharo | 0.13 | 0.23 | 0.19 | 0.60 | 0.31 | 0.00 | 0.24 | 0.33 | 0.28 | 0.36 | 0.37 | 0.36 | 3.40 |
| | Ghungro | 0.41 | 0.26 | 0.27 | 0.07 | 0.16 | 0.21 | 3.24 | 3.05 | 3.24 | 2.11 | 2.44 | 3.00 | 18.46 |
| | Golarchi | 1.60 | 7.50 | 0.83 | 1.62 | 3.83 | 4.71 | 3.15 | 0.00 | 3.04 | 1.08 | 2.31 | 1.98 | 31.65 |
| | Gomani | 0.00 | 0.00 | 0.00 | 42.17 | 121.70 | 93.03 | 0.01 | 0.00 | 2.25 | 0.00 | 0.00 | 0.00 | 259.16 |
| | Gulsher | -- | -- | 0.28 | 1.34 | 3.39 | 5.45 | 4.63 | 4.63 | 4.44 | 2.89 | 3.50 | 1.38 | 31.93 |
| | Guni | 32.91 | 10.20 | 7.11 | 4.66 | 3.26 | 0.13 | 0.01 | 0.11 | 0.04 | 0.19 | 0.00 | 0.00 | 58.62 |
| | Haider Deep | 2.47 | 0.00 | 0.00 | 0.00 | 1.40 | 0.00 | 1.22 | 3.88 | 3.08 | 2.28 | 1.53 | 0.59 | 16.45 |
| | Hakro | 0.00 | 8.12 | 0.00 | 0.00 | 0.00 | 0.00 | 0.00 | 0.00 | 0.00 | 0.00 | 0.00 | 0.00 | 8.12 |
| | Halipota | 27.05 | 17.02 | 7.43 | 11.71 | 36.57 | 19.61 | 19.63 | 13.91 | 14.06 | 12.88 | 23.18 | 17.55 | 220.60 |
| | Hayat | 17.62 | 465.02 | 179.59 | 113.41 | 214.75 | 162.06 | 114.93 | 105.75 | 87.20 | 52.10 | 39.10 | 25.16 | 1576.69 |
| | Jabo | 2.69 | 2.72 | 2.64 | 2.79 | 2.67 | 2.61 | 2.18 | 1.67 | 2.32 | 1.69 | 1.80 | 2.44 | 28.22 |
| | Jagir | 0.12 | 0.00 | 0.00 | 0.00 | 0.00 | 0.41 | 0.87 | 0.37 | 0.83 | 0.49 | 0.23 | 0.14 | 3.46 |
| | Jan | 0.21 | 0.28 | 0.35 | 0.24 | 0.24 | 0.22 | 0.21 | 0.18 | 0.22 | 0.21 | 0.24 | 0.23 | 2.83 |
| | Kamal North | 0.00 | 0.00 | 0.00 | 0.00 | 0.00 | 0.00 | 29.41 | 19.46 | 19.50 | 25.01 | 24.38 | 24.85 | 142.61 |
| | Kamal North -1 | 16.54 | 23.67 | 22.81 | 21.64 | 22.49 | 19.38 | 0.00 | 0.00 | 0.00 | 0.00 | 0.00 | 0.00 | 126.53 |
| | Kato | 5.30 | 5.05 | 4.66 | 5.00 | 4.40 | 4.38 | 4.14 | 4.42 | 4.24 | 3.68 | 4.32 | 4.30 | 53.90 |
| | Kausar | 41.67 | 42.44 | 43.11 | 46.90 | 42.48 | 44.14 | 50.24 | 40.59 | 40.18 | 46.92 | 46.94 | 42.57 | 528.17 |
| | Khaskheli | 17.48 | 18.78 | 18.46 | 18.28 | 15.60 | 17.50 | 17.66 | 15.46 | 17.51 | 16.83 | 16.79 | 15.18 | 205.53 |
| | Khaskheli Down Tl | 0.79 | 0.70 | 0.59 | 0.59 | 0.58 | 0.64 | 0.63 | 0.55 | 0.59 | 0.78 | 0.99 | 0.78 | 8.21 |
| | Khorewah | 90.22 | 63.28 | 57.49 | 62.35 | 59.08 | 59.48 | 58.00 | 45.70 | 56.62 | 46.63 | 43.04 | 39.60 | 681.48 |
| | Khorewah Deep | 2.50 | 2.31 | 1.88 | 2.11 | 2.75 | 3.94 | 4.15 | 1.45 | 1.76 | 1.74 | 0.00 | 0.00 | 24.59 |
| | Korai | 74.20 | 35.77 | 55.28 | 46.66 | 45.12 | 36.73 | 25.91 | 29.04 | 14.66 | 0.00 | 0.00 | 0.19 | 363.56 |
| | Kumbh | 4.03 | 3.99 | 3.90 | 3.59 | 1.44 | 2.60 | 3.99 | 3.49 | 4.53 | 3.21 | 4.97 | 2.89 | 42.63 |
| | Laghari | 1.95 | 1.64 | 0.00 | 0.00 | 0.00 | 0.00 | 0.00 | 0.00 | 0.00 | 1.48 | 0.45 | 0.00 | 5.52 |
| | Lodano | 5.12 | 5.63 | 5.26 | 5.67 | 5.18 | 5.61 | 4.79 | 2.92 | 5.65 | 5.37 | 5.81 | 5.10 | 62.11 |
| | Lodano Deep | 6.82 | 6.61 | 5.97 | 6.63 | 5.68 | 6.51 | 4.27 | 1.16 | 6.59 | 5.80 | 6.22 | 5.53 | 67.78 |
| | Mazari | 27.43 | 27.80 | 18.39 | 15.28 | 32.79 | 37.73 | 48.92 | 24.84 | 19.79 | 24.17 | 34.54 | 25.06 | 336.75 |
| | Meyun Ismail Deep | 18.71 | 15.19 | 14.95 | 13.36 | 10.20 | 11.87 | 4.14 | 0.00 | 8.39 | 15.56 | 10.62 | 8.83 | 131.82 |
| | Missri | 0.22 | 0.24 | 0.26 | 0.03 | 0.00 | 0.00 | 0.00 | 0.00 | 0.00 | 0.00 | 0.00 | 0.00 | 0.75 |
| | Mohano | 0.76 | 4.65 | 16.18 | 13.55 | 0.00 | 0.00 | 0.00 | 0.00 | 0.00 | 0.00 | 0.00 | 0.09 | 35.23 |
| | Mohri | 5.67 | 5.87 | 0.00 | 0.38 | 0.93 | 3.27 | 1.31 | 0.61 | 0.00 | 0.00 | 0.00 | 0.00 | 18.05 |
| | Moroja | 0.00 | 0.00 | 0.00 | 31.89 | 424.14 | 502.29 | 377.44 | 294.65 | 252.09 | 248.03 | 204.32 | 152.92 | 2487.77 |
| | Muban | 2.91 | 2.73 | 2.78 | 2.80 | 2.59 | 2.70 | 2.65 | 2.49 | 3.83 | 3.26 | 3.19 | 2.76 | 34.69 |
| | Matli | 0.00 | 0.00 | 0.00 | 0.00 | 0.00 | 1.04 | 7.15 | 1.92 | 6.98 | 0.34 | 2.59 | 0.06 | 20.08 |
| | Makhdumpur | 0.00 | 0.00 | 0.00 | 0.00 | 0.00 | 11.84 | 146.28 | 126.28 | 137.01 | 116.78 | 106.16 | 113.74 | 758.09 |
| | Makhdumpur Deep | 0.00 | 0.00 | 0.00 | 0.00 | 0.00 | 0.00 | 0.00 | 0.00 | 0.00 | 8.03 | 1.04 | 1.03 | 10.10 |
| | Murid | 1.12 | 1.06 | 0.98 | 0.63 | 0.17 | 0.15 | 2.02 | 1.63 | 1.75 | 2.53 | 2.27 | 1.37 | 15.68 |
| | Naimat Basal | 47.47 | 45.37 | 41.92 | 43.11 | 41.01 | 55.14 | 41.89 | 37.46 | 42.28 | 39.62 | 55.82 | 51.81 | 542.90 |
| | Naimat Basal 2X | 8.05 | 6.97 | 6.10 | 6.25 | 5.79 | 1.78 | 0.00 | 0.00 | 0.64 | 0.00 | 7.66 | 17.70 | 60.94 |
| | Naimat West | 3196.77 | 3422.70 | 3277.73 | 3356.53 | 3294.67 | 3652.86 | 3687.97 | 3259.95 | 3354.79 | 2764.82 | 3185.27 | 3340.91 | 39794.97 |
| | Nurpur Deep | 0.00 | 0.00 | 0.00 | 0.00 | 0.00 | 0.98 | 1.80 | 0.02 | 0.00 | 0.78 | 0.00 | 0.00 | 3.58 |
| | North Akri | 0.25 | 0.20 | 0.13 | 0.26 | 0.26 | 0.28 | 0.27 | 0.26 | 0.28 | 0.26 | 0.27 | 0.26 | 2.98 |
| | Paniro | 2.27 | 2.45 | 1.67 | 1.58 | 1.54 | 1.77 | 2.33 | 2.18 | 1.54 | 1.54 | 1.91 | 2.09 | 22.87 |
| | Piara Deep | 5.38 | 5.39 | 4.72 | 5.08 | 4.37 | 4.42 | 4.10 | 4.44 | 4.31 | 3.62 | 3.83 | 3.75 | 53.40 |

Contd.

3.2 Production of Natural Gas

Unit: MMCF

| Company | Field | Jul., 2018 | Aug., 2018 | Sep., 2018 | Oct., 2018 | Nov., 2018 | Dec., 2018 | Jan., 2019 | Feb., 2019 | Mar., 2019 | Apr., 2019 | May, 2019 | Jun., 2019 | Year Total |
|---------|--------------------|---------------|---------------|---------------|---------------|---------------|---------------|---------------|---------------|---------------|---------------|--------------|---------------|------------|
| | Piara Deep Basal | 40.14 | 41.15 | 37.11 | 38.97 | 34.26 | 33.09 | 32.35 | 27.54 | 29.61 | 22.65 | 19.08 | 17.65 | 373.60 |
| | Qasim Deep | 23.42 | 23.85 | 24.23 | 26.36 | 12.59 | 12.76 | 14.52 | 11.73 | 6.87 | 0.00 | 0.00 | 0.00 | 156.33 |
| | Rahim 1X | 17.78 | 15.97 | 15.14 | 258.64 | 415.69 | 380.78 | 363.56 | 306.65 | 260.70 | 222.43 | 268.09 | 103.62 | 2629.05 |
| | Rahim 2X | 2.45 | 2.66 | 2.52 | 2.35 | 1.65 | 0.00 | 0.00 | 0.00 | 0.00 | 0.00 | 0.00 | 0.00 | 11.63 |
| | Rahim North | 3.99 | 3.98 | 3.95 | 2.93 | 4.36 | 4.29 | 3.84 | 1.59 | 2.03 | 0.08 | 3.08 | 2.83 | 36.95 |
| | Rajani | 5030.46 | 4545.29 | 4279.13 | 4728.65 | 4665.53 | 4771.54 | 4322.62 | 3816.70 | 3918.76 | 3996.03 | 4065.08 | 3899.27 | 52039.06 |
| | Rawat | 5.70 | 4.96 | 4.31 | 4.61 | 2.59 | 4.36 | 0.55 | 0.00 | 0.00 | 0.00 | 0.00 | 0.00 | 27.08 |
| | Rawal | 0.00 | 0.00 | 0.00 | 0.00 | 0.00 | 0.00 | 0.00 | 0.00 | 14.36 | 140.64 | 66.72 | 10.37 | 232.09 |
| | Rawat North | 5.55 | 5.07 | 5.21 | 4.85 | 4.33 | 0.47 | 0.00 | 0.00 | 0.00 | 0.00 | 0.00 | 0.00 | 25.48 |
| | Ramdiani | 0.00 | 0.00 | 0.00 | 0.00 | 0.00 | 0.00 | 0.00 | 0.00 | 0.00 | 0.00 | 52.87 | 104.59 | 157.46 |
| | Roshnai | 541.15 | 279.93 | 153.22 | 201.30 | 101.66 | 1.28 | 3.49 | 45.33 | 111.73 | 9.23 | 0.05 | 0.12 | 1448.49 |
| | Sahu | -- | -- | 0.04 | 0.11 | 0.00 | 0.00 | 0.00 | 0.00 | 0.00 | 0.42 | 0.21 | 0.00 | 0.78 |
| | Sajan | 183.07 | 237.88 | 227.40 | 194.21 | 185.05 | 167.37 | 169.04 | 26.49 | 0.00 | 0.00 | 0.00 | 0.00 | 1390.51 |
| | Sakhi | 6.70 | 8.22 | 9.34 | 3.84 | 4.33 | 5.17 | 5.80 | 5.10 | 6.44 | 7.49 | 8.46 | 6.64 | 77.53 |
| | Sakhi Deep | 22.27 | 17.56 | 20.32 | 15.10 | 14.64 | 19.84 | 22.45 | 20.01 | 20.61 | 15.76 | 15.66 | 15.25 | 219.47 |
| | Salamat | 995.10 | 914.21 | 959.45 | 973.48 | 944.32 | 100.15 | 905.26 | 822.13 | 894.27 | 850.56 | 795.81 | 774.96 | 9929.70 |
| | Saleh | 22.74 | 22.33 | 20.95 | 20.09 | 22.89 | 23.90 | 22.77 | 11.49 | 18.66 | 14.88 | 12.73 | 13.15 | 226.58 |
| | Sheikhano | 3.57 | 3.10 | 3.01 | 3.63 | 3.26 | 2.56 | 3.49 | 3.07 | 3.54 | 3.42 | 3.46 | 3.22 | 39.33 |
| | Sohrab Deep | 542.97 | 552.52 | 608.58 | 926.64 | 779.41 | 682.01 | 526.95 | 448.47 | 416.40 | 449.94 | 479.37 | 460.39 | 6873.65 |
| | Sonro | 13.22 | 12.15 | 2.03 | 3.54 | 5.39 | 12.15 | 11.06 | 19.60 | 15.07 | 20.73 | 17.69 | 18.31 | 150.94 |
| | South Buzdar | 6.15 | 3.10 | 6.09 | 5.49 | 6.55 | 4.63 | 0.00 | 10.02 | 0.00 | 0.00 | 0.00 | 0.00 | 42.03 |
| | South Buzdar Dee | 70.71 | 34.89 | 22.94 | 14.68 | 17.35 | 12.30 | 0.00 | 12.71 | 33.51 | 30.70 | 34.76 | 44.29 | 328.84 |
| | South Mazari | 1.45 | 2.45 | 2.75 | 2.65 | 4.33 | 2.70 | 1.90 | 1.20 | 1.90 | 2.35 | 3.39 | 2.51 | 29.58 |
| | South Mazari Deep | 9.85 | 22.86 | 16.66 | 13.56 | 20.72 | 12.86 | 10.10 | 6.33 | 8.06 | 7.12 | 10.60 | 9.92 | 148.64 |
| | Sukhi | 68.65 | 31.28 | 0.00 | 0.00 | 0.00 | 0.00 | 0.00 | 0.00 | 0.00 | 0.00 | 0.00 | 0.00 | 99.93 |
| | Sukhi South | 0.00 | 0.00 | 0.00 | 0.00 | 0.00 | 11.58 | 12.44 | 5.87 | 3.82 | 2.14 | 2.06 | 1.59 | 39.50 |
| | Sumar Deep | 87.11 | 82.30 | 67.08 | 63.55 | 59.82 | 97.18 | 72.30 | 77.06 | 79.76 | 17.30 | 51.47 | 70.21 | 825.14 |
| | Sutiari Deep | 3055.21 | 3856.85 | 3859.76 | 4041.99 | 3926.45 | 4121.21 | 4565.86 | 4233.19 | 4442.34 | 4105.52 | 4088.51 | 3638.66 | 47935.55 |
| | Tando Ghulam Ali | 17.05 | 18.39 | 17.34 | 6.88 | 0.00 | 0.00 | 0.00 | 4.25 | 43.10 | 24.53 | 23.99 | 22.36 | 177.89 |
| | Tangri | 1.84 | 1.58 | 1.89 | 1.61 | 1.67 | 1.75 | 2.01 | 1.69 | 1.65 | 1.18 | 1.26 | 0.78 | 18.91 |
| | Tangri Deep | 7.21 | 7.29 | 6.15 | 4.27 | 3.89 | 4.78 | 6.42 | 4.65 | 10.22 | 4.18 | 6.54 | 5.31 | 70.91 |
| | Tharo | 55.28 | 53.96 | 49.02 | 51.72 | 46.22 | 45.74 | 45.12 | 42.34 | 44.00 | 36.81 | 32.45 | 32.09 | 534.75 |
| | Tharo West | 6.49 | 3.39 | 3.65 | 3.94 | 3.61 | 3.58 | 3.51 | 3.29 | 3.21 | 2.89 | 3.57 | 3.56 | 44.69 |
| | Thebo | 22.23 | 25.22 | 24.10 | 20.33 | 25.05 | 24.66 | 24.53 | 21.84 | 22.69 | 21.70 | 20.67 | 16.45 | 269.47 |
| | Turk | 46.59 | 45.84 | 42.28 | 48.40 | 36.93 | 51.09 | 45.54 | 35.27 | 34.49 | 34.58 | 35.66 | 35.04 | 491.71 |
| | Turk Deep | 91.60 | 89.66 | 93.41 | 91.89 | 85.44 | 89.17 | 92.47 | 70.54 | 67.77 | 65.73 | 67.84 | 66.55 | 972.07 |
| | Umer | 3.66 | 6.17 | 9.10 | 15.02 | 8.76 | 8.99 | 8.49 | 7.70 | 11.42 | 8.04 | 8.04 | 7.57 | 102.96 |
| | Warar | 0.00 | 13.72 | 9.53 | 2.74 | 2.04 | 4.45 | 3.80 | 2.43 | 2.84 | 4.63 | 4.18 | 4.91 | 55.27 |
| | Zaur | 10.30 | 9.94 | 9.61 | 10.31 | 9.03 | 9.01 | 8.39 | 5.62 | 8.54 | 7.37 | 9.02 | 9.03 | 106.17 |
| | Zaur Deep | 4.70 | 3.64 | 3.48 | 3.83 | 3.59 | 3.76 | 3.54 | 6.24 | 3.66 | 3.13 | 3.62 | 3.52 | 46.71 |
| | Sub Total | 14945.91 | 15508.97 | 14636.99 | 16297.10 | 16336.71 | 15876.00 | 16316.88 | 14390.94 | 14872.25 | 13788.29 | 14687.89 | 13872.35 | 181530.28 |
| OGDCL | Bobi | 173.60 | 173.60 | 165.85 | 184.54 | 189.40 | 192.20 | 185.25 | 167.00 | 182.70 | 174.00 | 172.42 | 152.40 | 2112.96 |
| | Bitrism | 0.00 | 0.00 | 0.00 | 0.00 | 0.00 | 0.00 | 0.00 | 0.00 | 0.00 | 0.00 | 74.58 | 148.81 | 223.39 |
| | Chak 2 | 613.57 | 616.21 | 591.67 | 612.51 | 533.25 | 532.88 | 530.78 | 486.70 | 535.11 | 259.00 | 486.84 | 448.95 | 6247.47 |
| | Chak 63 | 7.03 | 0.00 | 0.00 | 0.00 | 0.00 | 0.00 | 0.00 | 0.00 | 0.00 | 0.00 | 0.00 | 0.00 | 7.03 |
| | Chak 63 South East | 72.18 | 72.60 | 76.05 | 82.28 | 74.60 | 72.23 | 66.94 | 59.80 | 65.77 | 32.94 | 61.97 | 63.62 | 800.98 |
| | Chak 7A | 13.93 | 13.68 | 12.75 | 12.58 | 11.45 | 11.56 | 10.81 | 9.70 | 9.12 | 0.82 | 0.00 | 0.00 | 106.40 |
| | Chandio | 17.36 | 14.67 | 10.48 | 12.40 | 10.87 | 9.28 | 1.70 | 0.00 | 0.00 | 0.00 | 0.00 | 0.00 | 76.76 |
| | Chutto | 309.31 | 300.58 | 233.09 | 216.78 | 210.09 | 215.80 | 218.60 | 192.50 | 220.01 | 233.58 | 242.61 | 224.25 | 2817.20 |

Contd.

3.2 Production of Natural Gas

Unit: MMCF

| Company | Field | Jul., 2018 | Aug., 2018 | Sep., 2018 | Oct., 2018 | Nov., 2018 | Dec., 2018 | Jan., 2019 | Feb., 2019 | Mar., 2019 | Apr., 2019 | May, 2019 | Jun., 2019 | Year Total |
|--------------|------------------|---------------|---------------|---------------|---------------|---------------|---------------|---------------|---------------|---------------|---------------|--------------|---------------|------------|
| | Dachrapur | 112.78 | 108.09 | 94.98 | 90.59 | 60.35 | 73.67 | 75.19 | 70.82 | 74.54 | 76.15 | 78.12 | 84.78 | 1000.06 |
| | Dars | 191.35 | 181.63 | 171.15 | 165.79 | 132.68 | 87.84 | 151.98 | 139.82 | 154.12 | 143.80 | 140.90 | 133.82 | 1794.88 |
| | Dars Deep | 223.75 | 218.42 | 203.97 | 207.29 | 181.10 | 189.00 | 188.39 | 161.77 | 179.47 | 173.11 | 167.41 | 156.30 | 2249.98 |
| | Dars West | 269.70 | 283.62 | 275.00 | 275.69 | 221.33 | 171.01 | 270.18 | 245.93 | 271.23 | 259.49 | 262.14 | 255.16 | 3060.48 |
| | Hakeem Daho | 260.78 | 262.31 | 257.94 | 267.57 | 288.86 | 313.49 | 299.71 | 269.19 | 295.95 | 151.00 | 278.62 | 254.53 | 3199.95 |
| | Hundi/Sari | 19.00 | 53.14 | 54.67 | 30.57 | 46.82 | 49.81 | 44.09 | 31.55 | 39.82 | 27.94 | 38.28 | 41.82 | 477.51 |
| | Jakhro | 41.81 | 40.29 | 40.28 | 37.95 | 37.26 | 46.33 | 40.33 | 34.27 | 40.00 | 17.42 | 46.24 | 42.43 | 464.61 |
| | Kunnar | 229.40 | 227.57 | 222.00 | 248.62 | 247.96 | 271.07 | 270.82 | 241.91 | 268.15 | 259.50 | 268.24 | 258.96 | 3014.20 |
| | Kunnar Pasakhi D | 3987.80 | 4078.17 | 3959.76 | 4180.76 | 3904.34 | 4205.51 | 4538.15 | 4039.18 | 4385.45 | 4176.32 | 4308.06 | 4146.14 | 49909.64 |
| | Kunnar South | 416.73 | 400.78 | 391.42 | 397.81 | 386.93 | 406.61 | 400.72 | 355.89 | 391.37 | 370.76 | 382.75 | 363.94 | 4665.71 |
| | Kunnar West | 287.87 | 297.59 | 298.50 | 290.94 | 272.64 | 284.95 | 285.65 | 254.20 | 273.61 | 256.69 | 267.60 | 252.18 | 3322.42 |
| | Lala Jamali | 260.10 | 261.63 | 241.51 | 255.11 | 255.94 | 264.32 | 253.37 | 228.40 | 251.12 | 126.32 | 234.61 | 269.51 | 2901.94 |
| | Maru Reti | 382.06 | 376.33 | 357.17 | 365.45 | 346.39 | 359.32 | 334.93 | 291.59 | 320.59 | 255.68 | 285.37 | 375.69 | 4050.57 |
| | Moolan | 51.05 | 0.00 | 0.00 | 0.00 | 0.00 | 0.00 | 0.00 | 0.00 | 0.00 | 0.00 | 0.00 | 0.00 | 51.05 |
| | Nim | --- | --- | --- | 15.85 | 20.34 | 32.79 | 31.39 | 26.70 | 22.55 | 15.80 | 4.89 | 0.00 | 170.31 |
| | Noorai Jagir | 31.29 | 31.14 | 29.26 | 16.16 | 0.00 | 0.00 | 0.00 | 0.00 | 0.00 | 0.00 | 0.00 | 0.00 | 107.85 |
| | Nur Baghla | 133.21 | 188.15 | 188.50 | 196.00 | 178.00 | 176.85 | 172.41 | 155.70 | 167.05 | 130.40 | 131.40 | 128.00 | 1945.67 |
| | Pasaki | 20.62 | 20.62 | 19.95 | 20.62 | 19.95 | 20.62 | 20.62 | 18.62 | 20.62 | 19.95 | 20.62 | 19.95 | 242.76 |
| | Pasaki East | 275.30 | 265.98 | 256.40 | 261.63 | 250.80 | 257.45 | 252.87 | 223.28 | 243.75 | 228.70 | 233.14 | 220.44 | 2969.74 |
| | Qadirpur | 9084.38 | 7838.69 | 8243.28 | 8959.45 | 8487.72 | 8710.50 | 8542.21 | 7604.16 | 8280.59 | 7859.00 | 7892.05 | 7581.28 | 99083.31 |
| | Resham | 17.67 | 16.27 | 13.96 | 14.26 | 13.80 | 12.28 | 7.78 | 3.89 | 4.65 | 1.95 | 1.70 | 2.58 | 110.79 |
| | Shah | 342.90 | 337.96 | 325.43 | 330.10 | 317.67 | 325.67 | 321.53 | 287.20 | 315.39 | 299.30 | 271.81 | 259.31 | 3734.27 |
| | Tando Allah Yar | 259.25 | 279.93 | 280.40 | 286.56 | 246.64 | 227.88 | 318.72 | 246.30 | 254.49 | 251.56 | 263.92 | 253.92 | 3169.57 |
| | Thal West | 0.00 | 0.00 | 0.00 | 0.00 | 0.00 | 0.00 | 0.00 | 0.00 | 0.00 | 0.00 | 0.00 | 48.33 | 48.33 |
| | Thora Deep | 226.13 | 220.95 | 209.20 | 186.24 | 168.93 | 160.64 | 140.10 | 112.36 | 116.01 | 102.00 | 99.19 | 80.85 | 1822.60 |
| | Unar | 247.51 | 198.54 | 183.84 | 183.92 | 188.01 | 178.48 | 205.50 | 184.16 | 204.72 | 209.92 | 288.46 | 275.91 | 2548.97 |
| | Sub Total | 18579.42 | 17379.14 | 17408.46 | 18406.02 | 17304.12 | 17860.04 | 18180.72 | 16142.59 | 17587.95 | 16113.10 | 17003.94 | 16543.86 | 208509.36 |
| PPL | Adam | 127.00 | 125.00 | 117.00 | 129.00 | 110.00 | 107.00 | 131.00 | 170.00 | 130.00 | 169.00 | 194.00 | 197.00 | 1706.00 |
| | Adam West | 448.00 | 460.00 | 385.00 | 454.00 | 447.00 | 450.00 | 266.00 | 361.00 | 423.00 | 403.00 | 400.00 | 383.00 | 4880.00 |
| | Chachar | 77.00 | 74.00 | 78.00 | 75.00 | 75.00 | 83.00 | 83.00 | 71.00 | 84.00 | 71.00 | 75.00 | 71.00 | 917.00 |
| | Kabir | 42.00 | 41.00 | 40.00 | 47.00 | 41.00 | 43.00 | 49.00 | 45.00 | 50.00 | 49.00 | 50.00 | 48.00 | 545.00 |
| | Kinza | 0.00 | 0.00 | 0.00 | 0.00 | 0.00 | 0.00 | 0.00 | 0.00 | 0.00 | 0.00 | 6.00 | 4.00 | 10.00 |
| | Kandhkot | 6798.00 | 6771.00 | 6765.00 | 6272.00 | 5727.00 | 5386.00 | 6021.00 | 5889.00 | 6451.00 | 6343.00 | 6958.00 | 6203.00 | 75584.00 |
| | Mazrani | 132.00 | 128.00 | 127.00 | 123.00 | 120.00 | 125.00 | 121.00 | 110.00 | 117.00 | 113.00 | 107.00 | 112.00 | 1435.00 |
| | Shahdad | 329.00 | 329.00 | 313.00 | 350.00 | 371.00 | 337.00 | 513.00 | 546.00 | 618.00 | 602.00 | 617.00 | 1721.00 | 6646.00 |
| | Sharf | 1520.00 | 1517.00 | 1403.00 | 1659.00 | 1676.00 | 1633.00 | 1929.00 | 1798.00 | 2082.00 | 2038.00 | 2101.00 | 599.00 | 19955.00 |
| | Sub Total | 9473.00 | 9445.00 | 9228.00 | 9109.00 | 8567.00 | 8164.00 | 9113.00 | 8990.00 | 9955.00 | 9788.00 | 10508.00 | 9338.00 | 111678.00 |
| MPCL | Aqeeq | 89.64 | 87.75 | 81.12 | 80.63 | 75.92 | 76.90 | 76.56 | 67.13 | 70.89 | 62.56 | 67.90 | 65.54 | 902.54 |
| | Koonj-1A | 18.87 | 18.08 | 15.21 | 19.31 | 15.72 | 18.29 | 16.65 | 15.01 | 13.46 | 12.55 | 12.17 | 11.85 | 187.17 |
| | Mari | 21056.27 | 21729.32 | 20847.82 | 21774.65 | 20909.23 | 21011.66 | 20165.05 | 17940.35 | 19458.46 | 19171.17 | 20556.29 | 21047.38 | 245667.65 |
| | Sujawal | 75.06 | 60.70 | 54.14 | 53.24 | 53.95 | 51.26 | 42.53 | 32.48 | 31.66 | 0.24 | 83.77 | 95.55 | 634.58 |
| | Sujjal | 471.37 | 466.99 | 448.57 | 450.69 | 433.21 | 445.42 | 439.94 | 395.34 | 430.19 | 414.06 | 415.03 | 394.55 | 5205.36 |
| | Sub Total | 21711.21 | 22362.84 | 21446.86 | 22378.52 | 21488.03 | 21603.53 | 20740.73 | 18450.31 | 20004.66 | 19660.58 | 21135.16 | 21614.87 | 252597.30 |
| Eni (Pak) | Bhit | 3351.94 | 3228.97 | 3066.35 | 3008.19 | 2900.98 | 2999.75 | 2936.95 | 2614.05 | 2835.66 | 2475.17 | 2464.80 | 2353.55 | 34236.36 |
| | Badhra | 2143.10 | 2073.13 | 2001.37 | 2014.33 | 1894.67 | 1916.86 | 1857.91 | 2379.78 | 2664.15 | 2383.95 | 2462.99 | 2345.08 | 26137.32 |
| | Kadanwari | 1141.88 | 1165.63 | 1751.88 | 1903.17 | 2091.42 | 2106.10 | 2095.07 | 1744.30 | 1871.85 | 2625.50 | 2352.40 | 2006.74 | 22855.94 |
| | Sub Total | 6636.92 | 6467.73 | 6819.60 | 6925.69 | 6887.07 | 7022.71 | 6889.93 | 6738.13 | 7371.66 | 7484.62 | 7280.19 | 6705.37 | 83229.62 |
| OMV/UEP Beta | Miano | 1217.00 | 1204.00 | 1158.00 | 971.00 | 1104.00 | 1308.00 | 1423.00 | 1407.00 | 1600.96 | 1445.00 | 1483.74 | 1322.00 | 15643.70 |
| | Latif | 995.00 | 1053.00 | 984.00 | 1002.00 | 996.00 | 946.00 | 982.00 | 914.00 | 972.46 | 1230.00 | 1658.39 | 1615.00 | 13347.85 |

Contd.

3.2 Production of Natural Gas

Unit: MMCF

| Company | Field | Jul., 2018 | Aug., 2018 | Sep., 2018 | Oct., 2018 | Nov., 2018 | Dec., 2018 | Jan., 2019 | Feb., 2019 | Mar., 2019 | Apr., 2019 | May, 2019 | Jun., 2019 | Year Total |
|-----------------------|-------------------|---------------|---------------|---------------|---------------|---------------|---------------|---------------|---------------|---------------|---------------|--------------|---------------|------------|
| OMV Maurice/UEP Alpha | Sawan | 1493.00 | 1486.00 | 1405.00 | 1423.00 | 1304.00 | 1305.00 | 1271.00 | 1123.00 | 1223.89 | 1220.00 | 1147.68 | 1105.00 | 15506.57 |
| | Tajjal | 48.00 | 46.00 | 39.00 | 37.00 | 35.00 | 36.00 | 32.00 | 27.00 | 29.51 | 27.00 | 23.09 | 18.00 | 397.60 |
| | Sub Total | 3753.00 | 3789.00 | 3586.00 | 3433.00 | 3439.00 | 3595.00 | 3708.00 | 3471.00 | 3826.82 | 3922.00 | 4312.90 | 4060.00 | 44895.72 |
| | Mehar | 225.23 | 230.72 | 220.37 | 233.18 | 229.14 | 239.75 | 297.91 | 256.44 | 281.52 | 267.71 | 264.62 | 251.33 | 2997.92 |
| | Mitha | 0.00 | 0.00 | 0.00 | 0.00 | 0.00 | 270.68 | 314.84 | 291.90 | 326.48 | 324.49 | 303.11 | 304.96 | 2136.46 |
| | Sofiya | 276.85 | 326.11 | 297.17 | 291.42 | 268.93 | 245.46 | 225.43 | 196.37 | 210.88 | 200.85 | 225.72 | 210.45 | 2975.64 |
| PEL | Sub Total | 502.08 | 556.83 | 517.54 | 524.60 | 498.07 | 755.89 | 838.18 | 744.71 | 818.88 | 793.05 | 793.45 | 766.74 | 8110.02 |
| | Badar | 475.00 | 433.12 | 537.23 | 538.92 | 524.32 | 564.78 | 560.36 | 493.32 | 543.16 | 540.89 | 541.61 | 526.19 | 6278.90 |
| | Block-22 | 254.73 | 253.04 | 210.84 | 243.81 | 209.55 | 221.24 | 216.33 | 178.10 | 161.90 | 182.49 | 187.64 | 165.65 | 2485.32 |
| POGC | Sub Total | 729.73 | 686.16 | 748.07 | 782.73 | 733.87 | 786.02 | 776.69 | 671.42 | 705.06 | 723.38 | 729.25 | 691.84 | 8764.22 |
| | Rehman | 628.73 | 632.91 | 611.07 | 538.41 | 522.72 | 525.32 | 491.83 | 353.91 | 445.10 | 424.70 | 442.69 | 420.04 | 6037.43 |
| | Rizq | 468.96 | 486.92 | 468.19 | 451.32 | 467.96 | 462.47 | 451.73 | 401.89 | 479.18 | 476.69 | 490.40 | 469.75 | 5575.46 |
| PKP | Sub Total | 1097.69 | 1119.83 | 1079.26 | 989.73 | 990.68 | 987.79 | 943.56 | 755.80 | 924.28 | 901.39 | 933.09 | 889.79 | 11612.89 |
| | Sindh Total | 78855.21 | 78770.24 | 76812.87 | 80175.62 | 77454.80 | 77842.58 | 78620.48 | 71356.87 | 77170.97 | 74232.22 | 78419.57 | 75432.28 | 925143.71 |
| | OGDCL | Chanda | 192.31 | 161.59 | 185.65 | 181.49 | 183.06 | 183.32 | 180.77 | 162.89 | 178.87 | 172.79 | 187.23 | 187.91 |
| MOL | Nashpa | 2793.89 | 2808.21 | 2743.82 | 2877.81 | 2797.16 | 2724.90 | 2952.72 | 2696.24 | 2974.29 | 2862.94 | 2944.25 | 2836.55 | 34012.78 |
| | Mela | 296.05 | 249.57 | 257.76 | 280.56 | 268.61 | 274.18 | 272.57 | 209.86 | 249.66 | 229.51 | 208.26 | 257.84 | 3054.43 |
| | Sub Total | 3282.25 | 3219.37 | 3187.23 | 3339.86 | 3248.83 | 3182.40 | 3406.06 | 3068.99 | 3402.82 | 3265.24 | 3339.74 | 3282.30 | 39225.09 |
| MOL | Makori | 19.21 | 29.33 | 28.48 | 28.89 | 13.71 | 23.39 | 13.44 | 18.55 | 0.00 | 2.28 | 0.00 | 0.00 | 177.28 |
| | Makori Deep | 153.56 | 199.24 | 190.77 | 180.89 | 177.37 | 180.16 | 174.86 | 141.51 | 162.31 | 146.52 | 147.88 | 136.68 | 1991.75 |
| | Makori East | 1977.65 | 2483.05 | 2359.86 | 2471.18 | 2207.36 | 2057.20 | 2357.49 | 2293.82 | 2546.88 | 2549.57 | 2616.76 | 2476.37 | 28397.19 |
| | Mamikhel | 665.68 | 656.19 | 595.75 | 634.72 | 597.08 | 650.49 | 650.93 | 598.63 | 674.53 | 643.00 | 628.57 | 594.22 | 7589.79 |
| | Manzalai | 816.14 | 814.95 | 622.12 | 621.15 | 622.86 | 577.76 | 607.49 | 564.05 | 656.19 | 759.92 | 784.08 | 759.19 | 8205.90 |
| | Maramzai | 4295.44 | 4306.58 | 3768.08 | 4283.95 | 4130.86 | 4254.15 | 4232.69 | 3845.51 | 4254.45 | 4139.10 | 4346.65 | 4178.23 | 50035.69 |
| | Mardankhel | 1180.43 | 1214.75 | 1345.23 | 1577.89 | 1259.74 | 930.30 | 1495.55 | 1332.28 | 1464.04 | 1124.37 | 1505.39 | 1466.27 | 15896.24 |
| | Tolang | 265.29 | 228.02 | 203.97 | 198.29 | 181.44 | 179.11 | 168.92 | 149.13 | 158.09 | 141.04 | 135.99 | 137.09 | 2146.38 |
| | Tolanj West | 325.08 | 321.66 | 265.24 | 305.16 | 293.81 | 297.47 | 290.71 | 257.57 | 280.35 | 266.75 | 268.32 | 253.55 | 3425.67 |
| | Sub Total | 9698.48 | 10253.77 | 9379.50 | 10302.12 | 9484.23 | 9150.03 | 9992.08 | 9201.05 | 10196.84 | 9772.55 | 10433.64 | 10001.60 | 117865.89 |
| | KPK Total | 12980.73 | 13473.14 | 12566.73 | 13641.98 | 12733.06 | 12332.43 | 13398.14 | 12270.04 | 13599.66 | 13037.79 | 13773.38 | 13283.90 | 157090.98 |
| Balochistan | OGDCL | Loti | 762.42 | 771.23 | 746.55 | 735.03 | 754.86 | 831.83 | 783.35 | 681.75 | 772.97 | 771.47 | 785.94 | 9150.42 |
| MPCL | Pirkoh | 186.00 | 183.06 | 154.40 | 161.20 | 149.00 | 126.00 | 110.50 | 96.65 | 101.85 | 100.50 | 103.85 | 100.50 | 1573.51 |
| | Uch | 13465.40 | 13644.50 | 13249.90 | 9708.74 | 5505.05 | 11823.75 | 13461.20 | 12264.00 | 13693.88 | 12630.10 | 13728.90 | 12820.70 | 145996.12 |
| | Sub Total | 14413.82 | 14598.79 | 14150.85 | 10604.97 | 6408.91 | 12781.58 | 14355.05 | 13042.40 | 14568.70 | 13502.07 | 14618.69 | 13674.22 | 156720.05 |
| PPL | Zarghum South | 424.28 | 488.64 | 463.20 | 474.51 | 454.76 | 465.81 | 461.00 | 413.33 | 455.34 | 435.08 | 445.18 | 421.64 | 5402.77 |
| | Sub Total | 424.28 | 488.64 | 463.20 | 474.51 | 454.76 | 465.81 | 461.00 | 413.33 | 455.34 | 435.08 | 445.18 | 421.64 | 5402.77 |
| PPL | Sui | 12318.00 | 12220.00 | 11681.00 | 12368.00 | 11411.00 | 12170.00 | 12268.00 | 11050.00 | 11669.00 | 11246.00 | 11128.00 | 10878.00 | 140407.00 |
| | Sub Total | 12318.00 | 12220.00 | 11681.00 | 12368.00 | 11411.00 | 12170.00 | 12268.00 | 11050.00 | 11669.00 | 11246.00 | 11128.00 | 10878.00 | 140407.00 |
| | Balochistan Total | 27156.10 | 27307.43 | 26295.05 | 23447.48 | 18274.67 | 25417.39 | 27084.05 | 24505.73 | 26693.04 | 25183.15 | 26191.87 | 24973.86 | 302529.82 |
| Pakistan TOTAL | | 123750 | 124173 | 119882 | 122098 | 112969 | 120223 | 123682 | 112155 | 121787 | 115635 | 122473 | 117717 | 1436545 |

3.3 Company wise Production of Crude Oil and Natural Gas for the Year,2018-19

| Name of Company | Crude Oil (US Barrels) | Number of Oil Fields | % Share in Total Production | Natural Gas (MMCFt) | Number of Gas Fields | % Share in Total Production |
|-----------------------|------------------------|----------------------|-----------------------------|---------------------|----------------------|-----------------------------|
| OGDCL | 14730041 | 50 | 45.33 | 419367.33 | 46 | 29.19 |
| PPL | 3740305 | 9 | 11.51 | 277420.00 | 11 | 19.31 |
| MPCL | 603332 | 10 | 1.86 | 260006.96 | 9 | 18.10 |
| OPPL | 63887 | 1 | 0.20 | 14216.30 | 1 | 0.99 |
| UEPL | 4332822 | 58 | 13.33 | 181530.28 | 77 | 12.64 |
| Eni(Pak) | 98630 | 3 | 0.30 | 83229.62 | 3 | 5.79 |
| OMV/UEP Beta | 22306 | 2 | 0.07 | 44895.72 | 4 | 3.13 |
| OMV Maurice/UEP Alpha | 278228 | 2 | 0.86 | 8110.02 | 3 | 0.56 |
| OPL | 83223 | 3 | 0.26 | 1503.50 | 3 | 0.10 |
| POL | 722410 | 10 | 2.22 | 5378.64 | 8 | 0.37 |
| Dewan | 16827 | 1 | 0.05 | 2644.01 | 1 | 0.18 |
| MOL | 7803137 | 8 | 24.01 | 117865.89 | 8 | 8.20 |
| PEL | - | - | - | 8764.22 | 2 | 0.61 |
| POGC | - | - | - | 11612.89 | 2 | 0.81 |
| Total | 32495148 | 157 | 100.00 | 1436545 | 178 | 100 |

3.4 Province wise Production of Crude Oil and Natural Gas for the Year,2018-19

| Province | Crude Oil (US Barrels) | Number of Oil Fields | % Share in Total | Natural Gas (MMCFt) | Number of Gas Fields | % Share in Total Production |
|--------------|------------------------|----------------------|------------------|---------------------|----------------------|-----------------------------|
| Punjab | 5956363 | 31 | 18.3 | 51781 | 28 | 3.6 |
| Sindh | 10765683 | 112 | 33.1 | 925144 | 134 | 64.4 |
| K.P.K | 15747260 | 11 | 48.5 | 157091 | 11 | 10.9 |
| Balochistan | 25842 | 3 | 0.1 | 302530 | 5 | 21.1 |
| Total | 32495148 | 157 | 100.0 | 1436545 | 178 | 100.0 |

Source: Directorate General of Petroleum Concession, Petroleum Division, Ministry of Energy, Islamabad.

3.5 Production of Crude Oil, Natural Gas And Electricity

| Year | Month | Nuclear | Hydel | Thermal | Bagasse | Solar | Wind | Total Electricity Generation in (GWh) |
|---------|-------|---------|-------|---------|---------|-------|------|---------------------------------------|
| 2014-15 | | 5804 | 32867 | 70556 | 440 | --- | 461 | 110128 |
| 2015-16 | | 4602 | 34573 | 74697 | 632 | 207 | 791 | 115502 |
| 2016-17 | | 6867 | 32132 | 81446 | 1011 | 654 | 1422 | 123532 |
| 2017-18 | | 9849 | 27729 | 93545 | 1020 | 714 | 2124 | 134981 |
| 2018-19 | | 9909 | 33198 | 80540 | 967 | 716 | 3234 | 128564 |
| 2018 | Jul | 849 | 3910 | 8729 | 92 | 62 | 429 | 14070 |
| | Aug | 726 | 4508 | 8980 | 85 | 64 | 439 | 14803 |
| | Sep | 768 | 4308 | 7432 | 93 | 64 | 342 | 13008 |
| | Oct | 958 | 2408 | 6478 | 77 | 61 | 94 | 10076 |
| | Nov | 887 | 3003 | 4256 | 43 | 48 | 127 | 8363 |
| | Dec | 962 | 1347 | 5494 | 78 | 53 | 171 | 8106 |
| 2019 | Jan | 971 | 484 | 6385 | 101 | 43 | 156 | 8140 |
| | Feb | 801 | 1537 | 4339 | 110 | 53 | 213 | 7052 |
| | Mar | 947 | 1614 | 5134 | 108 | 67 | 187 | 8057 |
| | Apr | 806 | 2235 | 6790 | 77 | 68 | 269 | 10245 |
| | May | 613 | 3790 | 8179 | 63 | 69 | 414 | 13129 |
| | Jun | 621 | 4054 | 8344 | 40 | 64 | 393 | 13515 |

*= Provisional

Source: i. Electricity Generating Establishments

ii. CPPA Fuel Adjustment Documents available on NEPRA Website.

3.6 Mineral Production

Unit: M.T

| Year | Month | Arg Clay | Brine | Barytes | Bauxite | Bentonite | Calcite | Chalk | China Clay | Coal | Copper Ore | Copper Blister | Chromite |
|---------|----------|----------|--------|---------|---------|-----------|---------|-------|------------|---------|------------|----------------|----------|
| 2014-15 | | 5097109 | 118773 | 24689 | 23283 | 62301 | 1694 | 515 | 18956 | 3407659 | 173 | 6718 | 101762 |
| 2015-16 | | 5326563 | 157858 | 57024 | 42038 | 60288 | 1610 | 231 | 20726 | 3749312 | 0 | 2389 | 69333 |
| 2016-17 | | 5954130 | 91711 | 75375 | 42770 | 63795 | 4448 | 0 | 28710 | 3953992 | 1065 | 20 | 105238 |
| 2017-18 | | 6335680 | 88847 | 145189 | 74268 | 63154 | 1692 | 0 | 19483 | 4477555 | 926 | 0 | 97420 |
| 2018-19 | | 5709685 | 116666 | 85739 | 47525 | 49380 | 0 | 0 | 15539 | 5365481 | 0 | 0 | 140209 |
| | 2018 Jul | 435647 | 15518 | 1877 | 1474 | 4816 | 0 | 0 | 456 | 285966 | 0 | 0 | 11665 |
| | Aug | 492027 | 11600 | 4490 | 2453 | 3900 | 0 | 0 | 515 | 248315 | 0 | 0 | 7167 |
| | Sep | 516020 | 5997 | 5064 | 1707 | 2574 | 0 | 0 | 524 | 250582 | 0 | 0 | 5753 |
| | Oct | 550631 | 8228 | 8808 | 2715 | 3694 | 0 | 0 | 1870 | 446019 | 0 | 0 | 19233 |
| | Nov | 389246 | 11069 | 4851 | 5098 | 3528 | 0 | 0 | 1190 | 288991 | 0 | 0 | 10803 |
| | Dec | 542986 | 9992 | 18665 | 3104 | 4307 | 0 | 0 | 1062 | 444341 | 0 | 0 | 3895 |
| | 2019 Jan | 524115 | 13368 | 8686 | 4280 | 4773 | 0 | 0 | 1220 | 570430 | 0 | 0 | 11461 |
| | Feb | 367480 | 6143 | 7983 | 3248 | 4025 | 0 | 0 | 1984 | 474687 | 0 | 0 | 16053 |
| | Mar | 452555 | 7982 | 11501 | 9117 | 4172 | 0 | 0 | 1940 | 543860 | 0 | 0 | 16285 |
| | Apr | 448374 | 9857 | 3177 | 6747 | 3906 | 0 | 0 | 2110 | 678542 | 0 | 0 | 15108 |
| | May | 477696 | 5141 | 7308 | 4712 | 4995 | 0 | 0 | 1175 | 617584 | 0 | 0 | 13153 |
| | Jun | 512908 | 11771 | 3329 | 2870 | 4690 | 0 | 0 | 1493 | 516164 | 0 | 0 | 9633 |

* = Provisional

Source: Provincial Directorates of Mines & Minerals Punjab,
Sindh, KPK, Balochistan & FATA.

3.6 Mineral Production

Unit: M.T

| Year | Month | Dolomite | Emerald (Unit: Gram) | Feld- spar | Fire Clay | Flourite | Fullers Earth | Garnet+ Garnet Shist | Granite | Gravel | Gypsum | Iron ore | Laterite | Lime Stone | Magne- site |
|---------|-------|----------|----------------------------|---------------|-----------|----------|------------------|----------------------------|---------|---------|---------|----------|----------|------------|----------------|
| 2014-15 | | 222378 | 3152 | 38568 | 404945 | 5962 | 8005 | --- | 42854 | 130365 | 1417007 | 328915 | 427129 | 40470356 | 4581 |
| 2015-16 | | 669920 | 3105 | 316289 | 550977 | 9494 | 13601 | 75 | 52473 | 282645 | 1871716 | 432156 | 716265 | 46123367 | 35228 |
| 2016-17 | | 301124 | 2293 | 273468 | 584478 | 2263 | 18417 | 286 | 93465 r | 399920 | 2079629 | 501664 | 643655 | 52149137 | 19656 |
| 2017-18 | | 488825 | 3658 | 151743 | 841680 | 2777 | 9188 | 527 | 65752 | 930002 | 2475893 | 677206 | 850666 | 70818725 | 23596 |
| 2018-19 | | 366775 | 4699 | 346236 | 733844 | 4208 | 10986 | 0 | 158465 | 1137468 | 2212175 | 627083 | 616670 | 68612029 | 41477 |
| 2018 | July | 42352 | 315 | 16563 | 54172 | 1230 | 1932 | --- | 9355 | 73200 | 254586 | 66697 | 171493 | 5238431 | 3638 |
| | Aug | 35111 | 285 | 16015 | 53017 | 2086 | 705 | --- | 9914 | 91330 | 188550 | 62617 | 46427 | 6555218 | 3972 |
| | Sep | 37786 | 455 | 35606 | 60281 | 806 | 1287 | --- | 18007 | 61125 | 223068 | 34438 | 76103 | 6498167 | 4176 |
| | Oct | 26697 | 424 | 31012 | 65300 | 64 | 1890 | --- | 13793 | 132150 | 236926 | 71803 | 44862 | 7771046 | 8162 |
| | Nov | 54481 | 503 | 27152 | 64967 | 0 | 2446 | --- | 18831 | 57900 | 253491 | 65708 | 64952 | 5972796 | 4166 |
| | Dec | 54846 | 385 | 38901 | 59648 | 22 | 1682 | --- | 24116 | 129625 | 221905 | 52480 | 90004 | 6771832 | 4888 |
| 2019 | Jan | 24928 | 390 | 26382 | 61218 | 0 | 15 | --- | 18909 | 119743 | 189337 | 62511 | 47230 | 6672313 | 5167 |
| | Feb | 15365 | 388 | 32642 | 64426 | 0 | 138 | --- | 4980 | 118080 | 128873 | 44496 | 27593 | 4925342 | 3708 |
| | Mar | 20147 | 389 | 29512 | 62191 | 0 | 222 | --- | 12015 | 117880 | 159105 | 50369 | 11162 | 4534157 | 115 |
| | April | 17756 | 388 | 31077 | 72672 | 0 | 223 | --- | 8795 | 725 | 113295 | 46063 | 18940 | 4771810 | 668 |
| | May | 18952 | 389 | 30295 | 64009 | 0 | 222 | --- | 10554 | 117880 | 137892 | 47136 | 9197 | 4488398 | 2332 |
| | June | 18354 | 388 | 31079 | 51943 | 0 | 224 | --- | 9196 | 117830 | 105147 | 22765 | 8707 | 4412519 | 485 |

* = Provisional

Source: Provincial Directorates of Mines & Minerals Punjab,
Sindh, KPK, Balochistan & FATA.

3.6 Mineral Production

Unit: M.T

| Year | Month | Magnese | Marble | Nephrite | Ocher | Ordinary Sand | Ordinary Stone | Phosphate | Pumice | Quartz crystal,(Quartz +Quartzite) | Rock Salt | Sand Stone |
|---------|-------|---------|---------|----------|-------|---------------|----------------|-----------|--------|------------------------------------|-----------|------------|
| 2014-15 | | 4890 | 2815601 | 1463 | 33909 | 2490 | 2155 | 84606 | 15 | 38117 | 2136361 | 136828 |
| 2015-16 | | 70 | 4746638 | 1300 | 68352 | 12958 | 630 | 115140 | 2376 | 90588 | 3552948 | 52708 |
| 2016-17 | | 1220 | 4906233 | 676 | 86080 | 54421 | 32572 | 61677 | 3060 | 98909 | 3534075 | 183549 |
| 2017-18 | | 153 | 8813025 | 1935 | 75939 | 41984 | 89466 | 68541 | 3436 | 126324 | 3653746 | 2037583 |
| 2018-19 | | 1112 | 8004470 | 987 | 81502 | 23087 | 28726 | 83044 | 2018 | 117658 | 3796634 | 158883 |
| 2018 | Jul | 0 | 530253 | 92 | 8745 | 4300 | 300 | 3626 | 192 | 12249 | 317803 | 0 |
| | Aug | 0 | 485374 | 0 | 14296 | 4200 | 0 | 3560 | 81 | 13487 | 319502 | 0 |
| | Sep | 30 | 702935 | 92 | 9194 | 4200 | 250 | 7025 | 141 | 2328 | 394003 | 3382 |
| | Oct | 160 | 732178 | 92 | 5440 | 0 | 0 | 8448 | 294 | 12989 | 353830 | 33701 |
| | Nov | 170 | 568843 | 123 | 6577 | 0 | 0 | 10816 | 214 | 12546 | 322979 | 4020 |
| | Dec | 128 | 777539 | 92 | 7313 | 500 | 0 | 18881 | 184 | 10002 | 354229 | 65577 |
| 2019 | Jan | 130 | 677254 | 65 | 4303 | 3600 | 5543 | 8443 | 181 | 9842 | 346205 | 33785 |
| | Feb | 121 | 694209 | 92 | 4439 | 2500 | 13241 | 5662 | 153 | 6381 | 350841 | 5285 |
| | Mar | 0 | 775823 | 92 | 4540 | 850 | 9392 | 3552 | 225 | 10668 | 301257 | 2500 |
| | April | 126 | 759680 | 79 | 4077 | 0 | 0 | 4607 | 140 | 8524 | 289270 | 3893 |
| | May | 123 | 693512 | 86 | 5299 | 1675 | 0 | 4080 | 213 | 9597 | 220518 | 3196 |
| | June | 124 | 606870 | 82 | 7279 | 1262 | 0 | 4344 | 0 | 9045 | 226197 | 3544 |

| Year | Month | Sea Salt/Lake Salt | Shale Clay | Serpentine | Silica Sand | Slate Stone | Soap Stone | Sulphur | Trona | Crude Oil (in 000 Barrels) | Natural Gas (in MMCFt) |
|---------|-------|--------------------|------------|------------|-------------|-------------|------------|---------|-------|----------------------------|------------------------|
| 2014-15 | | 205454 | 4012962 | 2235 | 267911 | 392818 | 116223 | 19730 | 360 | 34490 | 1465758 |
| 2015-16 | | 219072 | 4176077 | 3892 | 387044 | 470829 | 125985 | 14869 | 1020 | 31652 | 1481551 |
| 2016-17 | | 209076 | 3914902 | 6546 | 338457 | 587579 | 152279 | 23740 | 570 | 32269 | 1471854 |
| 2017-18 | | 234598 | 4392160 | 609 | 376168 | 644313 | 141504 | 22040 | 350 | 32557 | 1458935 |
| 2018-19 | | 189453 | 5057250 | 1158 | 766951 | 714980 | 167148 | 19015 | 442 | 32496 | 1436545 |
| 2018 | Jul | 13986 | 491423 | 194 | 24893 | 37124 | 6982 | 2121 | 10 | 2652 | 123749 |
| | Aug | 13254 | 471006 | 267 | 276145 | 17841 | 10207 | 1603 | 30 | 2708 | 124172 |
| | Sep | 16232 | 472344 | 67 | 42799 | 40987 | 12814 | 1682 | 10 | 2593 | 119881 |
| | Oct | 7939 | 548138 | 81 | 48768 | 52615 | 11891 | 2164 | 0 | 2850 | 122098 |
| | Nov | 6794 | 479817 | 69 | 34709 | 58005 | 15645 | 2061 | 40 | 2743 | 112969 |
| | Dec | 17070 | 504707 | 0 | 42480 | 62151 | 17939 | 2001 | 0 | 2797 | 120223 |
| 2019 | Jan | 20846 | 447583 | 0 | 47572 | 79538 | 14206 | 1859 | 60 | 2936 | 123682 |
| | Feb | 16965 | 338601 | 69 | 45417 | 70845 | 15398 | 2127 | 60 | 2577 | 112155 |
| | Mar | 19207 | 339741 | 0 | 38065 | 75191 | 15597 | 2257 | 55 | 2801 | 121787 |
| | April | 19002 | 316135 | 38 | 65457 | 73018 | 15498 | 41 | 60 | 2573 | 115635 |
| | May | 19105 | 331522 | 239 | 56410 | 74104 | 15548 | 1099 | 58 | 2706 | 122473 |
| | June | 19053 | 316233 | 134 | 44236 | 73561 | 15423 | 0 | 59 | 2560 | 117717 |

4. HEALTH

4.1(a) Monthly Immunization Coverage Number of doses administered (0-11 months)children during 2019

| Month(s) | BCG | OPV-0 | OPV-1 | OPV-2 | OPV-3 | IPV |
|--------------|----------------|----------------|----------------|----------------|----------------|----------------|
| Jan | 619746 | 535326 | 567958 | 529073 | 520636 | 518875 |
| Feb | 580096 | 497301 | 558054 | 549070 | 521199 | 518747 |
| Mar | 565485 | 510768 | 560734 | 545521 | 535320 | 535323 |
| Apr | | | | | | |
| May | | | | | | |
| Jun | | | | | | |
| Jul | | | | | | |
| Aug | | | | | | |
| Sep | | | | | | |
| Oct | | | | | | |
| Nov | | | | | | |
| Dec | | | | | | |
| Total | 1765327 | 1543395 | 1686746 | 1623664 | 1577155 | 1572945 |

 Contd.

**4.1(a) Monthly Immunization Coverage
Number of doses administered (0-11 months)children during 2019**

| Month(s) | Pentava- lent-1 | Pentava- lent-2 | Pentava- lent-3 | Pneumo-1 | Pneumo-2 | Pneumo-3 | Measles-1 |
|--------------|--------------------|--------------------|--------------------|----------------|----------------|----------------|----------------|
| Jan | 567969 | 529433 | 521225 | 566831 | 528301 | 519374 | 493746 |
| Feb | 559001 | 548687 | 520353 | 559202 | 549324 | 517781 | 483033 |
| Mar | 560558 | 545522 | 535371 | 560508 | 546683 | 538444 | 504511 |
| Apr | | | | | | | |
| May | | | | | | | |
| Jun | | | | | | | |
| Jul | | | | | | | |
| Aug | | | | | | | |
| Sep | | | | | | | |
| Oct | | | | | | | |
| Nov | | | | | | | |
| Dec | | | | | | | |
| Total | 1687528 | 1623642 | 1576949 | 1686541 | 1624308 | 1575599 | 1481290 |

Source : National Institute of Health, Islamabad.

4.1(b) Monthly Immunization Coverage
Number of doses administered (12-23 Months) children during 2019

| Month | BCG | OPV-1 | OPV-2 | OPV-3 | Pentava- lent-1 | Pentava- lent-2 | Pentava- lent-3 | Pneumo-1 | Pneumo-2 | Pneumo- 3 | Measles-2 |
|--------------|------------|------------|------------|-------------|--------------------|--------------------|--------------------|------------|------------|------------|---------------|
| Jan | 200 | 281 | 233 | 380 | 281 | 233 | 380 | 281 | 233 | 380 | 381538 |
| Feb | 0 | 281 | 233 | 380 | 281 | 233 | 380 | 281 | 233 | 380 | 392862 |
| Mar | 0 | 216 | 157 | 252 | 216 | 157 | 252 | 0 | 0 | 0 | 0 |
| Apr | | | | | | | | | | | |
| May | | | | | | | | | | | |
| Jun | | | | | | | | | | | |
| Jul | | | | | | | | | | | |
| Aug | | | | | | | | | | | |
| Sep | | | | | | | | | | | |
| Oct | | | | | | | | | | | |
| Nov | | | | | | | | | | | |
| Dec | | | | | | | | | | | |
| Total | 200 | 778 | 623 | 1012 | 778 | 623 | 1012 | 562 | 466 | 760 | 774400 |

BCG = Bacillus of Chalmette and Guerin
 OPV = Oral Polio Vaccine

Source : National Institute of Health, Islamabad.

**4.1(c) Monthly Immunization Coverage
Number of TT doses administered to women during 2019**

| MONTH | Pregnant Women | | | | | Childbearing age women | | | | |
|--------------|----------------|----------------|--------------|--------------|--------------|------------------------|--------------|--------------|-------------|-------------|
| | TT1 | TT2 | TT3 | TT4 | TT5 | TT1 | TT2 | TT3 | TT4 | TT5 |
| Jan | 406653 | 348819 | 21256 | 5678 | 3385 | 14832 | 8138 | 7380 | 2435 | 1102 |
| Feb | 427972 | 362836 | 20711 | 6039 | 3248 | 13928 | 9099 | 7472 | 2206 | 1013 |
| Mar | 453013 | 383451 | 22210 | 6095 | 3609 | 13208 | 8737 | 8102 | 2747 | 1348 |
| Apr | | | | | | | | | | |
| May | | | | | | | | | | |
| Jun | | | | | | | | | | |
| Jul | | | | | | | | | | |
| Aug | | | | | | | | | | |
| Sep | | | | | | | | | | |
| Oct | | | | | | | | | | |
| Nov | | | | | | | | | | |
| Dec | | | | | | | | | | |
| Total | 1287638 | 1095106 | 64177 | 17812 | 10242 | 41968 | 25974 | 22954 | 7388 | 3463 |

TT = Tetanus Toxioid

Source : National Institute of Health, Islamabad.

4.2 Monthly Report on HIV Treatment Centres December, 2018

| S. No | Centre Name | Male | | Female | | Children | | Transgender | | Ttotal | Total on ART |
|---------------------------|--|--------------|--------------|-------------|-------------|-------------|-------------|-------------|------------|--------------|--------------|
| | | Total | On ART | Total | On ART | Total | On ART | Total | On ART | | |
| Federal | | | | | | | | | | | |
| 1 | PIMS, Islamabad | 2531 | 1406 | 469 | 346 | 64 | 46 | 16 | 10 | 3080 | 1808 |
| Punjab | | | | | | | | | | | |
| 2 | CMH, Rawalpindi | 129 | 129 | 0 | 0 | 0 | 0 | 0 | 0 | 129 | 129 |
| 3 | Mayo Hospital, Lahore | 1944 | 1512 | 174 | 146 | 7 | 1 | 45 | 22 | 2170 | 1681 |
| 4 | Services Hospital, Lahore | 555 | 316 | 227 | 141 | 0 | 0 | 3 | 3 | 785 | 460 |
| 5 | Peaditric Unit, Services Hospital, Lahore | 0 | 0 | 0 | 0 | 374 | 297 | 0 | 0 | 374 | 297 |
| 6 | Shaukat Khanum Hospital, Lahore | 326 | 292 | 198 | 168 | 19 | 8 | 0 | 0 | 543 | 468 |
| 7 | Jinnah Hospital, Lahore | 1624 | 1068 | 325 | 228 | 0 | 0 | 68 | 45 | 2017 | 1341 |
| 8 | DHQ Hospital, Sargodha | 863 | 419 | 187 | 125 | 34 | 24 | 5 | 5 | 1089 | 573 |
| 9 | DHQ Hospital, D.G Khan | 2389 | 2055 | 534 | 482 | 26 | 11 | 6 | 5 | 2955 | 2553 |
| 10 | DHQ Hospital Peds, D.G Khan | 0 | 0 | 0 | 0 | 97 | 97 | 0 | 0 | 97 | 97 |
| 11 | Allied Hospital, Faisalabad | 2134 | 2134 | 269 | 269 | 0 | 0 | 12 | 12 | 2415 | 2415 |
| 12 | Aziz Bhatti Hospital, Gujrat | 1333 | 960 | 488 | 392 | 0 | 0 | 1 | 1 | 1822 | 1353 |
| 13 | Civil Hospital, Multan | 872 | 871 | 125 | 125 | 0 | 0 | 4 | 4 | 1001 | 1000 |
| 14 | BB Shaheed Hospital Rawalpindi | 456 | 255 | 17 | 14 | 1 | 0 | 44 | 26 | 518 | 295 |
| 15 | DHQ Hospital Sheikhpura | 117 | 116 | 18 | 18 | 0 | 0 | 1 | 1 | 136 | 135 |
| 16 | Sheikh Zayed Hospital Rahim Yar Khan | 376 | 321 | 53 | 41 | 8 | 7 | 1 | 0 | 438 | 369 |
| 17 | Special Clinic Chiniot | 22 | 22 | 17 | 17 | 0 | 0 | 1 | 1 | 40 | 40 |
| 18 | ART Center Kot Momin | 164 | 130 | 200 | 161 | 35 | 19 | 0 | 0 | 399 | 310 |
| 19 | ART Center Peds Kunjah | 0 | 0 | 0 | 0 | 112 | 112 | 0 | 0 | 112 | 112 |
| 20 | Fountain House Lahore | 11 | 9 | 0 | 0 | 0 | 0 | 14 | 6 | 25 | 15 |
| 21 | Basheeran Begum Jalalpur Jattan | 12 | 7 | 21 | 15 | 0 | 0 | 0 | 0 | 33 | 22 |
| Sindh | | | | | | | | | | | |
| 22 | Civil Hospital, Karachi | 4549 | 3174 | 500 | 437 | 11 | 2 | 129 | 108 | 5189 | 3721 |
| 23 | Peaditric Unit, Civil Hospital, Karachi | 0 | 0 | 0 | 0 | 272 | 219 | 0 | 0 | 272 | 219 |
| 24 | Indus Hospital, Karachi | 1003 | 750 | 156 | 140 | 0 | 0 | 53 | 48 | 1212 | 938 |
| 25 | Aga Khan Hospital Adult, Karachi | 79 | 73 | 19 | 18 | 0 | 0 | 0 | 0 | 98 | 91 |
| 26 | Aga Khan Hospital Peds, Karachi | 0 | 0 | 0 | 0 | 88 | 81 | 0 | 0 | 88 | 81 |
| 27 | ART Center Liyari Karachi | 172 | 169 | 13 | 12 | 1 | 1 | 5 | 4 | 191 | 186 |
| 28 | Chanka Medical College Hospital, Larkana | 1779 | 1523 | 451 | 421 | 19 | 8 | 32 | 27 | 2281 | 1979 |
| 29 | Jinnah Post Graduate Medical College | 17 | 14 | 1 | 1 | 0 | 0 | 4 | 4 | 22 | 19 |
| 30 | Liaquat University of Medical & Health Sci | 221 | 221 | 89 | 87 | 1 | 1 | 2 | 2 | 313 | 311 |
| Khyber Pakhtunkhwa | | | | | | | | | | | |
| 31 | Hayatabad Medical Complex, Peshawar | 1648 | 1423 | 506 | 492 | 106 | 91 | 23 | 14 | 2283 | 2020 |
| 32 | Lady Reading Hospital Peshawar | 182 | 126 | 29 | 29 | 2 | 2 | 0 | 0 | 213 | 157 |
| 33 | KDA Hospital, Kohat | 303 | 271 | 133 | 125 | 23 | 22 | 0 | 0 | 459 | 418 |
| Balochistan | | | | | | | | | | | |
| 34 | Bolan Medical Complex, Quetta | 608 | 448 | 148 | 136 | 26 | 23 | 9 | 7 | 791 | 614 |
| 35 | ART Center, Turbat | 264 | 164 | 33 | 27 | 11 | 8 | 0 | 0 | 308 | 199 |
| Total | | 26683 | 20378 | 5400 | 4613 | 1337 | 1080 | 478 | 355 | 33898 | 26426 |

Source:- National AIDS Control Programme, NIH, Islamabad

4.3(a) Register Veterinary Medical Practitioner With PVMC- 2019

| RVMP Registration for the year of 2017 | Male | Female | D.V.M | M.Sc | M.Phil | Ph.D | Total |
|--|------------|-----------|------------|------------|------------|------------|------------|
| Jan | 79 | 9 | 88 | Nil | Nil | Nil | 88 |
| Feb | 81 | 5 | 86 | Nil | Nil | Nil | 86 |
| Mar | 61 | 2 | 63 | Nil | Nil | Nil | 63 |
| Apr | | | | | | | |
| May | | | | | | | |
| Jun | | | | | | | |
| Jul | | | | | | | |
| Aug | | | | | | | |
| Sep | | | | | | | |
| Oct | | | | | | | |
| Nov | | | | | | | |
| Dec | | | | | | | |
| Total | 221 | 16 | 237 | Nil | Nil | Nil | 237 |

Total RVMP Registered since 1st January 2019 to 31st March 2019= 237
Total RVMP Registered since 30th Mar 2000 to 31st March 2019= 13699

Source:- Pakistan Veterinary Medical Council, Islamabad.

4.3(b) Registered Animal Husbandry Graduate With PVMC- 2019

| RVMP Registration for the year of 2016 | Male | Female | B.Sc. (Hons) A.H | M.Sc. | Ph.D | Total |
|--|------|--------|------------------|-------|------|-------|
| Jan | Nil | Nil | Nil | Nil | Nil | Nil |
| Feb | Nil | Nil | Nil | Nil | Nil | Nil |
| Mar | Nil | Nil | Nil | Nil | Nil | Nil |
| Apr | | | | | | |
| May | | | | | | |
| Jun | | | | | | |
| Jul | | | | | | |
| Aug | | | | | | |
| Sep | | | | | | |
| Oct | | | | | | |
| Nov | | | | | | |
| Dec | | | | | | |
| Total | Nil | Nil | Nil | Nil | Nil | Nil |

Total RAHG Registered since 1st January 2019 to 31st March 2019= Nil
 Total RAHG Registered since 30th May 2000 to 31st March 2018= 506

Source:- Pakistan Veterinary Medical Council, Islamabad.

4.4 Tuberculosis Report (FTI) (Oct-Dec, 2018)

| Provinces/Regions | TB Cases B+ (N+R) | CDR B+ | TB All Types | | | CDR Total | % Treatment Success Rate* (TSR) |
|-------------------|----------------------|-----------|--------------|--------|-------|-----------|---------------------------------------|
| | | | Male | Female | Total | | |
| Punjab | 19786 | 29 | 26283 | 24422 | 50705 | 69% | NA |
| Sindh | 7728 | 25 | 9675 | 8375 | 18050 | 56% | NA |
| K.P.K | 3150 | 21 | 5349 | 4986 | 10335 | 62% | NA |
| Balochistan | 890 | 12 | 1172 | 1315 | 2487 | 30% | NA |
| F.A.T.A | 279 | 9 | 511 | 528 | 1039 | 31% | NA |
| Gilgit Baltistan | 83 | 9 | 268 | 331 | 599 | 63% | NA |
| AJK | 431 | 20 | 592 | 506 | 1098 | 40% | NA |
| ICT | 117 | 12 | 221 | 202 | 423 | 32% | NA |
| Pakistan | 32464 | 25 | 44071 | 40665 | 84736 | 61% | NA |

CDR : Case Deduction Rate

B+ Bacteriologically positive N+ New Case

R: Replapse Cases * Available One Year Lag

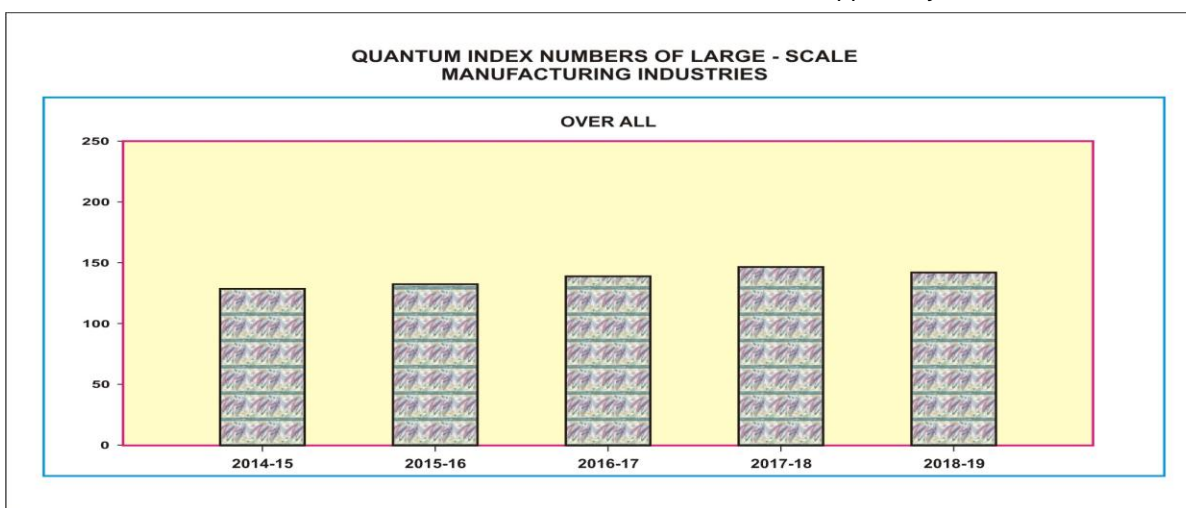
Source: National TB Control Programme NIH, Islamabad.

5. MANUFACTURING

5.1 Quantum Index Numbers of Large-Scale Manufacturing Industries

| Year/month | Manufacturing (Over all) | Selected Items | | | | | | |
|---------------|-----------------------------|-------------------|----------------|------------|----------------|-----------------|---------------|------------------|
| | | Vegetable Ghee | Tea Blended | Cigarettes | Cotton Yarn | Cotton Cloth | Jute Goods | Paper & Board |
| (2005-06=100) | | | | | | | | |
| 2014-15 | 127.89 | 102.88 | 184.39 | 97.71 | 131.94 | 114.73 | 90.32 | 136.53 |
| 2015-16 | 131.90 | 107.79 | 216.69 | 83.45 | 133.73 | 114.98 | 52.99 | 134.42 |
| 2016-17 | 139.55 | 111.15 | 234.42 | 53.54 | 134.62 | 115.44 | 57.31 | 147.30 |
| 2017-18 | 148.45 | 123.02 | 248.80 | 92.08 | 134.70 | 115.48 | 70.98 | 161.12 |
| 2018-19 | 143.45 | 119.75 | 232.77 | 94.69 | 134.75 | 115.73 | 64.21 | 157.04 |
| 2018 Sept | 134.46 | 118.88 | 222.64 | 101.16 | 134.41 | 115.84 | 61.35 | 155.45 |
| Oct | 143.30 | 119.37 | 255.92 | 106.91 | 134.65 | 115.94 | 69.00 | 183.90 |
| Nov | 134.54 | 116.45 | 251.96 | 98.47 | 134.56 | 115.54 | 64.36 | 134.32 |
| Dec | 135.55 | 117.14 | 279.26 | 92.35 | 135.03 | 115.58 | 63.59 | 133.54 |
| 2019 Jan | 169.28 | 121.19 | 293.00 | 115.20 | 135.21 | 115.64 | 60.09 | 165.39 |
| Feb | 160.72 | 120.36 | 261.72 | 108.31 | 135.47 | 116.11 | 54.31 | 151.85 |
| Mar | 162.24 | 117.15 | 244.92 | 112.37 | 135.48 | 116.37 | 58.75 | 172.38 |
| Apr | 146.45 | 119.80 | 199.02 | 112.90 | 134.40 | 114.78 | 60.76 | 149.91 |
| May | 141.65 | 121.45 | 183.53 | 88.18 | 134.56 | 115.64 | 118.54 | 162.97 |
| Jun | 124.89 | 122.93 | 144.17 | 19.66 | 134.74 | 115.84 | 41.27 | 161.68 |
| Jul | 127.52 | 123.44 | 164.83 | 51.25 | 134.71 | 115.89 | 53.13 | 157.00 |
| Aug | 124.50 | 124.04 | 182.32 | 60.56 | 134.35 | 115.91 | 43.62 | 146.62 |
| Sept | 126.89 | 120.03 | 190.64 | 72.69 | 134.46 | 115.91 | 56.47 | 155.43 |

Source:- (i) Provincial Bureau of Statistics
(ii) Ministry of Industries



Contd.

5.1 Quantum Index Numbers of Large-Scale Manufacturing Industries

| Year/month | Selected Items | | | | |
|-----------------|----------------|-------------|----------------|-----------------|--------|
| | Cement | Auto Mobile | Fertilizers | | |
| | | | Nit Fertilizer | Phos Fertilizer | Total |
| (2005-2006=100) | | | | | |
| 2014-15 | 173.37 | 112.59 | 108.91 | 150.60 | 112.66 |
| 2015-16 | 190.86 | 130.74 | 125.14 | 160.24 | 128.30 |
| 2016-17 | 199.43 | 145.41 | 127.03 | 164.74 | 130.42 |
| 2017-18 | 221.65 | 171.32 | 114.39 | 149.37 | 117.54 |
| 2018-19 | 215.05 | 151.14 | 123.98 | 152.76 | 126.57 |
| 2018 Sept | 209.37 | 168.79 | 117.69 | 153.97 | 120.96 |
| Oct | 255.98 | 192.09 | 138.39 | 139.03 | 138.44 |
| Nov | 211.96 | 158.71 | 131.19 | 162.71 | 134.03 |
| Dec | 208.79 | 117.98 | 134.61 | 153.42 | 136.30 |
| 2019 Jan | 213.45 | 161.28 | 116.89 | 92.29 | 114.68 |
| Feb | 184.16 | 144.85 | 97.70 | 152.27 | 102.61 |
| Mar | 231.03 | 152.73 | 120.14 | 162.43 | 123.95 |
| Apr | 254.88 | 140.54 | 121.79 | 163.44 | 125.53 |
| May | 228.44 | 122.03 | 131.33 | 169.41 | 134.75 |
| Jun | 188.11 | 119.23 | 137.56 | 157.55 | 139.36 |
| Jul | 204.85 | 129.84 | 140.76 | 172.73 | 143.64 |
| Aug | 169.68 | 104.42 | 141.55 | 171.91 | 144.28 |
| Sept | 220.43 | 97.95 | 136.97 | 172.08 | 140.13 |

Source: (i) Provincial Bureau of Statistics
(ii) M/o. Industries & Production

5.2 Production of Manufacturing Items

| Year / Month | Vegetable Ghee (i) | | Sugar (i) | | Tea Blended (ii) | |
|--------------|----------------------------|---------------------|----------------------------|---------------------|----------------------------|---------------------|
| | No. of reporting factories | Production (Tonnes) | No. of reporting factories | Production (Tonnes) | No. of reporting factories | Production (Tonnes) |
| 2014-15 | 87 | 1184760 | 84 | 5149776 | 5 | 117270 |
| 2015-16 | 87 | 1241346 | 84 | 5114899 | 5 | 137818 |
| 2016-17 | 87 | 1280086 | 84 | 7048558 | 5 | 149091 |
| 2017-18 | 94 | 1416731 | 84 | 6565817 | 5 | 158238 |
| 2018-19 | 94 | 1379108 | 84 | 5259903 | 5 | 148043 |
| 2018 Sept | 94 | 114092 | 84 | 0 | 5 | 11800 |
| Oct | 94 | 114562 | 84 | 0 | 5 | 13564 |
| Nov | 94 | 111757 | 84 | 0 | 5 | 13354 |
| Dec | 94 | 112418 | 84 | 554544 | 5 | 14801 |
| 2019 Jan | 94 | 116302 | 84 | 1571256 | 5 | 15529 |
| Feb | 94 | 115504 | 84 | 1602774 | 5 | 13871 |
| Mar | 94 | 112425 | 84 | 1170295 | 5 | 12981 |
| Apr | 94 | 114970 | 84 | 315162 | 5 | 10548 |
| May | 94 | 116557 | 84 | 31232 | 5 | 9727 |
| Jun | 94 | 117972 | 84 | 14640 | 5 | 7641 |
| Jul | 94 | 118463 | 84 | 0 | 5 | 8736 |
| Aug | 94 | 119040 | 84 | 0 | 5 | 9663 |
| Sept | 94 | 115196 | 84 | 0 | 5 | 10104 |

Contd.

5.2 Production of Manufacturing Items

| Year/month | | Beverages (i) | | Cigarettes (ii) | |
|------------|------|----------------------------|-------------------------|----------------------------|---------------------------|
| | | No. of reporting factories | Production (000 litres) | No. of reporting factories | Production (Million Nos.) |
| 2014-15 | | 48 | 2955748 | 7 | 62667 |
| 2015-16 | | 48 | 3137139 | 7 | 53522 |
| 2016-17 | | 48 | 3564599 | 7 | 34341 |
| 2017-18 | | 48 | 3605430 | 7 | 59058 |
| 2018-19 | | 48 | 3420146 | 7 | 60729 |
| 2018 | Sept | 48 | 338311 | 7 | 5407 |
| | Oct | 48 | 287533 | 7 | 5714 |
| | Nov | 48 | 214926 | 7 | 5263 |
| | Dec | 48 | 140397 | 7 | 4936 |
| 2019 | Jan | 48 | 146889 | 7 | 6157 |
| | Feb | 48 | 207867 | 7 | 5789 |
| | Mar | 48 | 308847 | 7 | 6006 |
| | Apr | 48 | 339789 | 7 | 6034 |
| | May | 48 | 371008 | 7 | 4713 |
| | Jun | 48 | 343666 | 7 | 1051 |
| | Jul | 48 | 312249 | 7 | 2739 |
| | Aug | 48 | 327519 | 7 | 3237 |
| | Sept | 48 | 335219 | 7 | 3885 |

* In the new base 2005-06 Beverages has been replaced by soft drinks, juices, syrups and squashes and liquors.

Source: (i) Provincial Bureaus of Statistics
(ii) M/o. Industries & Production

Contd.

5.2 Production of Manufacturing Items

| Year/Month | No. of reporting factories | Cotton Textiles (Mills sector) | | | | | | | | | | | | | |
|------------|----------------------------|--------------------------------|--------------------|---------------------|-----------------------|--------------------|---------------------|--------------------------------|-----------------------------|------------------------------|------------------------------------|--------------------------------|-----------------------|---------------------------------------|-------|
| | | Capacity installed | | | Capacity worked | | | Spindle hours worked (Mn. No.) | Looms hours worked (Mn.No.) | Rotors hours worked (Mn.No.) | Consumption of Raw Cotton (Tonnes) | Total Yarn Production (Tonnes) | Surplus Yarn (Tonnes) | Total Production of Cloth(000) (Sq.m) | |
| | | No. of Spindles (000) | No. of Looms (000) | No. of Rotors (000) | No. of Spindles (000) | No. of Looms (000) | No. of Rotors (000) | | | | | | | | |
| 2014-15 | 411 | 13184 | 8 | 185387 | 11058 | 5 | 113323 | 79184 | 24 | 582 | 113468 | #REF! | 3256 | #REF! | |
| 2015-16 | 408 | 13142 | 8 | 187259 | 11263 | 5 | 115041 | 78548 | 28 | 568 | 115286 | #REF! | 3301 | #REF! | |
| 2016-17 | 408 | 13409 | 9 | 198801 | 11338 | 6 | 126583 | 77213 | 30 | 596 | 115871 | #REF! | 3315 | #REF! | |
| 2017-18 | 408 | 13409 | 9 | 198801 | 11313 | 6 | 126583 | 51280 | 19 | 593 | 116176 | #REF! | 2190 | #REF! | |
| 2018-19* | 408 | 13409 | 9 | 198801 | 11338 | 6 | 126583 | 86871 | 30 | 657 | 116839 | #REF! | 3312 | #REF! | |
| 2018 | Sept | 408 | 13409 | 9 | 198801 | 11338 | 6 | 126583 | 6632 | 2 | 49 | 9742 | 285240 | 275 | 87250 |
| | Oct | 408 | 13409 | 9 | 198801 | 11338 | 6 | 126583 | 6885 | 2 | 50 | 9762 | 285750 | 276 | 87325 |
| | Nov | 408 | 13409 | 9 | 198801 | 11338 | 6 | 126583 | 6332 | 2 | 49 | 9759 | 285545 | 276 | 87025 |
| | Dec | 408 | 13409 | 9 | 198801 | 11338 | 6 | 126583 | 6881 | 2 | 49 | 9834 | 286550 | 277 | 87050 |
| 2019 | Jan | 408 | 13409 | 9 | 198801 | 11338 | 6 | 126583 | 6889 | 2 | 52 | 9876 | 286925 | 277 | 87100 |
| | Feb | 408 | 13409 | 9 | 198801 | 11338 | 6 | 126583 | 5942 | 2 | 48 | 8925 | 287475 | 279 | 87450 |
| | Mar | 408 | 13409 | 9 | 198801 | 11338 | 6 | 126583 | 6903 | 2 | 52 | 9883 | 287500 | 278 | 87650 |
| | Apr | 408 | 13409 | 9 | 198801 | 11338 | 6 | 126583 | 6649 | 2 | 52 | 9740 | 285200 | 275 | 86450 |
| | May | 408 | 13409 | 9 | 198801 | 11338 | 6 | 126583 | 6776 | 2 | 52 | 9812 | 285550 | 275 | 87100 |
| | Jun | 408 | 13409 | 9 | 198801 | 11338 | 6 | 126583 | 6713 | 2 | 52 | 9776 | 285940 | 275 | 87250 |
| | Jul | 408 | 13409 | 9 | 198801 | 11338 | 6 | 126583 | 6704 | 3 | 54 | 9974 | 285870 | 276 | 87285 |
| | Aug | 408 | 13409 | 9 | 198801 | 11338 | 6 | 126583 | 6705 | 3 | 54 | 9965 | 285100 | 275 | 87300 |
| | Sept | 408 | 13409 | 9 | 198801 | 11338 | 6 | 126583 | 6488 | 3 | 52 | 9971 | 285330 | 275 | 87300 |

* The data for the year 2018-19 includes data of 10 month (July-April).

Source: Textile Commissioner Organization Karachi.

5.2 Production of Manufacturing Items

| Year / Month | Cotton Cloth (Mills Sector) (Thousand square metres) | | | | | | | | | | | | | | | Grand Total |
|--------------|--|-----------|----------------|----------|--------|--------|-----------|----------------|----------|--------|--------|-----------|----------------|----------|--------|-------------|
| | Fine | | | | | Medium | | | | | Coarse | | | | | |
| | Grey | Blea-ched | Dyed & Printed | Blend-ed | Total | Grey | Blea-ched | Dyed & Printed | Blend-ed | Total | Grey | Blea-ched | Dyed & Printed | Blend-ed | Total | |
| 2014-15 | 331986 | 42702 | 88326 | 41442 | 504456 | 122838 | 55834 | 172146 | 7266 | 358084 | 116706 | 29154 | 18058 | 10492 | 174410 | 1036950 |
| 2015-16 | 332500 | 43042 | 88491 | 41699 | 505732 | 123095 | 55999 | 172216 | 7353 | 358663 | 116821 | 29281 | 18167 | 10537 | 174806 | 1039201 |
| 2016-17 | 334305 | 40579 | 86469 | 39118 | 500470 | 122312 | 54492 | 172566 | 6054 | 355424 | 120793 | 3228 | 21312 | 13062 | 187395 | 1043289 |
| 2017-18 | 337105 | 38495 | 84542 | 36954 | 497073 | 114052 | 53382 | 170909 | 5677 | 353020 | 123149 | 34060 | 23285 | 13805 | 194299 | 1044405 |
| 2018-19* | 337571 | 38093 | 86705 | 36894 | 499263 | 122887 | 53448 | 169566 | 5883 | 351784 | 122878 | 34685 | 23457 | 13933 | 194953 | 1046000 |
| 2018 Sept | 28272 | 3189 | 7245 | 3081 | 41787 | 10219 | 4424 | 14130 | 487 | 29260 | 10198 | 2894 | 1956 | 1155 | 16203 | 87250 |
| Oct | 28281 | 3185 | 7201 | 3082 | 41749 | 10241 | 4497 | 14157 | 497 | 29392 | 10207 | 2888 | 1945 | 1144 | 16184 | 87325 |
| Nov | 28009 | 3179 | 7233 | 3080 | 41501 | 10235 | 4423 | 14141 | 478 | 29277 | 10241 | 2897 | 1949 | 1160 | 16247 | 87025 |
| Dec | 28029 | 3167 | 7241 | 3069 | 41506 | 10232 | 4417 | 14137 | 480 | 29266 | 10265 | 2891 | 1957 | 1165 | 16278 | 87050 |
| 2019 Jan | 28241 | 3163 | 7189 | 3072 | 41665 | 10223 | 4476 | 14115 | 486 | 29300 | 10186 | 2871 | 1938 | 1140 | 16135 | 87100 |
| Feb | 28198 | 3197 | 7279 | 3086 | 41760 | 10268 | 4439 | 14161 | 482 | 29350 | 10299 | 2899 | 1967 | 1175 | 16340 | 87450 |
| Mar | 28282 | 3181 | 7294 | 3093 | 41850 | 10297 | 4462 | 14189 | 493 | 29441 | 10295 | 2897 | 1979 | 1188 | 16359 | 87650 |
| Apr | 27901 | 3119 | 7170 | 3021 | 41211 | 10203 | 4404 | 14046 | 458 | 29111 | 10217 | 2858 | 1921 | 1132 | 16128 | 86450 |
| May | 28092 | 3150 | 7232 | 3057 | 41531 | 10250 | 4433 | 14118 | 476 | 29276 | 10256 | 2878 | 1950 | 1160 | 16244 | 87050 |
| Jun | 27996 | 3135 | 7201 | 3039 | 41371 | 10227 | 4419 | 14082 | 467 | 29194 | 10237 | 2868 | 1936 | 1146 | 16186 | 86750 |
| Jul | 27971 | 3189 | 7240 | 3091 | 41491 | 10273 | 4476 | 14116 | 528 | 29393 | 10287 | 2922 | 1991 | 1201 | 16401 | 87285 |
| Aug | 27973 | 3190 | 7241 | 3093 | 41497 | 10275 | 4477 | 14118 | 530 | 29400 | 10285 | 2923 | 1993 | 1202 | 16403 | 87300 |
| Sept | 27970 | 3188 | 7234 | 3102 | 41494 | 10280 | 4471 | 14117 | 532 | 29400 | 10278 | 2966 | 1991 | 1171 | 16406 | 87300 |

Source: Textile Commissioner's Organization, Karachi.

Contd.

* The data for the year 2018-19 includes data of 10 month (July-April).

5.2 Production of Manufacturing Items

| Year / month | No. of reporting factories | Jute Textiles | | | | | | | | |
|--------------|----------------------------|--------------------|--------------|-----------------|--------------|---------------------|---------|---------|--------|---------------------------|
| | | Capacity installed | | Capacity worked | | Production (Tonnes) | | | | Raw Jute consumed (Bales) |
| | | No. of Spindles | No. of Looms | No. of Spindles | No. of Looms | Total | Hessian | Sacking | Others | |
| 2014-15 | 10 | 24544 | 1092 | 20607 | 847 | 94392 | 13126 | 64840 | 16426 | 517268 |
| 2015-16 | 10 | 24272 | 1138 | 12917 | 711 | 59890 | 9466 | 36785 | 13639 | 328197 |
| 2016-17 | 10 | 24712 | 1072 | 14331 | 796 | 74180 | 9970 | 49458 | 14752 | 406506 |
| 2017-18 | 10 | 25208 | 1102 | 14675 | 791 | 67105 | 11721 | 43687 | 11697 | 367735 |
| 2018-19* | 10 | 25208 | 1102 | 14675 | 791 | 67105 | 11721 | 43687 | 11697 | 367735 |
| 2018 Sept | 10 | 24712 | 1072 | 13363 | 735 | 5343 | 1021 | 3358 | 964 | 29280 |
| Oct | 10 | 24712 | 1072 | 13675 | 718 | 6009 | 1083 | 3675 | 1251 | 39929 |
| Nov | 10 | 24712 | 1072 | 13799 | 744 | 5605 | 959 | 3455 | 1191 | 30715 |
| Dec | 10 | 24712 | 1072 | 13636 | 736 | 5538 | 1152 | 3338 | 1048 | 30348 |
| 2018 Jan | 10 | 25204 | 1106 | 13340 | 723 | 5233 | 1238 | 3125 | 870 | 28677 |
| Feb | 10 | 25204 | 1106 | 13031 | 732 | 4731 | 944 | 3029 | 758 | 25926 |
| Mar | 10 | 25208 | 1106 | 12511 | 720 | 5116 | 1036 | 3281 | 799 | 28036 |
| Apr | 10 | 25208 | 1106 | 12308 | 690 | 5291 | 851 | 3636 | 804 | 28995 |
| May | 10 | 25208 | 1102 | 14719 | 793 | 10323 | 1074 | 8052 | 1197 | 56570 |
| Jun | 10 | 25208 | 1102 | 14675 | 791 | 3594 | 659 | 1870 | 1065 | 19695 |
| Jul | 10 | 25208 | 1102 | 14618 | 824 | 4627 | 1044 | 2773 | 810 | 25356 |
| Aug | 10 | 25208 | 1102 | 15702 | 862 | 3799 | 879 | 2181 | 739 | 20819 |
| Sept | 10 | 25208 | 1102 | 15075 | 868 | 4918 | 1103 | 2958 | 857 | 26951 |

Source: Pakistn Jute Mills Association

* The data for the year 2018-19 includes data of 11 month (July-May).

5.2 Production of Manufacturing Items

| Year/month | Paper | | Paper Board | | |
|------------|----------------------------|---------------------|----------------------------|---------------------|-------|
| | No. of reporting factories | Production (Tonnes) | No. of reporting factories | Production (Tonnes) | |
| 2014-15 | 36 | 203994 | 21 | 415657 | |
| 2015-16 | 36 | 233146 | 21 | 376913 | |
| 2016-17 | 36 | 263876 | 21 | 404625 | |
| 2017-18 | 36 | 273898 | 21 | 457331 | |
| 2018-19 | 36 | 260676 | 21 | 452023 | |
| 2018 | Sept | 36 | 20658 | 21 | 38135 |
| | Oct | 36 | 24242 | 21 | 45310 |
| | Nov | 36 | 21338 | 21 | 29461 |
| | Dec | 36 | 20792 | 21 | 29715 |
| 2019 | Jan | 36 | 23423 | 21 | 39127 |
| | Feb | 36 | 20520 | 21 | 36912 |
| | Mar | 36 | 23389 | 21 | 41807 |
| | Apr | 36 | 20074 | 21 | 36622 |
| | May | 36 | 21335 | 21 | 40302 |
| | Jun | 36 | 20925 | 21 | 40222 |
| | Jul | 36 | 24547 | 21 | 34831 |
| | Aug | 36 | 21591 | 21 | 33860 |
| | Sept | 36 | 23068 | 21 | 35717 |

5.2 Production of Manufacturing Items

| Year / month | Chemicals (Tonnes) | | | | |
|--------------|----------------------------|--------------|------------------|---------------------|-------------------|
| | No. of reporting factories | Soda Ash (i) | Caustic Soda (i) | Sulphuric Acid (ii) | Chlorine Gas (ii) |
| 2014-15 | 2 | 437106 | 183952 | 70229 | 17355 |
| 2015-16 | 2 | 468507 | 225250 | 75139 | 16397 |
| 2016-17 | 2 | 479718 | 223855 | 55979 | 16316 |
| 2017-18 | 2 | 509753 | 270126 | 48065 | 17156 |
| 2018-19 | 2 | 572066 | 246613 | 49362 | 17528 |
| 2018 Sept | 2 | 46011 | 20517 | 4269 | 1581 |
| Oct | 2 | 48578 | 21825 | 8318 | 1594 |
| Nov | 2 | 44551 | 21133 | 2708 | 1476 |
| Dec | 2 | 48487 | 17294 | 6536 | 1535 |
| 2019 Jan | 2 | 47843 | 18263 | 3350 | 1583 |
| Feb | 2 | 40805 | 18843 | 3181 | 1368 |
| Mar | 2 | 51335 | 21830 | 3493 | 1501 |
| Apr | 2 | 51184 | 20389 | 3131 | 1439 |
| May | 2 | 53593 | 21120 | 3150 | 1204 |
| Jun | 2 | 51518 | 19182 | 3268 | 1195 |
| Jul | 2 | 51020 | 18067 | 4872 | 1195 |
| Aug | 2 | 52910 | 16253 | 4121 | 1433 |
| Sept | 2 | 48828 | 18143 | 3516 | 1512 |

Source:- (i) Provincial Bureaus of Statistics
(ii) M/o. Industries & Production.

Contd.

5.2 Production of Manufacturing Items

| Year/ month | Chemical Fertilizers (Tonnes) (i) | | | | | | Paints & Varnishes Solid(ii) | | Paints & Varnishes Liquid (ii) | |
|-------------|-----------------------------------|---------|-----------------|------------------|-----------------|-------------------|------------------------------|---------------------|--------------------------------|------------------------|
| | No. of reporting factories | Urea | Super Phosphate | Ammonium Nitrate | Nitro Phosphate | DI.Amm. Phosphate | No. of reporting factories | Production (Tonnes) | No. of reporting factories | Production (000 Ltrs.) |
| 2014-15 | 14 | 5073083 | 63583 | 569182 | 501901 | 754853 | 22 | 48631 | 20 | 54028 |
| 2015-16 | 14 | 5846881 | 89461 | 647351 | 594633 | 787578 | 22 | 53651 | 20 | 56563 |
| 2016-17 | 14 | 5912728 | 81649 | 664656 | 630156 | 802385 | 22 | 49173 | 20 | 49282 |
| 2017-18 | 14 | 5405194 | 65194 | 518947 | 471352 | 758379 | 22 | 55026 | 20 | 43144 |
| 2018-19 | 14 | 5538320 | 77850 | 448941 | 443948 | 785145 | 22 | 52295 | 20 | 43158 |
| 2018 Sept | 14 | 46682 | 8807 | 40127 | 36747 | 64540 | 22 | 3765 | 20 | 3530 |
| Oct | 14 | 559904 | 12979 | 36118 | 34824 | 55710 | 22 | 4825 | 20 | 3579 |
| Nov | 14 | 524742 | 12854 | 36845 | 43967 | 66483 | 22 | 4005 | 20 | 3714 |
| Dec | 14 | 537310 | 3758 | 40088 | 38835 | 63538 | 22 | 3969 | 20 | 3363 |
| 2019 Jan | 14 | 460831 | 4987 | 42257 | 42430 | 30723 | 22 | 4323 | 20 | 3738 |
| Feb | 14 | 373433 | 6594 | 42131 | 44350 | 60989 | 22 | 4382 | 20 | 3694 |
| Mar | 14 | 491646 | 6218 | 25936 | 22903 | 74920 | 22 | 4800 | 20 | 3388 |
| Apr | 14 | 494799 | 9747 | 28964 | 29395 | 72753 | 22 | 4832 | 20 | 3759 |
| May | 14 | 527064 | 1362 | 38462 | 37781 | 75512 | 22 | 5415 | 20 | 3715 |
| Jun | 14 | 557664 | 1990 | 38361 | 39751 | 71162 | 22 | 3899 | 20 | 3624 |
| Jul | 14 | 565874 | 55 | 39997 | 42838 | 76595 | 22 | 3655 | 20 | 3427 |
| Aug | 14 | 568954 | 4476 | 40637 | 43115 | 74860 | 22 | 4061 | 20 | 3400 |
| Sept | 14 | 547478 | 6336 | 38804 | 43009 | 72556 | 22 | 4050 | 20 | 3404 |

Source: (i) Provincial Bureau of Statistics.
(ii) M/o. Industries & Production.

Contd.

5.2 Production of Manufacturing Items

| Year/Month | No. of Reporting Refineries | Petroleum Products (000 Ltrs.) | | | | | | | | | | | Total Petroleum Products |
|------------|-----------------------------|--------------------------------|----------|--------------|-------------------|-------------------|-------------|-----------------|-------------------|----------------|--------|---------------------------|--------------------------|
| | | Jet Fuel | Kerosene | Motor Spirit | High Speed Diesel | Diesel Oil N.O.S. | Furnace Oil | Lubricating Oil | Jute Batching Oil | Solvent-Neptha | L.P.G. | Petroleum Products N.O.S. | |
| 2014-15 | 4 | 1032079 | 218450 | 2195500 | 5327291 | 56827 | 3121192 | 209475 | 2666 | 1382571 | 382403 | 296135 | 14224589 |
| 2015-16 | 4 | 1080694 | 183786 | 2215729 | 5235662 | 34950 | 3079586 | 233193 | 1759 | 1242105 | 441358 | 410818 | 14159638 |
| 2016-17 | 4 | 1134864 | 161097 | 2517957 | 5466522 | 28770 | 3215366 | 216810 | 2596 | 1026183 | 501370 | 367459 | 14638994 |
| 2017-18 | 4 | 1128146 | 141600 | 2988436 | 6282558.4 | 38369 | 3477921 | 200204 | 2831 | 1084763 | 725174 | 507135.986 | 16577137.2 |
| 2018-19 | 4 | 1020558 | 139990 | 3084619 | 5664663.6 | 44757 | 3063211 | 219777 | 2421 | 792954 | 850156 | 309469 | 15192573.5 |
| 2018 Sept | 4 | 75221 | 10595 | 270194 | 495763 | 4959 | 268741 | 17793 | 282 | 45356 | 74732 | 23967 | 1287603 |
| Oct | 4 | 96258 | 9604 | 276716 | 506857 | 4202 | 284017 | 19042 | 221 | 77755 | 77644 | 29041 | 1381358 |
| Nov | 4 | 83113 | 5663 | 258226 | 482977 | 4057 | 248256 | 17226 | 204 | 42649 | 70981 | 29328 | 1242683 |
| Dec | 4 | 94490 | 10514 | 201500 | 364685 | 2375 | 195711 | 20443 | 149 | 72140 | 66374 | 28385 | 1056766 |
| 2019 Jan | 4 | 110719 | 12269 | 254368 | 449000 | 4156 | 246383 | 18632 | 242 | 86694 | 75813 | 28928 | 1287206 |
| Feb | 4 | 83839 | 10297 | 248606 | 450671 | 4158 | 227333 | 17013 | 254 | 67803 | 67258 | 21260 | 1198491 |
| Mar | 4 | 99906 | 10648 | 279678 | 468570 | 4390 | 249164 | 21146 | 247 | 74753 | 77026 | 27298 | 1312828 |
| Apr | 4 | 62479 | 13042 | 272272 | 551265 | 4555 | 267264 | 18797 | 154 | 78961 | 70181 | 27681 | 1366650 |
| May | 4 | 77711 | 13026 | 263559 | 500406 | 3159 | 280809 | 19299 | 276 | 72436 | 64968 | 29234 | 1324882 |
| Jun | 4 | 74326 | 14309 | 211223 | 393815 | 3458 | 238827 | 15089 | 72 | 64945 | 55360 | 15036 | 1086459 |
| Jul | 4 | 67451 | 6001 | 192343 | 380275 | 4413 | 209418 | 16342 | 202 | 51074 | 64412 | 25583 | 1017515 |
| Aug | 4 | 87058 | 10597 | 242163 | 426810 | 4792 | 235003 | 7702 | 73 | 67543 | 65084 | 14150 | 1160975 |
| Sept | 4 | 76589 | 9909 | 258667 | 460334 | 3429 | 230450 | 13954 | 156 | 60067 | 57525 | 15813 | 1186893 |

Source:- Oil Companies Advisory Committee.

Contd.

5.2 Production of Manufacturing Items

| Year/month | Manufacture/Assembly of Automobiles (Nos.) (i) | | | | | | | Bicycles (ii) | |
|------------|--|----------------|---------------------------------|--------|-------|-----------------|----------|----------------------------------|----------------------|
| | Cars | Jeeps (4x4) | Light commercial vehicles | Trucks | Buses | Motor Cycles | Tractors | No. of reporting factories | Production (Nos.) |
| 2014-15 | 152524 | 1109 | 28189 | 4039 | 575 | 1777251 | 48883 | 3 | 210931 |
| 2015-16 | 179944 | 773 | 35836 | 5666 | 1070 | 2071123 | 34914 | 3 | 198966 |
| 2016-17 | 186936 | 3530 | 24265 | 7712 | 1118 | 2500650 | 53975 | 3 | 200218 |
| 2017-18 | 217774 | 13364 | 29055 | 9187 | 784 | 2825071 | 71894 | 3 | 202168 |
| 2018-19 | 209255 | 7525 | 24453 | 6035 | 913 | 2459849 | 49902 | 3 | 173515 |
| 2018 Sept | 18834 | 704 | 1971 | 661 | 74 | 238895 | 5040 | 3 | 14212 |
| Oct | 22553 | 763 | 2143 | 697 | 61 | 251731 | 6382 | 3 | 14717 |
| Nov | 19521 | 608 | 1796 | 549 | 99 | 194552 | 3938 | 3 | 14283 |
| Dec | 13232 | 408 | 1631 | 456 | 74 | 179838 | 1710 | 3 | 13863 |
| 2018 Jan | 20683 | 411 | 2974 | 504 | 61 | 208230 | 1675 | 3 | 13824 |
| Feb | 17576 | 630 | 2207 | 424 | 26 | 185972 | 4235 | 3 | 13900 |
| Mar | 18365 | 778 | 1768 | 348 | 47 | 192898 | 5578 | 3 | 13898 |
| Apr | 14412 | 638 | 1918 | 391 | 86 | 206928 | 5673 | 3 | 15016 |
| May | 11885 | 676 | 1323 | 355 | 94 | 209394 | 3214 | 3 | 15019 |
| Jun | 12840 | 466 | 1676 | 262 | 84 | 179455 | 3558 | 3 | 15032 |
| Jul | 16472 | 507 | 1966 | 347 | 61 | 157100 | 2811 | 3 | 15420 |
| Aug | 10636 | 263 | 2057 | 219 | 61 | 172763 | 2762 | 3 | 15395 |
| Sept | 9090 | 97 | 1471 | 233 | 35 | 177530 | 4016 | 3 | 15394 |

Source:- (i) Provincial Bureau of Statistics
(ii) M/o. Industries & Production

Contd.

5.2 Production of Manufacturing Items

| Year/month | Steel Products (Tonnes) (i) | | | | | |
|------------|-----------------------------|----------|---------|---|---|----------------------|
| | Coke | Pig iron | Billets | H.R. sheets/ strips/plates/ coils | C.R. sheets/ strips/plates/ coils | Galvanized sheets |
| 2014-15 | 275777 | 265478 | 2730992 | 127028 | 2848 | 0 |
| 2015-16 | 57394 | 1509 | 3183258 | 0 | 0 | 0 |
| 2016-17 | 0 | 0 | 4099000 | 0 | 0 | 0 |
| 2017-18 | 0 | 0 | 5186000 | 0 | 0 | 0 |
| 2018-19 | 0 | 0 | 3874036 | 0 | 0 | 0 |
| 2018 Sept | 0 | 0 | 415,000 | 0 | 0 | 0 |
| Oct | 0 | 0 | 320,000 | 0 | 0 | 0 |
| Nov | 0 | 0 | 321,000 | 0 | 0 | 0 |
| Dec | 0 | 0 | 283,000 | 0 | 0 | 0 |
| 2019 Jan | 0 | 0 | 255,000 | 0 | 0 | 0 |
| Feb | 0 | 0 | 258,689 | 0 | 0 | 0 |
| Mar | 0 | 0 | 272,265 | 0 | 0 | 0 |
| Apr | 0 | 0 | 293,082 | 0 | 0 | 0 |
| May | 0 | 0 | 290,000 | 0 | 0 | 0 |
| Jun | 0 | 0 | 300,000 | 0 | 0 | 0 |
| Jul | 0 | 0 | 300,000 | 0 | 0 | 0 |
| Aug | 0 | 0 | 285,000 | 0 | 0 | 0 |
| Sept | 0 | 0 | 264,000 | 0 | 0 | 0 |

5.2 Production of Manufacturing Items

| Year/Month | Cycle Tyres (i) | | Cycle Tubes (i) | | Motor tyres (i) | | Motor tubes (i) | | Cement (ii) | | |
|------------|----------------------------|-----------------------|----------------------------|-----------------------|----------------------------|-----------------------|----------------------------|-----------------------|----------------------------|---------------------|------|
| | No. of reporting factories | Production (000 Nos.) | No. of reporting factories | Production (000 Nos.) | No. of reporting factories | Production (000 Nos.) | No. of reporting factories | Production (000 Nos.) | No. of reporting factories | Production (000 MT) | |
| 2014-15 | 10 | 4633 | 10 | 8391 | 8 | 9058 | 8 | 22001 | 23 | 32185 | |
| 2015-16 | 10 | 4205 | 10 | 7285 | 8 | 9735 | 8 | 24467 | 23 | 35432 | |
| 2016-17 | 10 | 3930 | 10 | 7577 | 8 | 9710 | 8 | 24635 | 23 | 37022 | |
| 2017-18 | 10 | 3942 | 10 | 8263 | 8 | 10421 | 8 | 24678 | 23 | 41148 | |
| 2018-19 | 10 | 4584 | 10 | 9907 | 8 | 10807 | 8 | 25514 | 23 | 39922 | |
| 2018 | Sept | 10 | 365 | 10 | 796 | 8 | 895 | 8 | 2111 | 23 | 3239 |
| | Oct | 10 | 368 | 10 | 800 | 8 | 931 | 8 | 2133 | 23 | 3960 |
| | Nov | 10 | 372 | 10 | 805 | 8 | 925 | 8 | 2114 | 23 | 3279 |
| | Dec | 10 | 379 | 10 | 814 | 8 | 869 | 8 | 2140 | 23 | 3230 |
| 2019 | Jan | 10 | 392 | 10 | 830 | 8 | 848 | 8 | 2173 | 23 | 3302 |
| | Feb | 10 | 391 | 10 | 834 | 8 | 877 | 8 | 2127 | 23 | 2849 |
| | Mar | 10 | 405 | 10 | 856 | 8 | 954 | 8 | 2130 | 23 | 3574 |
| | Apr | 10 | 412 | 10 | 860 | 8 | 915 | 8 | 2139 | 23 | 3943 |
| | May | 10 | 386 | 10 | 865 | 8 | 907 | 8 | 2160 | 23 | 3534 |
| | Jun | 10 | 391 | 10 | 866 | 8 | 908 | 8 | 2162 | 23 | 2910 |
| | Jul | 10 | 396 | 10 | 864 | 8 | 948 | 8 | 2142 | 23 | 3169 |
| | Aug | 10 | 402 | 10 | 871 | 8 | 878 | 8 | 2106 | 23 | 2625 |
| | Sept | 10 | 408 | 10 | 877 | 8 | 905 | 8 | 2143 | 23 | 3410 |

Source:(i) Provincial Bureaus' of Statistics.
(ii) M/o. Industries & Production.

Contd.

5.2 Production of Manufacturing Items

| Year/month | No. of Reporting Factories | Electric Bulbs (iii) Production (000 Nos.) | No. of Reporting Factories | Electric Tubes (iii) Production (000 Metres) |
|------------|----------------------------|---|----------------------------|---|
| 2014-15 | 7 | 64623 | 0 | 0 |
| 2015-16 | 7 | 73915 | 0 | 0 |
| 2016-17 | 7 | 72394 | 0 | 0 |
| 2017-18 | 7 | 76440 | 0 | 0 |
| 2018-19 | 7 | 64303 | 0 | 0 |
| 2018 Sept | 7 | 5215 | 0 | 0 |
| Oct | 7 | 5084 | 0 | 0 |
| Nov | 7 | 4778 | 0 | 0 |
| Dec | 7 | 4781 | 0 | 0 |
| 2018 Jan | 7 | 4785 | 0 | 0 |
| Feb | 7 | 4767 | 0 | 0 |
| Mar | 7 | 5981 | 0 | 0 |
| Apr | 7 | 5981 | 0 | 0 |
| May | 7 | 5016 | 0 | 0 |
| Jun | 7 | 5118 | 0 | 0 |
| Jul | 7 | 5780 | 0 | 0 |
| Aug | 7 | 5468 | 0 | 0 |
| Sept | 7 | 5859 | 0 | 0 |

5.2 Production of Manufacturing Items

| Year/Month | | Sewing Machines | | Electric Motors | | Electric Transformers | | T.V. Sets | |
|------------|------|----------------------------|-------------------|----------------------------|-------------------|----------------------------|-------------------|----------------------------|-------------------|
| | | No. of reporting factories | Production (Nos.) | No. of reporting factories | Production (Nos.) | No. of reporting factories | Production (Nos.) | No. of reporting factories | Production (Nos.) |
| 2014-15 | | 8 | 19272 | 19 | 9013 | 7 | 24993 | 9 | 428164 |
| 2015-16 | | 8 | 13465 | 19 | 7319 | 7 | 32758 | 9 | 453205 |
| 2016-17 | | 8 | 18290 | 19 | 9206 | 7 | 36995 | 9 | 438869 |
| 2017-18 | | 8 | 23481 | 19 | 41793 | 7 | 42460 | 9 | 366838 |
| 2018-19 | | 8 | 35658 | 19 | 56819 | 7 | 31288 | 9 | 380690 |
| 2018 | Sept | 8 | 2828 | 19 | 3711 | 7 | 3128 | 9 | 31601 |
| | Oct | 8 | 3137 | 19 | 4975 | 7 | 3125 | 9 | 32858 |
| | Nov | 8 | 3597 | 19 | 6303 | 7 | 2738 | 9 | 32967 |
| | Dec | 8 | 2828 | 19 | 2132 | 7 | 2733 | 9 | 32700 |
| 2018 | Jan | 8 | 3670 | 19 | 8653 | 7 | 2553 | 9 | 32300 |
| | Feb | 8 | 2727 | 19 | 3316 | 7 | 2467 | 9 | 31104 |
| | Mar | 8 | 3307 | 19 | 4078 | 7 | 2314 | 9 | 30788 |
| | Apr | 8 | 3356 | 19 | 4204 | 7 | 2308 | 9 | 30668 |
| | May | 8 | 2982 | 19 | 9091 | 7 | 2336 | 9 | 30667 |
| | Jun | 8 | 2877 | 19 | 4201 | 7 | 2128 | 9 | 30625 |
| | Jul | 8 | 3415 | 19 | 4301 | 7 | 2130 | 9 | 30593 |
| | Aug | 8 | 3149 | 19 | 4064 | 7 | 2126 | 9 | 30525 |
| | Sept | 8 | 3319 | 19 | 2464 | 7 | 2126 | 9 | 29856 |

Source: Provincial Bureaus of Statistics.

6. MONEY & CREDIT

6.1 Reserve Money

(Million Rupees)

| Components | 2014-15 | 2015-16 | 2016-17 | 2017-18 | 2018-19 |
|---|---------|---------|---------|---------|----------|
| A. Currency in Circulation | 2554749 | 3333784 | 3911315 | 4387828 | 4950039 |
| B. Cash in Tills | 160299 | 229331 | 264627 | 255891 | 343516 |
| C. Other Deposits with SBP1 | 13747 | 18756 | 22692 | 26962 | 33636 |
| D. Bank Deposits | 413234 | 391760 | 669338 | 813949 | 1246239 |
| Reserve Money (A+B+C+D) | 3142030 | 3973631 | 4867971 | 5484630 | 6573430 |
| Factor Affecting Reserve Money (RM) | | | | | |
| A. Net Foreign Assets | 722415 | 1033016 | 828923 | 12453 | -1127963 |
| B. Net Domestic Assets (1+2+3) | 2419615 | 2940615 | 4039049 | 5472177 | 7701393 |
| 1. Net Govt. Sector Borrowing (i+ii) | 1919064 | 1430400 | 2337124 | 3600435 | 6676532 |
| i. Borrowings for Budgetary Support | 1928868 | 1442243 | 2350109 | 3613406 | 6692752 |
| a) Federal Government | 2098634 | 1730308 | 2440624 | 3667619 | 6834157 |
| of which deposits with SBP | -235865 | -329211 | -91238 | -40546 | -967305 |
| b) Provincial Government | -168045 | -278291 | -88555 | -43840 | -127135 |
| Balochistan | -42170 | -18257 | -1460 | -5329 | -19072 |
| Khyber Pakhtunkhwa | -27663 | -76020 | -30245 | -23945 | -16983 |
| Punjab | -74384 | -96432 | -38146 | -5114 | -70339 |
| Sindh | -23829 | -87581 | -18704 | -9453 | -20741 |
| c) AJK Government | 3049 | 955 | 7279 | 5515 | -97 |
| d) Gilgit-Baltistan | -4769 | -10730 | -9239 | -15888 | -14174 |
| ii. Others | -9803 | -11843 | -12985 | -12971 | -16220 |
| 2. Credit to Non-Govt. Sector (i+ii+iii) | 394911 | 402348 | 491157 | 562297 | 687457 |
| i. Claims on Scheduled Banks(a+b+c+d+e) | 400734 | 407364 | 500160 | 569866 | 692855 |
| a. Agriculture Sector | 52026 | 51758 | 1217 | 1056 | 1279 |
| b. Industrial Sector | 39405 | 42321 | 79196 | 113524 | 150030 |
| c. Export Sector | 193124 | 204617 | 238383 | 292539 | 386842 |
| d. Housing Sector | - | - | - | - | - |
| e. Others | 116178 | 108668 | 181364 | 162747 | 154704 |
| ii. Claims on NBFIs | 18252 | 19228 | 15241 | 16675 | 18846 |
| iii. PSEs Special A/c Debt Repayment with SBP/BSBP* | -24075 | -24244 | -24244 | -24244 | -24244 |
| 3. Other Items (Net) | 105639 | 1107867 | 1210768 | 1309445 | 337403 |
| Reserve Money (RM) (A+B) | 3142030 | 3973631 | 4867971 | 5484630 | 6573430 |

P Provisional

Source: Statistics & Data Warehouse Department, SBP

Note: 1. Excluding IMF A/c Nos. 1&2, SAF loan account, counterpart funds, deposits of foreign central banks, foreign govts. International organizations and deposit money banks.

i. Data is based on weekly returns. The quarterly data covers the period up to the last working day of the month and others months data up to the last working day of last week.

ii. Data from 30 June 2013 onward is revised on account of reclassification of SBP accounts.

6.1 Reserve Money

(Million Rupees)

| Components | 2018 | | | |
|--|------------|----------|----------|---------|
| | Sep., (R) | Oct., | Nov., | Dec., |
| A. Currency in Circulation | 4378519 | 4441899 | 4547788 | 4531098 |
| B. Cash in Tills | 224115 | 215134 | 220150 | 226119 |
| C. Other Deposits with SBP1 | 28347 | 28341 | 27498 | 27173 |
| D. Bank Deposits | 822689 | 714896 | 963044 | 867763 |
| Reserve Money (A+B+C+D) | 5453670 | 5400270 | 5758480 | 5652153 |
| Factor Affecting Reserve Money (RM) | | | | |
| A. Net Foreign Assets | -79707 | -119569 | -339960 | -532858 |
| B. Net Domestic Assets (1+2+3) | 5533375 | 5519839 | 6098440 | 6185011 |
| 1. Net Govt. Sector Borrowing (i+ii) | 5118495 | 6247820 | 6666742 | 4858886 |
| i. Borrowings for Budgetary Support | 5131734 | 6261329 | 6680584 | 4870500 |
| a) Federal Government | 5403499 | 6526270 | 6858860 | 5103597 |
| of which deposits with SBP | -38119 | -38049 | -38024 | -38281 |
| b) Provincial Government | -252730 | -247931 | -156922 | -212302 |
| Balochistan | -24208 | -24711 | -31176 | -33347 |
| Khyber Pakhtunkhwa | -50843 | -61277 | -42273 | -50186 |
| Punjab | -116462 | -100439 | -52354 | -97363 |
| Sindh | -61218 | -61505 | -31119 | -31405 |
| c) AJK Government | 918 | 2532 | -1461 | -2451 |
| d) Gilgit-Baltistan | -19954 | -19542 | -19893 | -18344 |
| ii. Others | -13239 | -13509 | -13842 | -11614 |
| 2. Credit to Non-Govt. Sector (i+ii+iii) | 549104 | 595159 | 626947 | 623494 |
| i. Claims on Scheduled Banks(a+b+c+d+e) | 556025 | 601921 | 633034 | 629418 |
| a. Agriculture Sector | 1032 | 1075 | 1069 | 1046 |
| b. Industrial Sector | 116584 | 117474 | 122457 | 126698 |
| c. Export Sector | 269256 | 314215 | 340309 | 348622 |
| d. Housing Sector | - | - | - | - |
| e. Others | 169153 | 169156 | 169198 | 153052 |
| ii. Claims on NBFIs | 17323 | 17482 | 18157 | 18320 |
| iii. PSEs Special A/c Debt Repayment with SBP/PSPC* | -24244 | -24244 | -24244 | -24244 |
| 3. Other Items (Net) | -134224 | -1323140 | -1195249 | 702631 |
| Reserve Money (RM) (A+B) | 5453668 | 5400270 | 5758480 | 5652153 |

Contd.

6.1 Reserve Money

(Million Rupees)

| Components | 2019 | | | |
|--|----------|----------|----------|---------|
| | Jan., | Feb | Mar., | Apr., |
| A. Currency in Circulation | 4661317 | 4744980 | 4737499 | 4777295 |
| B. Cash in Tills | 204315 | 208243 | 222883 | 260271 |
| C. Other Deposits with SBP1 | 27198 | 27732 | 27394 | 34102 |
| D. Bank Deposits | 856933 | 753885 | 827854 | 900946 |
| Reserve Money (A+B+C+D) | 5749763 | 5734840 | 5815630 | 5972614 |
| Factor Affecting Reserve Money (RM) | | | | |
| A. Net Foreign Assets | -676683 | -699644 | -489888 | -731396 |
| B. Net Domestic Assets (1+2+3) | 6426446 | 6434484 | 6305518 | 6704009 |
| 1. Net Govt. Sector Borrowing (i+ii) | 7426595 | 5088828 | 7046140 | 6806908 |
| i. Borrowings for Budgetary Support | 7438798 | 5100893 | 7058307 | 6818131 |
| a) Federal Government | 7684425 | 5389241 | 7374746 | 7142627 |
| of which deposits with SBP | -86024 | -2358940 | -38057 | -534982 |
| b) Provincial Government | -226533 | -261951 | -285982 | -298825 |
| Balochistan | -31198 | -39814 | -37828 | -33879 |
| Khyber Pakhtunkhwa | -49449 | -52759 | -57845 | -57729 |
| Punjab | -109040 | -135712 | -161584 | -174203 |
| Sindh | -36846 | -33666 | -28724 | -33014 |
| c) AJK Government | -1755 | -6759 | -5686 | -4079 |
| d) Gilgit-Baltistan | -17340 | -19638 | -24772 | -21593 |
| ii. Others | -12203 | -12065 | -12167 | -11223 |
| 2. Credit to Non-Govt. Sector (i+ii+iii) | 642342 | 649540 | 656252 | 663368 |
| i. Claims on Scheduled Banks(a+b+c+d+e) | 648354 | 655271 | 662021 | 669162 |
| a. Agriculture Sector | 998 | 997 | 1142 | 1127 |
| b. Industrial Sector | 129695 | 133966 | 139322 | 141632 |
| c. Export Sector | 364608 | 370399 | 375909 | 380747 |
| d. Housing Sector | - | - | - | - |
| e. Others | 153054 | 149909 | 145647 | 145657 |
| ii. Claims on NBFIs | 18232 | 18513 | 18475 | 18450 |
| iii. PSEs Special A/c Debt Repayment | -24244 | -24244 | -24244 | -24244 |
| with SBP/PSPC* | | | | |
| 3. Other Items (Net) | -1642491 | 696116 | -1396874 | -766267 |
| Reserve Money (RM) (A+B) | 5749763 | 5734840 | 5815630 | 5972613 |

Contd.

6.1 Reserve Money

(Million Rupees)

| Components | 2019 | | | | |
|--|---------|----------|----------|----------|----------|
| | May, | Jun., | Jul., | Aug., | Sept., |
| A. Currency in Circulation | 5031826 | 4950039 | 5195738 | 5296959 | 5239183 |
| B. Cash in Tills | 389234 | 343516 | 279642 | 296602 | 286217 |
| C. Other Deposits with SBP1 | 33777 | 33636 | 34027 | 33913 | 34530 |
| D. Bank Deposits | 871139 | 1246239 | 856730 | 881990 | 806124 |
| Reserve Money (A+B+C+D) | 6325976 | 6573430 | 6366137 | 6509464 | 6366054 |
| Factor Affecting Reserve Money (RM) | | | | | |
| A. Net Foreign Assets | -895922 | -1127963 | -1017752 | -898552 | -909517 |
| B. Net Domestic Assets (1+2+3) | 7221899 | 7701392 | 7383888 | 7408014 | 7275570 |
| 1. Net Govt. Sector Borrowing (i+ii) | 6179840 | 6676532 | 5390873 | 6245102 | 5088751 |
| i. Borrowings for Budgetary Support | 6194713 | 6692752 | 5407427 | 6262318 | 5105867 |
| a) Federal Government | 6453541 | 6834157 | 5643979 | 6583310 | 5472495 |
| of which deposits with SBP | -821625 | -967305 | -2230570 | -1388612 | -2584405 |
| b) Provincial Government | -226707 | -127135 | -215816 | -295658 | -341461 |
| Balochistan | -36336 | -19072 | -21240 | -38776 | -50590 |
| Khyber Pakhtunkhwa | -37336 | -16983 | -30164 | -48343 | -58395 |
| Punjab | -121768 | -70339 | -123955 | -161654 | -177370 |
| Sindh | -31266 | -20741 | -40457 | -46885 | -55107 |
| c) AJK Government | -10450 | -97 | -4883 | -8314 | -7836 |
| d) Gilgit-Baltistan | -21671 | -14174 | -15853 | -17020 | -17331 |
| ii. Others | -14873 | -16220 | -16554 | -17216 | -17116 |
| 2. Credit to Non-Govt. Sector (i+ii+iii) | 673791 | 687457 | 687332 | 584853 | 666845 |
| i. Claims on Scheduled Banks(a+b+c+d+e) | 679479 | 692855 | 692828 | 589982 | 672538 |
| a. Agriculture Sector | 1122 | 1279 | 1277 | 1336 | 1380 |
| b. Industrial Sector | 146930 | 150030 | 151466 | 155247 | 157937 |
| c. Export Sector | 385760 | 386842 | 395587 | 287534 | 381386 |
| d. Housing Sector | - | - | - | - | - |
| e. Others | 145666 | 154704 | 144498 | 145865 | 131835 |
| ii. Claims on NBFIs | 18556 | 18846 | 18748 | 19115 | 18551 |
| iii. PSEs Special A/c Debt Repayment with SBP/PSPC* | -24244 | -24244 | -24244 | -24244 | -24244 |
| 3. Other Items (Net) | 368268 | 337403 | 1305683 | 578059 | 1519974 |
| Reserve Money (RM) (A+B) | 6325977 | 6573429 | 6366136 | 6509462 | 6366053 |

P Provisional

Source: State Bank Of Pakistan.

Note: 1. Excluding IMF A/c Nos. 1&2, SAF loan account, counterpart funds, deposits of foreign central banks, foreign govts. International organizations and deposit money banks.

i. Data is based on weekly returns. The quarterly data covers the period up to the last working day of the month and others months data up to the last working day of last week.

ii. Compilation of M I Based on weekly data has been discontinued and being compiled on monthly basis given in Table 2.1. The comparison of weekly and monthly compilation methodologies is available link, <http://www.sbp.org.pk/ecodata.asp>.

iii. Data from 30 June 2013 onward is revised on account of reclassification of SBP accounts.

* Includes investment of Rs. 100,149 million in Pakistan Security Printing Corporation (PSPC).

7. PRICE

53

7.1 Price Indices (General) with Percentage Change

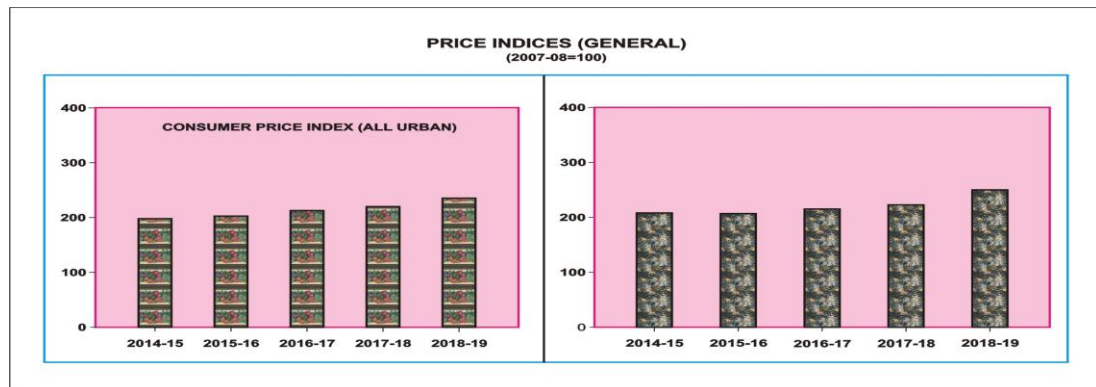
| | Consumer price index (National) | | Consumer price index (all urban) | | Consumer price index (all rural) | | Wholesale Price Index | |
|--|---------------------------------|-----------------------------------|----------------------------------|-----------------------------------|----------------------------------|-----------------------------------|-----------------------|-----------------------------------|
| | index | Annual/monthly rate of change (%) | index | Annual/monthly rate of change (%) | index | Annual/monthly rate of change (%) | index | Annual/monthly rate of change (%) |

(2007-08 = 100)

| | | | | | | | | |
|---------|--------|------|---|---|---|---|--------|-------|
| 2014-15 | 198.16 | 4.53 | - | - | - | - | 209.85 | -0.30 |
| 2015-16 | 203.82 | 2.86 | - | - | - | - | 207.65 | -1.05 |
| 2016-17 | 212.29 | 4.16 | - | - | - | - | 216.02 | 4.03 |
| 2017-18 | 220.62 | 3.92 | - | - | - | - | 223.52 | 3.47 |
| 2018-19 | 236.81 | 7.34 | - | - | - | - | 250.28 | 11.97 |

(2015-16 = 100)

| | | | | | | | | | |
|------|------|--------|------|--------|------|--------|------|--------|------|
| 2019 | Jul | 123.86 | 1.83 | 124.95 | 1.98 | 122.22 | 1.60 | 138.66 | 3.05 |
| | Aug | 125.89 | 1.64 | 126.77 | 1.46 | 124.56 | 1.91 | 140.39 | 1.25 |
| | Sept | 126.86 | 0.77 | 127.72 | 1.46 | 125.55 | 1.91 | 140.49 | 0.07 |



7.2 Combined Sensitive Price Indicator (SPI) by Quantile

| Year/Month | Quantile | | | | | |
|------------|----------|-----|-----|-----|-----|----------|
| | Q.1 | Q.2 | Q.3 | Q.4 | Q.5 | Combined |

(2007-08=100)

| | | | | | | |
|-----------|--------|--------|--------|--------|--------|--------|
| 2014 - 15 | 204.66 | 210.75 | 213.79 | 215.40 | 212.95 | 212.61 |
| 2015 - 16 | 207.35 | 214.44 | 215.92 | 219.76 | 216.77 | 216.09 |
| 2016 - 17 | 210.59 | 218.51 | 219.34 | 224.11 | 221.13 | 220.12 |
| 2017 - 18 | 212.44 | 220.56 | 222.20 | 226.97 | 225.03 | 223.58 |
| 2018 - 19 | 223.35 | 232.51 | 234.35 | 245.59 | 249.87 | 240.94 |

(2015-16 = 100)

| | | | | | | | |
|------|------|--------|--------|--------|--------|--------|--------|
| 2019 | Jul | 122.81 | 118.56 | 121.28 | 119.12 | 123.24 | 128.50 |
| | Aug | 126.15 | 121.84 | 124.48 | 122.27 | 126.19 | 123.85 |
| | Sept | 128.51 | 124.12 | 126.70 | 124.38 | 127.78 | 125.72 |

7.3.1 Combined Urban Consumer Price Index Numbers by Commodity Groups

| Year/ month | General | Food & Non - Alcoholic Beverages | Alcoholic Beverages Tobacco | Clothing & Footwear | Housing water, Elec, Gas Fuels | H. hold Equip & Repair, Maintai- nance | Health |
|-------------|---------|--|-----------------------------------|------------------------|-----------------------------------|--|--------|
|-------------|---------|--|-----------------------------------|------------------------|-----------------------------------|--|--------|

(2007-08=100)

| | | | | | | | |
|---------|--------|--------|--------|--------|--------|--------|--------|
| 2014-15 | 198.16 | 217.32 | 269.93 | 213.82 | 174.93 | 208.68 | 176.19 |
| 2015-16 | 203.82 | 219.42 | 329.25 | 224.18 | 183.90 | 217.38 | 182.69 |
| 2016-17 | 212.29 | 226.59 | 368.88 | 233.36 | 192.91 | 223.90 | 201.82 |
| 2017-18 | 220.62 | 232.95 | 310.09 | 244.45 | 202.50 | 233.06 | 218.13 |
| 2018-19 | 236.81 | 242.62 | 345.33 | 260.88 | 221.07 | 251.44 | 235.29 |

(2015-16 = 100)

| | | | | | | | | |
|------|------|--------|--------|--------|--------|--------|--------|--------|
| 2019 | Jul | 124.95 | 118.77 | 141.67 | 121.60 | 127.20 | 122.28 | 133.63 |
| | Aug | 126.77 | 123.19 | 141.93 | 123.36 | 127.15 | 123.05 | 133.97 |
| | Sept | 127.72 | 125.97 | 142.24 | 123.86 | 126.98 | 123.78 | 134.58 |

| Year/ month | Transport | Communi- cation | Recreation & Culture | Education | Restau & Hotels | Miscellne-ous goods & services |
|-------------|-----------|--------------------|----------------------------|-----------|-----------------|-----------------------------------|
|-------------|-----------|--------------------|----------------------------|-----------|-----------------|-----------------------------------|

| | | | | | | |
|---------|--------|--------|--------|--------|--------|--------|
| 2014-15 | 187.22 | 130.09 | 190.29 | 196.40 | 244.58 | 221.13 |
| 2015-16 | 174.25 | 130.56 | 194.20 | 213.02 | 256.79 | 228.22 |
| 2016-17 | 172.93 | 131.79 | 196.31 | 235.65 | 269.92 | 240.23 |
| 2017-18 | 182.18 | 133.26 | 200.24 | 264.79 | 285.88 | 254.99 |
| 2018-19 | 211.50 | 141.29 | 215.90 | 289.97 | 302.04 | 276.48 |

| | | | | | | | |
|------|------|--------|--------|--------|--------|--------|--------|
| 2019 | Jul | 141.72 | 107.80 | 115.31 | 143.47 | 122.67 | 127.23 |
| | Aug | 144.36 | 107.84 | 116.23 | 143.62 | 123.22 | 128.97 |
| | Sept | 142.32 | 107.88 | 116.63 | 144.16 | 124.01 | 130.90 |

7.3.2 Combined Rural Price Index Numbers by Commodity Groups

| Year/ Month | General | Food and non-alcoholic Beverages | Alcoholic Beverages, Tobacco | Clothing and footwear | Housing, water, Elec., Gas and other fuels | Furnishing and household equipment maintenance | Health |
|-------------|---------|----------------------------------|------------------------------|-----------------------|--|--|--------|
|-------------|---------|----------------------------------|------------------------------|-----------------------|--|--|--------|

(2015-16 = 100)

| | | | | | | | | |
|------|------|--------|--------|--------|--------|--------|--------|--------|
| 2019 | Jul | 122.22 | 119.15 | 125.43 | 126.75 | 119.99 | 119.09 | 129.98 |
| | Aug | 124.56 | 122.83 | 125.83 | 128.27 | 120.36 | 120.77 | 131.74 |
| | Sept | 125.55 | 125.24 | 126.72 | 128.76 | 120.06 | 121.91 | 132.33 |

| Year/ Month | Transport | Communication | Recreation and culture | Education | Restaurants and hotels | Misc. goods and services |
|-------------|-----------|---------------|------------------------|-----------|------------------------|--------------------------|
|-------------|-----------|---------------|------------------------|-----------|------------------------|--------------------------|

(2015-16 = 100)

| | | | | | | | |
|------|------|--------|--------|--------|--------|--------|--------|
| 2019 | Jul | 139.88 | 104.43 | 118.92 | 131.93 | 124.47 | 124.79 |
| | Aug | 142.48 | 104.60 | 119.33 | 132.50 | 126.91 | 128.13 |
| | Sept | 139.97 | 104.60 | 119.71 | 132.50 | 127.06 | 129.24 |

**7.4.1 Annexure A:CPI (Urban) Index Numbers by Commodity Groups & Commodities
(2015-16=100)**

| Item and Specification | Weight | Index Numbers | | | % Change in Sept., 2019 over | |
|--------------------------------------|----------------|---------------|---------------|-----------------|---------------------------------|--------------|
| | | Sept.,2019 | Aug., 2019 | Sept.,2018 | Aug., 2019 | Sept.,2018 |
| General | 100 | 127.72 | 126.77 | 114.49 + | 0.75 + | 11.56 |
| Food and non-alcoholic Bevera | 30.4215 | 125.97 | 123.19 | 108.27 + | 2.26 + | 16.35 |
| 1 Wheat | 0.612 | 110.14 | 108.06 | 100.02 + | 1.92 + | 10.12 |
| 2 Wheat flour | 3.0075 | 113.19 | 109.66 | 100.82 + | 3.22 + | 12.27 |
| 3 Wheat products | 0.0936 | 113.03 | 112.56 | 104.11 + | 0.42 + | 8.57 |
| 4 Besan | 0.083 | 109.74 | 109.49 | 101.67 + | 0.23 + | 7.94 |
| 5 Rice | 1.1804 | 127.78 | 127.33 | 122.29 + | 0.35 + | 4.49 |
| 6 Bakery and confectionary | 0.477 | 120.07 | 117.16 | 107.26 + | 2.48 + | 11.94 |
| 7 Nimco | 0.1224 | 115.67 | 115.5 | 108.99 + | 0.15 + | 6.13 |
| 8 Meat | 2.0411 | 137.72 | 136.89 | 122.26 + | 0.61 + | 12.65 |
| 9 Chicken | 1.3631 | 139.26 | 145.7 | 77.63 - | 4.42 + | 79.39 |
| 10 Fish | 0.3855 | 121 | 121.83 | 107.59 - | 0.68 + | 12.46 |
| 11 Milk fresh | 7.107 | 117.63 | 114.39 | 109.95 + | 2.83 + | 6.98 |
| 12 Milk products | 0.6407 | 122.55 | 117 | 113.07 + | 4.74 + | 8.38 |
| 13 Milk powder | 0.3106 | 120.92 | 119.17 | 109.07 + | 1.47 + | 10.86 |
| 14 Eggs | 0.5083 | 110.13 | 112.79 | 109.9 - | 2.36 + | 0.21 |
| 15 Butter | 0.0932 | 139.46 | 136.56 | 110.57 + | 2.12 + | 26.13 |
| 16 Mustard oil | 0.012 | 111.34 | 111.36 | 105.44 - | 0.02 + | 5.6 |
| 17 Cooking oil | 1.1016 | 128.25 | 127.53 | 106.61 + | 0.56 + | 20.3 |
| 18 Vegetable ghee | 1.0324 | 128.23 | 126.59 | 108.37 + | 1.3 + | 18.33 |
| 19 Dry fruits | 0.3299 | 118.02 | 117.74 | 107.91 + | 0.24 + | 9.37 |
| 20 Fresh fruits | 1.4363 | 111.38 | 117.99 | 104.42 - | 5.6 + | 6.67 |
| 21 Pulse masoor | 0.1624 | 86.61 | 85.66 | 76.36 + | 1.11 + | 13.42 |
| 22 Pulse moong | 0.1697 | 106.47 | 105.67 | 72.54 + | 0.76 + | 46.77 |
| 23 Pulse mash | 0.1152 | 76.01 | 75.72 | 58.65 + | 0.38 + | 29.6 |
| 24 Pulse gram | 0.166 | 108.32 | 106.81 | 97.75 + | 1.41 + | 10.81 |
| 25 Gram whohe | 0.0912 | 118.1 | 117.64 | 117 + | 0.39 + | 0.94 |
| 26 Beans | 0.0408 | 111.39 | 111.12 | 101.65 + | 0.24 + | 9.58 |
| 27 Potatoes | 0.4496 | 162.25 | 157.28 | 119.02 + | 3.16 + | 36.32 |
| 28 Onions | 0.5928 | 178.32 | 160.85 | 85.44 + | 10.86 + | 108.71 |
| 29 Tomatoes | 0.3459 | 128.05 | 135.99 | 150.75 - | 5.84 - | 15.06 |
| 30 Fresh vegetables | 1.5306 | 159.12 | 137.43 | 124.54 + | 15.78 + | 27.77 |
| 31 Sugar | 1.113 | 120.31 | 120.07 | 87.86 + | 0.2 + | 36.93 |
| 32 Gur | 0.0379 | 125.25 | 123.81 | 98.21 + | 1.16 + | 27.53 |
| 33 Honey | 0.1017 | 115.65 | 113.38 | 108.39 + | 2 + | 6.7 |
| 34 Sweetmeat | 0.3535 | 134.3 | 130.71 | 121.2 + | 2.75 + | 10.81 |
| 35 Ice cream | 0.1044 | 122.31 | 119.23 | 109.12 + | 2.58 + | 12.09 |
| 36 Condiments and Spices | 1.334 | 141.84 | 139.73 | 117.75 + | 1.51 + | 20.46 |
| 37 Dessert preparation | 0.0419 | 112.76 | 112.62 | 105.76 + | 0.12 + | 6.62 |
| 38 Tea | 0.8427 | 138.85 | 128.39 | 119.31 + | 8.15 + | 16.38 |
| 39 Beverages | 0.8906 | 120.77 | 118.97 | 109.06 + | 1.51 + | 10.74 |
| Alcoholic Beverages, Tobacco | 0.854 | 142.24 | 141.93 | 110.51 + | 0.22 + | 28.71 |
| 40 Cigarettes | 0.7167 | 134.41 | 134.35 | 97.42 + | 0.04 + | 37.97 |
| 41 Pan prepared | 0.1373 | 183.12 | 181.46 | 178.86 + | 0.91 + | 2.38 |
| Clothing and footwear | 8.0096 | 123.86 | 123.36 | 113.67 + | 0.41 + | 8.96 |
| 42 Cotton cloth | 2.2227 | 125.93 | 124.77 | 110.59 + | 0.93 + | 13.87 |
| 43 Woolen cloth | 0.8361 | 115.36 | 115.35 | 108.23 + | 0.01 + | 6.59 |
| 44 Readymade garments | 1.3196 | 126.24 | 126.21 | 119.87 + | 0.02 + | 5.31 |
| 45 Woolen readymade garments | 0.4307 | 115.98 | 115.81 | 108.52 + | 0.15 + | 6.87 |
| 46 Tailoring | 1.0741 | 130.09 | 129.07 | 124.58 + | 0.79 + | 4.42 |
| 47 Hosiry | 0.407 | 123.72 | 123.52 | 116.18 + | 0.16 + | 6.49 |
| 48 Dopatta | 0.1713 | 115.36 | 114.86 | 109.42 + | 0.44 + | 5.43 |
| 49 Cleaning and laundring | 0.0665 | 126.74 | 126.08 | 116.73 + | 0.52 + | 8.58 |
| 50 Footware | 1.4816 | 122.09 | 122.07 | 109.07 + | 0.02 + | 11.94 |
| Housing, water, Elec., Gas an | 27.0332 | 126.98 | 127.15 | 117.19 - | 0.13 + | 8.35 |
| 51 House rent | 19.2558 | 126.65 | 126.65 | 118.96 + | 0 + | 6.46 |

Contd.

**7.4.1 Annexure A:CPI (Urban) Index Numbers by Commodity Groups & Commodities
(2015-16=100)**

| Item and Specification | Weight | Index Numbers | | | % Change in Sept., 2019 over | |
|--------------------------------------|---------------|---------------|---------------|-----------------|---------------------------------|--------------|
| | | Sept.,2019 | Aug., 2019 | Sept.,2018 | Aug., 2019 | Sept.,2018 |
| 52 Construction input items | 0.3765 | 137.95 | 136.74 | 115.96 + | 0.88 + | 18.96 |
| 53 Construction wage rates | 0.2025 | 142.68 | 142.04 | 130.04 + | 0.45 + | 9.72 |
| 54 Water supply | 0.5269 | 122.55 | 122.55 | 118.59 + | 0 + | 3.34 |
| 55 Garbage collection | 0.1064 | 145.54 | 145.38 | 143.43 + | 0.11 + | 1.47 |
| 56 Electricity charges | 4.5562 | 107.18 | 108.25 | 108.47 - | 0.99 - | 1.19 |
| 57 Gas charges | 1.0807 | 216.94 | 216.94 | 101.07 + | 0 + | 114.64 |
| 58 Liquified Hydrocarbons | 0.5064 | 127.07 | 128.04 | 161.05 - | 0.76 - | 21.1 |
| 59 Solid Fuel | 0.4218 | 109.22 | 108.75 | 105.68 + | 0.43 + | 3.35 |
| Furnishing and household equi | 4.0937 | 123.78 | 123.05 | 110.04 + | 0.59 + | 12.49 |
| 60 Furniture and furnishing | 0.475 | 120.94 | 120.43 | 112.33 + | 0.42 + | 7.66 |
| 61 Carpets | 0.0308 | 107.34 | 107.32 | 104.53 + | 0.02 + | 2.69 |
| 62 Household textiles | 0.342 | 122.73 | 122.53 | 113.28 + | 0.16 + | 8.34 |
| 63 Household equipments | 1.0032 | 123.08 | 121.61 | 111.62 + | 1.21 + | 10.27 |
| 64 Plastic products | 0.0536 | 114.78 | 114.39 | 110.15 + | 0.34 + | 4.2 |
| 65 Major tools & equipments | 0.0084 | 118.29 | 117.82 | 112.73 + | 0.4 + | 4.93 |
| 66 Washing soap/detergents/match | 1.4112 | 123.58 | 122.93 | 109.05 + | 0.53 + | 13.32 |
| 67 Household servant | 0.7695 | 128.63 | 128.31 | 107.12 + | 0.25 + | 20.08 |
| Health | 2.3098 | 134.58 | 133.97 | 121.13 + | 0.46 + | 11.1 |
| 68 Drugs and medicines | 1.0735 | 132.04 | 131.84 | 113.68 + | 0.15 + | 16.15 |
| 69 Therapeutic Appliances and Eq | 0.0054 | 106.62 | 106.58 | 106.29 + | 0.04 + | 0.31 |
| 70 Doctor (MBBS) clinic fee | 0.4044 | 160.75 | 157.92 | 138.77 + | 1.79 + | 15.84 |
| 71 Dental services | 0.0156 | 115.43 | 115.3 | 116.84 + | 0.11 - | 1.21 |
| 72 Medical tests | 0.2367 | 121.27 | 121.34 | 115.34 - | 0.06 + | 5.14 |
| 73 Hospitals services | 0.5742 | 127.14 | 127.04 | 125.27 + | 0.08 + | 1.49 |
| Transport | 6.1368 | 142.32 | 144.36 | 120 - | 1.41 + | 18.6 |
| 74 Motor vehicles | 0.8097 | 145.22 | 144.24 | 119.81 + | 0.68 + | 21.21 |
| 75 Motor vehicle accessories | 0.1941 | 122.59 | 122.32 | 100.37 + | 0.22 + | 22.14 |
| 76 Motor fuel | 2.9088 | 157.35 | 162.6 | 129 - | 3.23 + | 21.98 |
| 77 Mechanical services | 0.429 | 126.04 | 121.22 | 110.82 + | 3.98 + | 13.73 |
| 78 Motor vehicle tax | 0.0482 | 126.72 | 126.72 | 105.82 + | 0 + | 19.75 |
| 79 Transport services | 1.747 | 122.55 | 122.65 | 109.93 - | 0.08 + | 11.48 |
| Communication | 2.3536 | 107.88 | 107.84 | 102.18 + | 0.04 + | 5.58 |
| 80 Postal services | 0.019 | 147.05 | 147.05 | 145.98 + | 0 + | 0.73 |
| 81 Communication apparatus | 0.4524 | 116.98 | 116.73 | 104.79 + | 0.21 + | 11.63 |
| 82 Communication Services | 1.8822 | 105.3 | 105.3 | 101.11 + | 0 + | 4.14 |
| Recreation and culture | 1.7301 | 116.63 | 116.23 | 108.25 + | 0.34 + | 7.74 |
| 83 Recreation and culture | 0.6478 | 108.1 | 108.11 | 106.12 - | 0.01 + | 1.87 |
| 84 Text books | 0.6655 | 117.03 | 116.83 | 106.2 + | 0.17 + | 10.2 |
| 85 Newspapers | 0.0716 | 151.55 | 151.55 | 120 + | 0 + | 26.29 |
| 86 stationery | 0.3452 | 124.6 | 122.97 | 113.73 + | 1.33 + | 9.56 |
| Education | 4.8807 | 144.16 | 143.62 | 135.48 + | 0.38 + | 6.41 |
| 87 Education | 4.8807 | 144.16 | 143.62 | 135.48 + | 0.38 + | 6.41 |
| Restaurants and hotels | 7.405 | 124.01 | 123.22 | 118.08 + | 0.64 + | 5.02 |
| 88 Readymade food | 5.5235 | 123.72 | 122.67 | 116.35 + | 0.86 + | 6.33 |
| 89 Marriage Hall Charges | 1.7514 | 125.79 | 125.79 | 124.05 + | 0 + | 1.4 |
| 90 Accommodation Services | 0.1301 | 112.11 | 112.07 | 111.31 + | 0.04 + | 0.72 |
| Misc. goods and services | 4.772 | 130.9 | 128.97 | 115.78 + | 1.5 + | 13.06 |
| 91 Personal Grooming Services | 0.8001 | 122.93 | 122.08 | 114.86 + | 0.7 + | 7.03 |
| 92 Electrical Appliances for Per | 0.0465 | 115.76 | 115.37 | 113.93 + | 0.34 + | 1.61 |
| 93 Appliances/Articles/Products | 2.9807 | 122.96 | 120.74 | 110.92 + | 1.84 + | 10.85 |
| 94 Personal Effects n.e.c. | 0.9447 | 163.46 | 161.43 | 131.97 + | 1.26 + | 23.86 |

7.4.2 Annexure A:CPI (Rural) Index Numbers by Commodity Groups & Commodities (2015-16=100)

| Item and Specification | Weight | Index Numbers | | | % Change in Sept., 2019 over | | | |
|--------------------------------------|----------------|---------------|---------------|---------------|---------------------------------|-------------|----------|---------------|
| | | Sept.,2019 | Aug., 2019 | Sept.,2018 | Aug., 2019 | Sept.,2018 | | |
| <i>General</i> | <i>100</i> | <i>125.55</i> | <i>124.56</i> | <i>113.01</i> | <i>+</i> | <i>0.79</i> | <i>+</i> | <i>11.1</i> |
| <i>Food and non-alcoholic Bevera</i> | <i>40.8668</i> | <i>125.24</i> | <i>122.83</i> | <i>108.66</i> | | <i>1.96</i> | <i>+</i> | <i>15.26</i> |
| 1 Wheat | 3.4736 | 109.8 | 107.49 | 99.54 | + | 2.15 | + | 10.31 |
| 2 Wheat Flour | 3.4297 | 112.65 | 109.67 | 99.82 | + | 2.72 | + | 12.85 |
| 3 Wheat Products | 0.1068 | 115.01 | 114.05 | 109.86 | + | 0.84 | + | 4.69 |
| 4 Besan | 0.0728 | 112.23 | 112.39 | 106.21 | - | 0.14 | + | 5.67 |
| 5 Rice | 1.5501 | 153.98 | 153.15 | 142.64 | + | 0.54 | + | 7.95 |
| 6 Bakery and Confectionary | 0.3702 | 117.18 | 116.38 | 108.64 | + | 0.69 | + | 7.86 |
| 7 Nimco | 0.0774 | 114.42 | 113.42 | 107.36 | + | 0.88 | + | 6.58 |
| 8 Meat | 1.7146 | 138.59 | 137.04 | 124.21 | + | 1.13 | + | 11.58 |
| 9 Chicken | 1.4641 | 138.02 | 139.22 | 84.43 | - | 0.86 | + | <u>63.47</u> |
| 10 Fish | 0.264 | 121.76 | 122.71 | 105.12 | - | 0.77 | + | 15.83 |
| 11 Milk fresh | 10.3803 | 120.96 | 118.71 | 112.77 | + | 1.9 | + | 7.26 |
| 12 Milk products | 0.9624 | 122.76 | 120.6 | 114.41 | + | 1.79 | + | 7.3 |
| 13 Milk powder | 0.1062 | 116.05 | 115.26 | 100.62 | + | 0.69 | + | 15.33 |
| 14 Eggs | 0.5665 | 108.77 | 110.13 | 108.87 | - | 1.23 | - | 0.09 |
| 15 Butter | 0.3333 | 121.46 | 120.95 | 113.48 | + | 0.42 | + | 7.03 |
| 16 Mustard oil | 0.0136 | 119.43 | 117.35 | 109.64 | + | 1.77 | + | 8.93 |
| 17 Cooking oil | 0.6011 | 133.66 | 132.59 | 110.25 | + | 0.81 | + | 21.23 |
| 18 Vegetable ghee | 2.3764 | 134.81 | 132.32 | 115.12 | + | 1.88 | + | 17.1 |
| 19 Dry fruits | 0.2496 | 126.17 | 125.57 | 119.43 | + | 0.48 | + | 5.64 |
| 20 Fresh fruits | 1.4505 | 108 | 118.58 | 97.53 | - | 8.92 | + | 10.74 |
| 21 Pulse Masoor | 0.2076 | 85.74 | 86.17 | 76.03 | - | 0.5 | + | 12.77 |
| 22 Pulse Moong | 0.251 | 111.26 | 111.78 | 74.9 | - | 0.47 | + | 48.54 |
| 23 Pulse Mash | 0.1465 | 76.26 | 77.98 | 60.47 | - | 2.21 | + | 26.11 |
| 24 Pulse Gram | 0.2751 | 108.08 | 106.71 | 97.32 | + | 1.28 | + | 11.06 |
| 25 Gram Whole | 0.1116 | 116.23 | 116.01 | 118.9 | + | 0.19 | - | 2.25 |
| 26 Beans | 0.0896 | 122.98 | 120.87 | 113.7 | + | 1.75 | + | 8.16 |
| 27 Potatoes | 0.7437 | 167.49 | 168.07 | 124.92 | - | 0.35 | + | 34.08 |
| 28 Onions | 0.8965 | 165.39 | 149.31 | 81.75 | + | 10.77 | + | <u>102.31</u> |
| 29 Tomatoes | 0.5069 | 110.39 | 118.96 | 135.24 | - | 7.2 | - | 18.37 |
| 30 Fresh Vegetables | 2.0947 | 142.94 | 122.92 | 119.03 | + | 16.29 | + | 20.09 |
| 31 Sugar | 2.0296 | 122.14 | 122.67 | 88.35 | - | 0.43 | + | 38.25 |
| 32 Gur | 0.1522 | 132.68 | 129.03 | 95.92 | + | 2.83 | + | 38.32 |
| 33 Honey | 0.0296 | 119.02 | 118.92 | 112.75 | + | 0.08 | + | 5.56 |
| 34 Sweetmeat | 0.3967 | 121.23 | 120.71 | 110.16 | + | 0.43 | + | 10.05 |
| 35 Ice Cream | 0.0568 | 119.16 | 119.16 | 109.12 | + | 0 | + | 9.2 |
| 36 Condiments and Spices | 1.4919 | 124.22 | 124.73 | 109.3 | - | 0.41 | + | 13.65 |
| 37 Dessert Preparation | 0.0133 | 111.15 | 110.93 | 104.81 | + | 0.2 | + | 6.05 |
| 38 Tea | 1.2566 | 134.36 | 126.28 | 116.59 | + | 6.4 | + | 15.24 |
| 39 Beverages | 0.5537 | 121.73 | 121.03 | 107.57 | + | 0.58 | + | 13.16 |
| <i>Alcoholic Beverages, Tobacco</i> | <i>1.2786</i> | <i>126.72</i> | <i>125.83</i> | <i>96.42</i> | <i>+</i> | <i>0.71</i> | <i>+</i> | <i>31.43</i> |
| 40 Cigarettes | 1.2364 | 126.02 | 125.14 | 94.89 | + | 0.7 | + | 32.81 |
| 41 Pan Prepared | 0.0422 | 147.22 | 146.13 | 141.17 | + | 0.75 | + | 4.29 |
| <i>Clothing and footwear</i> | <i>9.4826</i> | <i>128.76</i> | <i>128.27</i> | <i>118.23</i> | <i>+</i> | <i>0.38</i> | <i>+</i> | <i>8.91</i> |
| 42 Cotton Cloth | 2.8381 | 137.02 | 136.44 | 123.9 | + | 0.43 | + | 10.59 |
| 43 Woolen Cloth | 1.0959 | 121.43 | 121.01 | 112.44 | + | 0.35 | + | 8 |
| 44 Readymade Garments | 1.1345 | 126.8 | 126.7 | 114.39 | + | 0.08 | + | 10.85 |
| 45 Woolen Readymade Garments | 0.5401 | 119.69 | 119.69 | 117.46 | + | 0 | + | 1.9 |
| 46 Tailoring | 1.2999 | 131.38 | 130.79 | 124.11 | + | 0.45 | + | 5.86 |
| 47 Hosiry | 0.4322 | 141.28 | 138.04 | 122.47 | + | 2.35 | + | 15.36 |
| 48 Dopatta | 0.2078 | 121.32 | 121.3 | 112.07 | + | 0.02 | + | 8.25 |
| 49 Cleaning and Laundering | 0.0176 | 118.36 | 117.7 | 112.35 | + | 0.56 | + | 5.35 |
| 50 Footware | 1.9165 | 120.72 | 120.62 | 111.4 | + | 0.08 | + | 8.37 |

Contd.

**7.4.2 Annexure A:CPI (Rural) Index Numbers by Commodity Groups & Commodities
(2015-16=100)**

| Item and Specification | Weight | Index Numbers | | | % Change in Sept., 2019 over | | |
|--------------------------------------|----------------|---------------|---------------|---------------|---------------------------------|---------------|--------------|
| | | Sept.,2019 | Aug., 2019 | Sept.,2018 | Aug., 2019 | Sept.,2018 | |
| <i>Housing, water, Elec., Gas an</i> | <i>18.4853</i> | <i>120.06</i> | <i>120.36</i> | <i>116.8</i> | - | <i>0.25 +</i> | <i>2.79</i> |
| 51 House Rent | 8.611 | 125.99 | 125.99 | 119.41 | + | 0 + | 5.51 |
| 52 Construction Input Items | 0.6306 | 114.3 | 114.41 | 109.63 | - | 0.1 + | 4.26 |
| 53 Construction Wage Rates | 0.2526 | 140.49 | 139.75 | 127.31 | + | 0.53 + | 10.35 |
| 54 Water Supply | 0.0645 | 154 | 154 | 121.1 | + | 0 + | 27.17 |
| 55 Garbage Collection | 0.008 | 132.21 | 132.05 | 130.71 | + | 0.12 + | 1.15 |
| 56 Electricity Charges | 3.4431 | 107.18 | 108.25 | 108.47 | - | 0.99 - | 1.19 |
| 57 Liquified Hydrocarbons | 0.9994 | 122.78 | 125.18 | 142.88 | - | 1.92 - | 14.07 |
| 58 Solid Fuel | 4.4761 | 117.1 | 116.98 | 112.7 | + | 0.1 + | 3.9 |
| <i>Furnishing and household equi</i> | <i>4.1031</i> | <i>121.91</i> | <i>120.77</i> | <i>110.28</i> | <i>+</i> | <i>0.94 +</i> | <i>10.55</i> |
| 59 Furniture and Furnishing | 0.5786 | 122.7 | 121.54 | 112.74 | + | 0.95 + | 8.83 |
| 60 Household Textiles | 0.4382 | 119.42 | 118.96 | 111.61 | + | 0.39 + | 7 |
| 61 Household Equipments | 1.2774 | 129.23 | 127.48 | 114.89 | + | 1.37 + | 12.48 |
| 62 Plastic Products | 0.0776 | 132.36 | 129.62 | 119.37 | + | 2.11 + | 10.88 |
| 63 Major Tools and Equipments | 0.0324 | 113.51 | 113.51 | 111.1 | + | 0 + | 2.17 |
| 64 Washing Soaps, Detergents and | 1.6989 | 116.46 | 115.65 | 105.19 | + | 0.7 + | 10.71 |
| <i>Health</i> | <i>3.5141</i> | <i>132.33</i> | <i>131.74</i> | <i>117.89</i> | <i>+</i> | <i>0.45 +</i> | <i>12.25</i> |
| 65 Drugs and Medicines | 1.5792 | 133.08 | 132.64 | 116.11 | + | 0.33 + | 14.62 |
| 66 Doctor Clinic Fee | 0.5128 | 147.94 | 145.2 | 126.34 | + | 1.89 + | 17.1 |
| 67 Dental Services | 0.0181 | 112.95 | 112.95 | 108.6 | + | 0 + | 4.01 |
| 68 Medical Tests | 0.3967 | 133.92 | 133.92 | 118.33 | + | 0 + | 13.18 |
| 69 Hospitals Services | 1.0073 | 122.95 | 122.95 | 116.38 | + | 0 + | 5.65 |
| <i>Transport</i> | <i>5.558</i> | <i>139.97</i> | <i>142.48</i> | <i>120.28</i> | <i>-</i> | <i>1.76 +</i> | <i>16.37</i> |
| 70 Motor Vehicles | 0.7305 | 126.34 | 125.73 | 107.47 | + | 0.49 + | 17.56 |
| 71 Motor Vehicles Accessories | 0.1572 | 128.77 | 127.92 | 107.93 | + | 0.66 + | 19.31 |
| 72 Motor Fuels | 2.4932 | 156.23 | 162 | 128.62 | - | 3.56 + | 21.47 |
| 73 Mechanical Services | 0.3645 | 146.72 | 146.72 | 139.34 | + | 0 + | 5.3 |
| 74 Motor Vehicle Tax | 0.0174 | 127.98 | 127.98 | 108.58 | + | 0 + | 17.87 |
| 75 Transport Services | 1.7952 | 122.66 | 122.74 | 111.24 | - | 0.07 + | 10.27 |
| <i>Communication</i> | <i>1.994</i> | <i>104.6</i> | <i>104.6</i> | <i>102.5</i> | <i>+</i> | <i>0 +</i> | <i>2.05</i> |
| 76 Postal Services | 0.007 | 149.43 | 149.43 | 113.57 | + | 0 + | 31.58 |
| 77 Communication Apparatus | 0.3362 | 118.27 | 118.27 | 112.24 | + | 0 + | 5.37 |
| 78 Communication Services | 1.6508 | 101.63 | 101.63 | 100.47 | + | 0 + | 1.15 |
| <i>Recreation and culture</i> | <i>1.3764</i> | <i>119.71</i> | <i>119.33</i> | <i>110.83</i> | <i>+</i> | <i>0.32 +</i> | <i>8.01</i> |
| 79 Recreation and Culture | 0.4763 | 122.19 | 121.67 | 112.37 | + | 0.43 + | 8.74 |
| 80 Text Books | 0.5047 | 110.12 | 109.63 | 102.04 | + | 0.45 + | 7.92 |
| 81 Newspapers | 0.023 | 161.68 | 161.68 | 121.26 | + | 0 + | 33.33 |
| 82 Stationery | 0.3724 | 126.95 | 126.88 | 120.12 | + | 0.06 + | 5.69 |
| <i>Education</i> | <i>2.1342</i> | <i>132.5</i> | <i>132.5</i> | <i>125.8</i> | <i>+</i> | <i>0 +</i> | <i>5.33</i> |
| 83 Education | 2.1342 | 132.5 | 132.5 | 125.8 | + | 0 + | 5.33 |
| <i>Restaurants and hotels</i> | <i>6.1895</i> | <i>127.06</i> | <i>126.91</i> | <i>117.51</i> | <i>+</i> | <i>0.12 +</i> | <i>8.13</i> |
| 84 Readymade Food | 3.8001 | 128.65 | 128.4 | 119.31 | + | 0.19 + | 7.83 |
| 85 Marriage Hall Charges | 2.2525 | 125.92 | 125.92 | 115.44 | + | 0 + | 9.08 |
| 86 Accommodation Services | 0.1369 | 101.59 | 101.59 | 101.59 | + | 0 + | 0 |
| <i>Misc. goods and services</i> | <i>5.0174</i> | <i>129.24</i> | <i>128.13</i> | <i>113.46</i> | <i>+</i> | <i>0.87 +</i> | <i>13.91</i> |
| 87 Personal Grooming Services | 1.5363 | 130.04 | 129.57 | 117.72 | + | 0.36 + | 10.47 |
| 88 Appliances/Articles/Products | 2.2746 | 115.28 | 114.47 | 107.55 | + | 0.71 + | 7.19 |
| 89 Personal Effects n.e.c. | 1.2065 | 154.52 | 152.07 | 119.17 | + | 1.61 + | 29.66 |

7.5.1 Combined CPI Numbers by Expenditure Quintiles and Commodity Groups (2015-16=100) Sep 2019

| Expenditure Quintiles | General | Food and non-alcoholic Beverages | Alcoholic Beverages, Tobacco | Clothing and footwear | Housing, water, Elec., Gas and other fuels | Furnishing & household equipment maintenance | Health | Transport | Communication | Recreation and culture | Education | Restaurants and hotels | Misc. goods and services |
|-----------------------|---------|----------------------------------|------------------------------|-----------------------|--|--|--------|-----------|---------------|------------------------|-----------|------------------------|--------------------------|
|-----------------------|---------|----------------------------------|------------------------------|-----------------------|--|--|--------|-----------|---------------|------------------------|-----------|------------------------|--------------------------|

All Urban Combined

| | | | | | | | | | | | | | |
|------------------------|--------|--------|--------|--------|--------|--------|--------|--------|--------|--------|--------|--------|--------|
| Aggregate | 127.72 | 125.97 | 142.24 | 123.86 | 126.98 | 123.78 | 134.58 | 142.32 | 107.88 | 116.63 | 144.16 | 124.01 | 130.90 |
| Expenditure Quintile 1 | 124.39 | 126.24 | 137.61 | 124.19 | 119.13 | 121.73 | 135.11 | 131.61 | 101.60 | 115.25 | 138.99 | 125.16 | 125.16 |
| Expenditure Quintile 2 | 124.88 | 126.15 | 138.85 | 124.13 | 120.67 | 121.91 | 134.46 | 136.01 | 101.62 | 115.17 | 139.91 | 125.09 | 125.40 |
| Expenditure Quintile 3 | 126.86 | 126.11 | 140.26 | 124.14 | 128.38 | 121.99 | 134.54 | 137.50 | 102.48 | 115.18 | 140.00 | 124.91 | 126.15 |
| Expenditure Quintile 4 | 126.98 | 125.96 | 143.09 | 124.00 | 127.61 | 122.49 | 134.37 | 139.38 | 104.24 | 115.70 | 140.25 | 124.83 | 127.04 |
| Expenditure Quintile 5 | 129.43 | 125.88 | 143.79 | 123.68 | 130.42 | 124.49 | 134.63 | 143.79 | 110.11 | 117.44 | 145.52 | 123.61 | 133.87 |

7.5.2 Combined CPI Numbers by Expenditure Quintiles and Commodity Groups (2015-16=100) Sep 2019

| Expenditure Quintiles | General | Food and non-alcoholic Beverages | Alcoholic Beverages, Tobacco | Clothing and footwear | Housing, water, Elec., Gas and other fuels | Furnishing & household equipment maintenance | Health | Transport | Communication | Recreation and culture | Education | Restaurants and hotels | Misc. goods and services |
|-----------------------|---------|----------------------------------|------------------------------|-----------------------|--|--|--------|-----------|---------------|------------------------|-----------|------------------------|--------------------------|
|-----------------------|---------|----------------------------------|------------------------------|-----------------------|--|--|--------|-----------|---------------|------------------------|-----------|------------------------|--------------------------|

All Rural Combined

| | | | | | | | | | | | | | |
|------------------------|--------|--------|--------|--------|--------|--------|--------|--------|--------|--------|--------|--------|--------|
| Aggregate | 125.55 | 125.24 | 126.72 | 128.76 | 120.06 | 121.91 | 132.33 | 139.97 | 104.60 | 119.71 | 132.50 | 127.06 | 129.24 |
| Expenditure Quintile 1 | 124.86 | 125.45 | 127.59 | 129.01 | 118.69 | 120.20 | 133.88 | 137.41 | 102.54 | 119.73 | 133.46 | 127.85 | 124.67 |
| Expenditure Quintile 2 | 124.78 | 125.19 | 125.48 | 129.19 | 118.59 | 120.70 | 133.51 | 139.06 | 102.46 | 119.67 | 132.89 | 127.67 | 123.95 |
| Expenditure Quintile 3 | 124.88 | 125.12 | 124.46 | 128.94 | 118.39 | 121.25 | 133.53 | 140.61 | 103.22 | 120.23 | 132.56 | 127.42 | 124.56 |
| Expenditure Quintile 4 | 125.06 | 125.18 | 126.48 | 128.62 | 118.52 | 121.61 | 132.31 | 139.94 | 103.93 | 120.01 | 132.40 | 127.26 | 126.09 |
| Expenditure Quintile 5 | 127.34 | 125.29 | 130.03 | 128.24 | 123.93 | 123.47 | 130.53 | 140.44 | 107.82 | 119.07 | 132.30 | 126.30 | 138.90 |

7.6 Index Numbers of Wholesale Prices by Commodity Groups

| Year / month | General | Agriculture & Forestry Product | Forestry Fishery Product | Others & Minerals electricity gas & water | Food product Beverages & tobacco Textile Apparel & Leather Product | Other transportable Goods | Metal product Machinery & Equipment |
|--------------|---------|--------------------------------|--------------------------|---|--|---------------------------|-------------------------------------|
|--------------|---------|--------------------------------|--------------------------|---|--|---------------------------|-------------------------------------|

(2007-08=100)

| | | | | | | |
|---------|--------|--------|--------|--------|--------|--------|
| 2014-15 | 209.85 | 220.56 | 245.47 | 206.76 | 197.12 | 172.72 |
| 2015-16 | 207.64 | 226.43 | 244.24 | 213.58 | 171.21 | 171.46 |
| 2016-17 | 216.02 | 248.00 | 242.08 | 225.59 | 168.07 | 174.40 |
| 2017-18 | 223.52 | 256.03 | 242.99 | 229.91 | 184.00 | 179.14 |
| 2018-19 | 250.28 | 276.64 | 279.87 | 254.78 | 220.88 | 190.87 |

(2015-16 = 100)

| | | | | | | | |
|---------|------|--------|--------|--------|--------|--------|--------|
| 2019-20 | | | | | | | |
| | Jul | 138.66 | 128.38 | 159.32 | 126.72 | 160.42 | 127.30 |
| | Aug | 140.39 | 128.79 | 159.39 | 127.21 | 166.83 | 127.59 |
| | Sept | 140.49 | 135.04 | 159.04 | 127.57 | 159.38 | 128.66 |

7.8 Intercity Wholesale Prices of Selected Commodities

| Group/Commodity/Item Specification | Unit | City | Prices (Rs.) | | | % Change in Sept.2019 Over | |
|--|--------|------|--------------|------------|------------|----------------------------|------------|
| | | | Sept.,2019 | Aug., 2019 | Sept.,2018 | Aug., 2019 | Sept.,2018 |
| 001. Wheat | | | | | | | |
| 0111201. Wheat, (Average Quality) | 100 kg | LAH | 3433.01 | 3433.01 | 3216.58 | 0.00 | 6.73 |
| | | FAS | 3500.00 | 3500.00 | 3300.00 | 0.00 | 6.06 |
| | | RAW | 3783.26 | 3783.26 | 3316.58 | 0.00 | 14.07 |
| | | MUL | 3608.31 | 3516.59 | 3250.00 | 2.61 | 11.02 |
| | | GUJ | 3548.39 | 3548.39 | 3000.00 | 0.00 | 18.28 |
| | | SAH | 3791.21 | 3669.39 | 3208.20 | 3.32 | 18.17 |
| | | SAR | 3400.00 | 3265.32 | 3000.00 | 4.12 | 13.33 |
| | | SKT | 3625.00 | 3625.00 | 3500.00 | 0.00 | 3.57 |
| | | BPR | 3516.59 | 3383.31 | 3233.31 | 3.94 | 8.76 |
| | | KSR | 3499.82 | 3499.82 | 3132.98 | 0.00 | 11.71 |
| | | KAR | 4000.00 | 3850.00 | 3700.00 | 3.90 | 8.11 |
| | | HYD | 3900.00 | 3520.00 | 3400.00 | 10.80 | 14.71 |
| | | SKR | 3500.00 | 3250.00 | 3250.00 | 7.69 | 7.69 |
| | | LRK | 3127.81 | 3127.81 | 3100.00 | 0.00 | 0.90 |
| | | MPK | 3500.00 | 3200.00 | 2875.00 | 9.38 | 21.74 |
| | | NWB | 3433.01 | 3366.33 | 3200.00 | 1.98 | 7.28 |
| | | PSH | 3600.00 | 3500.00 | 3000.00 | 2.86 | 20.00 |
| | | BNU | 3897.48 | 3681.48 | 3373.28 | 5.87 | 15.54 |
| 002. Maize | | | | | | | |
| 0112201. Maize, (Average Quality) | 40 kg | LAH | 1216.44 | 1216.44 | 1132.37 | 0.00 | 7.42 |
| | | FAS | 1014.78 | 1014.78 | 1563.91 | 0.00 | -35.11 |
| | | RAW | 1733.17 | 1633.16 | 1183.27 | 6.12 | 46.47 |
| | | SAR | 2332.86 | 2332.86 | 2032.79 | 0.00 | 14.76 |
| | | KSR | 861.77 | 861.77 | 1082.33 | 0.00 | -20.38 |
| | | KAR | 2464.90 | 2264.74 | 1664.07 | 8.84 | 48.12 |
| | | HYD | 1332.51 | 1232.45 | 1062.66 | 8.12 | 25.39 |
| | | PSH | 1320.00 | 1320.00 | 1370.00 | 0.00 | -3.65 |
| | | BNU | 1571.56 | 1571.56 | 1360.00 | 0.00 | 15.56 |
| | | QTA | 1462.59 | 1462.59 | 1462.59 | 0.00 | 0.00 |
| 003. Rice | | | | | | | |
| 0113201. Rice Basmati, (Super Quality) | 50 kg | LAH | 6365.97 | 5833.14 | 5791.37 | 9.13 | 9.92 |
| | | FAS | 5582.10 | 5582.10 | 5081.98 | 0.00 | 9.84 |
| | | RAW | 7349.89 | 7283.30 | 6708.27 | 0.91 | 9.56 |
| | | MUL | 5728.37 | 5728.37 | 5020.75 | 0.00 | 14.09 |
| | | GUJ | 6400.00 | 6400.00 | 5371.69 | 0.00 | 19.14 |
| | | SKT | 6500.00 | 6500.00 | 5500.00 | 0.00 | 18.18 |
| | | KAR | 8582.53 | 8163.31 | 7332.39 | 5.14 | 17.05 |
| | | HYD | 8000.00 | 7332.39 | 6791.41 | 9.10 | 17.80 |
| | | MPK | 7750.00 | 7750.00 | 7000.00 | 0.00 | 10.71 |
| | | PSH | 6187.00 | 6150.00 | 5291.34 | 0.60 | 16.93 |
| | | QTA | 8248.38 | 8248.38 | 5912.06 | 0.00 | 39.52 |
| 0113202. Rice Basmati, Broken, (Average Quality) | 50 kg | LAH | 2916.08 | 2916.08 | 3166.12 | 0.00 | -7.90 |
| | | RAW | 4166.40 | 4104.23 | 4020.73 | 1.51 | 3.62 |
| | | GUJ | 3200.00 | 3200.00 | 3000.00 | 0.00 | 6.67 |
| | | SAH | 3865.53 | 3659.31 | 2732.93 | 5.64 | 41.44 |
| | | SKT | 2600.00 | 2600.00 | 2500.00 | 0.00 | 4.00 |
| | | BPR | 2916.08 | 2791.05 | 2791.05 | 4.48 | 4.48 |
| | | KSR | 2916.08 | 2916.08 | 3041.10 | 0.00 | -4.11 |
| | | KAR | 4081.66 | 3831.55 | 3216.58 | 6.53 | 26.89 |
| | | HYD | 3831.55 | 3831.55 | 3750.00 | 0.00 | 2.17 |
| | | SKR | 2750.00 | 2750.00 | 2500.00 | 0.00 | 10.00 |
| | | LRK | 3265.32 | 3265.32 | 3265.32 | 0.00 | 0.00 |
| | | MPK | 3000.00 | 3000.00 | 2937.50 | 0.00 | 2.13 |
| | | PSH | 3250.00 | 3250.00 | 2957.74 | 0.00 | 9.88 |
| | | BNU | 2432.88 | 2432.88 | 2500.00 | 0.00 | -2.68 |
| | | QTA | 4497.04 | 4497.04 | 3659.31 | 0.00 | 22.89 |
| 0113203. Rice Irri-9, Punjab | 50 kg | LAH | 2457.62 | 2415.96 | 2540.99 | 1.72 | -3.28 |
| | | FAS | 3291.14 | 3291.14 | 2937.50 | 0.00 | 12.04 |

Contd.

7.8 Intercity Wholesale Prices of Selected Commodities

| Group/Commodity/Item Specification | Unit | City | Prices (Rs.) | | | % Change in Sept.2019 Over | |
|---|-------|------|--------------|------------|------------|----------------------------|------------|
| | | | Sept.,2019 | Aug., 2019 | Sept.,2018 | Aug., 2019 | Sept.,2018 |
| | | RAW | 3000.00 | 2979.19 | 2770.68 | 0.70 | 8.28 |
| | | SAR | 2332.86 | 2332.86 | 2916.08 | 0.00 | -20.00 |
| | | QTA | 3496.19 | 3496.19 | 1902.92 | 0.00 | 83.73 |
| 0113204. Rice Irri-6, Sindh | 50 kg | KAR | 2532.90 | 2532.90 | 2132.82 | 0.00 | 18.76 |
| | | HYD | 2540.99 | 2330.42 | 2304.16 | 9.04 | 10.28 |
| | | SKR | 2250.00 | 2250.00 | 2000.00 | 0.00 | 12.50 |
| | | LRK | 2250.00 | 2250.00 | 1700.00 | 0.00 | 32.35 |
| | | NWB | 2233.21 | 2116.54 | 2000.00 | 5.51 | 11.66 |
| | | PSH | 2750.00 | 2750.00 | 2562.50 | 0.00 | 7.32 |
| | | QTA | 3446.13 | 3446.13 | 1701.40 | 0.00 | 102.55 |
| 004. Sorghum / Jowar | | | | | | | |
| 0114201. Jowar, (Average Quality) | 40 kg | LAH | 2232.84 | 1932.77 | 1532.62 | 15.53 | 45.69 |
| | | FAS | 1864.34 | 1732.70 | 1393.16 | 7.60 | 33.82 |
| | | SAR | 1816.51 | 1816.51 | 1532.62 | 0.00 | 18.52 |
| | | KAR | 3065.24 | 3065.24 | 1546.21 | 0.00 | 98.24 |
| | | HYD | 2500.00 | 2064.56 | 2064.56 | 21.09 | 21.09 |
| | | PSH | 3100.00 | 3100.00 | 1550.00 | 0.00 | 100.00 |
| 005. Millet / Bajra | | | | | | | |
| 0118201. Bajra, (Average Quality) | 40 kg | LAH | 1532.62 | 1716.51 | 1700.00 | -10.71 | -9.85 |
| | | FAS | 1316.46 | 1664.07 | 1566.49 | -20.89 | -15.96 |
| | | SAR | 1866.52 | 1866.52 | 1700.00 | 0.00 | 9.80 |
| | | KAR | 1826.28 | 1826.28 | 1839.14 | 0.00 | -0.70 |
| | | HYD | 1432.57 | 1730.70 | 1760.00 | -17.23 | -18.60 |
| | | PSH | 2000.00 | 2000.00 | 1800.00 | 0.00 | 11.11 |
| 006. Vegetables | | | | | | | |
| 0122201. Cucumber (Kheera), (Average Quality) | 40 kg | LAH | 1632.66 | 925.91 | 1493.21 | 76.33 | 9.34 |
| | | FAS | 1320.77 | 1320.77 | 2125.32 | 0.00 | -37.86 |
| | | RAW | 1972.97 | 1972.97 | 1773.23 | 0.00 | 11.26 |
| | | MUL | 2125.32 | 2125.32 | 1664.07 | 0.00 | 27.72 |
| | | GUJ | 2000.00 | 2000.00 | 2400.00 | 0.00 | -16.67 |
| | | SAR | 4579.98 | 2086.65 | 2086.65 | 119.49 | 119.49 |
| | | SKT | 2400.00 | 2332.00 | 2400.00 | 2.92 | 0.00 |
| | | KAR | 2464.90 | 1463.72 | 861.77 | 68.40 | 186.03 |
| | | HYD | 2200.00 | 2131.20 | 1000.00 | 3.23 | 120.00 |
| | | SKR | 2400.00 | 2000.00 | 1600.00 | 20.00 | 50.00 |
| | | PSH | 5000.00 | 1400.00 | 1600.00 | 257.14 | 212.50 |
| | | BNU | 1400.00 | 1062.66 | 1800.00 | 31.74 | -22.22 |
| | | QTA | 1610.50 | 1430.68 | 1811.79 | 12.57 | -11.11 |
| 0122401. Tomatoes, (Average Quality) | 40 kg | LAH | 1632.66 | 1432.57 | 1632.66 | 13.97 | 0.00 |
| | | FAS | 1632.66 | 2125.32 | 1723.55 | -23.18 | -5.27 |
| | | RAW | 1949.57 | 1949.57 | 2516.56 | 0.00 | -22.53 |
| | | MUL | 1316.46 | 1232.45 | 1723.55 | 6.82 | -23.62 |
| | | GUJ | 2400.00 | 2400.00 | 2400.00 | 0.00 | 0.00 |
| | | SAH | 2849.71 | 1898.24 | 2783.23 | 50.12 | 2.39 |
| | | SAR | 1246.63 | 2880.00 | 2843.33 | -56.71 | -56.16 |
| | | SKT | 2400.00 | 2000.00 | 2400.00 | 20.00 | 0.00 |
| | | BPR | 1946.30 | 1811.79 | 2266.36 | 7.42 | -14.12 |
| | | KAR | 1864.34 | 1263.27 | 1719.08 | 47.58 | 8.45 |
| | | HYD | 1062.66 | 616.22 | 2000.00 | 72.45 | -46.87 |
| | | SKR | 2000.00 | 1400.00 | 2160.00 | 42.86 | -7.41 |
| | | LRK | 2800.00 | 2000.00 | 2000.00 | 40.00 | 40.00 |
| | | MPK | 800.00 | 1062.66 | 1400.00 | -24.72 | -42.86 |
| | | PSH | 1591.62 | 1898.24 | 1840.00 | -16.15 | -13.50 |
| | | BNU | 1400.00 | 1062.66 | 1600.00 | 31.74 | -12.50 |
| | | QTA | 1071.33 | 1071.33 | 1251.12 | 0.00 | -14.37 |
| 0123201. Peas (Matar), (Average Quality) | 40 kg | LAH | 3065.24 | 3065.24 | 0.00 | 0.00 | ----- |
| | | FAS | 6375.95 | 4639.11 | 0.00 | 37.44 | ----- |
| | | RAW | 7479.93 | 7026.64 | 0.00 | 6.45 | ----- |
| | | GUJ | 6000.00 | 6000.00 | 0.00 | 0.00 | ----- |

Contd.

7.8 Intercity Wholesale Prices of Selected Commodities

| Group/Commodity/Item Specification | Unit | City | Prices (Rs.) | | | % Change in Sept.2019 Over | |
|--|-------|------|--------------|------------|------------|----------------------------|------------|
| | | | Sept.,2019 | Aug., 2019 | Sept.,2018 | Aug., 2019 | Sept.,2018 |
| | | SKT | 8000.00 | 5840.00 | 0.00 | 36.99 | ----- |
| | | PSH | 5079.68 | 6400.00 | 0.00 | -20.63 | ----- |
| | | BNU | 3200.00 | 0.00 | 0.00 | ----- | ----- |
| | | QTA | 6878.06 | 4479.01 | 0.00 | 53.56 | ----- |
| 0124102. Carrot (Gajar), (Average Quality) | 40 kg | FAS | 1723.55 | 1723.55 | 0.00 | 0.00 | ----- |
| | | RAW | 1559.66 | 0.00 | 0.00 | ----- | ----- |
| | | GUJ | 1600.00 | 1600.00 | 0.00 | 0.00 | ----- |
| | | SAR | 2486.65 | 2486.65 | 0.00 | 0.00 | ----- |
| | | SKT | 1732.48 | 1732.48 | 0.00 | 0.00 | ----- |
| | | KAR | 2264.74 | 2927.44 | 0.00 | -22.64 | ----- |
| | | SKR | 2200.00 | 2000.00 | 0.00 | 10.00 | ----- |
| | | PSH | 1930.98 | 0.00 | 0.00 | ----- | ----- |
| | | QTA | 3191.25 | 3191.25 | 0.00 | 0.00 | ----- |
| 0124201. Garlic (Lehsun), (Average Quality) | 40 kg | LAH | 7066.04 | 6633.17 | 1832.73 | 6.53 | 285.55 |
| | | FAS | 8163.31 | 7162.85 | 2927.44 | 13.97 | 178.85 |
| | | RAW | 7899.58 | 8099.59 | 3098.92 | -2.47 | 154.91 |
| | | SAR | 10766.64 | 9600.00 | 3859.90 | 12.15 | 178.94 |
| | | SKT | 10400.00 | 10400.00 | 4000.00 | 0.00 | 160.00 |
| | | KAR | 6930.80 | 6930.80 | 2865.14 | 0.00 | 141.90 |
| | | HYD | 6162.24 | 7162.85 | 2600.00 | -13.97 | 137.01 |
| | | SKR | 6400.00 | 6400.00 | 2000.00 | 0.00 | 220.00 |
| | | PSH | 8400.00 | 9194.20 | 3200.00 | -8.64 | 162.50 |
| | | QTA | 8331.22 | 8331.22 | 4062.19 | 0.00 | 105.09 |
| 0124301. Onions (Piaz), Dry, (Average Quality) | 40 kg | LAH | 2232.84 | 1532.62 | 826.61 | 45.69 | 170.12 |
| | | FAS | 2125.32 | 2125.32 | 1034.13 | 0.00 | 105.52 |
| | | RAW | 2766.26 | 1766.03 | 1366.62 | 56.64 | 102.42 |
| | | MUL | 2400.00 | 1832.73 | 958.38 | 30.95 | 150.42 |
| | | GUJ | 2400.00 | 2000.00 | 1200.00 | 20.00 | 100.00 |
| | | SAH | 2783.23 | 1563.91 | 983.05 | 77.97 | 183.12 |
| | | SAR | 2529.96 | 2529.96 | 1034.13 | 0.00 | 144.65 |
| | | SKT | 3200.00 | 2800.00 | 1600.00 | 14.29 | 100.00 |
| | | BPR | 2571.28 | 1546.21 | 1133.18 | 66.30 | 126.91 |
| | | KSR | 2232.84 | 1864.34 | 756.61 | 19.77 | 195.11 |
| | | KAR | 2865.14 | 2064.56 | 745.74 | 38.78 | 284.20 |
| | | HYD | 2264.74 | 2032.79 | 766.31 | 11.41 | 195.54 |
| | | SKR | 1600.00 | 1600.00 | 800.00 | 0.00 | 100.00 |
| | | LRK | 3065.24 | 2000.00 | 1263.27 | 53.26 | 142.64 |
| | | MPK | 2600.00 | 1400.00 | 700.00 | 85.71 | 271.43 |
| | | NWB | 2400.00 | 1632.66 | 1232.45 | 47.00 | 94.73 |
| | | PSH | 2400.00 | 1698.04 | 1200.00 | 41.34 | 100.00 |
| | | BNU | 2200.00 | 2000.00 | 1129.24 | 10.00 | 94.82 |
| | | QTA | 1471.87 | 1872.18 | 1251.12 | -21.38 | 17.64 |
| 0124901. Raddish (Mooli), (Average Quality) | 40 kg | RAW | 1466.54 | 0.00 | 1613.31 | ----- | -9.10 |
| | | SAR | 6266.62 | 0.00 | 1269.31 | ----- | 393.70 |
| | | SKT | 1600.00 | 0.00 | 1600.00 | ----- | 0.00 |
| 0124902. Lady Finger (Bhindi), (Average Quality) | 40 kg | LAH | 2032.79 | 1232.45 | 2400.00 | 64.94 | -15.30 |
| | | FAS | 1320.77 | 1320.77 | 2125.32 | 0.00 | -37.86 |
| | | RAW | 2159.75 | 1439.63 | 2173.25 | 50.02 | -0.62 |
| | | MUL | 2064.56 | 1491.47 | 2264.74 | 38.42 | -8.84 |
| | | SKT | 3200.00 | 2000.00 | 3200.00 | 60.00 | 0.00 |
| | | KAR | 4529.49 | 2927.44 | 1664.07 | 54.73 | 172.19 |
| | | SKR | 2800.00 | 1400.00 | 2000.00 | 100.00 | 40.00 |
| | | PSH | 1930.98 | 1297.43 | 2560.00 | 48.83 | -24.57 |
| | | BNU | 2000.00 | 1600.00 | 2000.00 | 25.00 | 0.00 |
| | | QTA | 3676.37 | 3676.37 | 3652.56 | 0.00 | 0.65 |
| 0124903. Tinda, (Average Quality) | 40 kg | LAH | 2832.94 | 2232.84 | 1493.21 | 26.88 | 89.72 |
| | | FAS | 2125.32 | 2125.32 | 3728.68 | 0.00 | -43.00 |
| | | RAW | 2119.75 | 1939.93 | 2493.26 | 9.27 | -14.98 |

Contd.

7.8 Intercity Wholesale Prices of Selected Commodities

| Group/Commodity/Item Specification | Unit | City | Prices (Rs.) | | | % Change in Sept.2019 Over | |
|---|----------|------|--------------|------------|------------|----------------------------|------------|
| | | | Sept.,2019 | Aug., 2019 | Sept.,2018 | Aug., 2019 | Sept.,2018 |
| | | MUL | 5200.00 | 3044.67 | 3728.68 | 70.79 | 39.46 |
| | | SKT | 5600.00 | 2800.00 | 4000.00 | 100.00 | 40.00 |
| | | KAR | 3728.68 | 3328.13 | 1664.07 | 12.04 | 124.07 |
| | | SKR | 1800.00 | 1800.00 | 2400.00 | 0.00 | -25.00 |
| | | MPK | 3000.00 | 3000.00 | 800.00 | 0.00 | 275.00 |
| | | PSH | 1800.00 | 1730.70 | 2400.00 | 4.00 | -25.00 |
| 0124904. Brinjal (Baingun), (Average Quality) | 40 kg | LAH | 1432.57 | 1226.10 | 1093.17 | 16.84 | 31.05 |
| | | FAS | 1062.66 | 1062.66 | 915.77 | 0.00 | 16.04 |
| | | MUL | 1600.00 | 1159.31 | 1263.27 | 38.01 | 26.66 |
| | | SAR | 1280.00 | 1286.63 | 893.28 | -0.52 | 43.29 |
| | | SKT | 1600.00 | 1165.70 | 800.00 | 37.26 | 100.00 |
| | | KAR | 2125.32 | 1320.77 | 825.82 | 60.92 | 157.36 |
| | | SKR | 1400.00 | 1000.00 | 640.00 | 40.00 | 118.75 |
| | | MPK | 1000.00 | 1000.00 | 769.81 | 0.00 | 29.90 |
| | | PSH | 1500.00 | 1200.00 | 1200.00 | 25.00 | 25.00 |
| | | BNU | 1000.00 | 1000.00 | 1200.00 | 0.00 | -16.67 |
| | | QTA | 1430.68 | 1672.03 | 1010.62 | -14.43 | 41.56 |
| 0124905. Bottle Gourd (Loki), (Average Quality) | 40 kg | LAH | 1632.66 | 1226.10 | 1013.16 | 33.16 | 61.15 |
| | | FAS | 915.77 | 915.77 | 1320.77 | 0.00 | -30.66 |
| | | RAW | 1893.24 | 1839.71 | 1773.23 | 2.91 | 6.77 |
| | | KAR | 2665.03 | 2125.32 | 1062.66 | 25.39 | 150.79 |
| | | HYD | 2064.56 | 1400.00 | 1000.00 | 47.47 | 106.46 |
| | | SKR | 1800.00 | 1200.00 | 1200.00 | 50.00 | 50.00 |
| | | PSH | 1500.00 | 1329.88 | 960.00 | 12.79 | 56.25 |
| | | BNU | 1200.00 | 1200.00 | 1200.00 | 0.00 | 0.00 |
| 0124906. Bitter Gourd (Karela), (Average Quality) | 40 kg | LAH | 2032.79 | 1173.18 | 1573.22 | 73.27 | 29.21 |
| | | FAS | 2927.44 | 2125.32 | 3328.13 | 37.74 | -12.04 |
| | | RAW | 2519.79 | 1279.58 | 3146.44 | 96.92 | -19.92 |
| | | SAR | 3640.00 | 2046.64 | 2906.65 | 77.85 | 25.23 |
| | | KAR | 4529.49 | 3328.13 | 2119.25 | 36.10 | 113.73 |
| | | HYD | 3265.32 | 3000.00 | 1800.00 | 8.84 | 81.41 |
| | | SKR | 2800.00 | 2800.00 | 2000.00 | 0.00 | 40.00 |
| | | PSH | 2000.00 | 1400.00 | 1200.00 | 42.86 | 66.67 |
| | | BNU | 2000.00 | 1600.00 | 2000.00 | 25.00 | 0.00 |
| 007. Fresh Fruits | | | | | | | |
| 0131201. Banana (Kela), (Average Quality) | 10 Dozen | LAH | 550.00 | 516.14 | 493.31 | 6.56 | 11.49 |
| | | FAS | 466.08 | 516.14 | 330.19 | -9.70 | 41.16 |
| | | RAW | 566.53 | 659.95 | 586.59 | -14.16 | -3.42 |
| | | MUL | 531.33 | 664.94 | 516.14 | -20.09 | 2.94 |
| | | GUJ | 500.00 | 500.00 | 400.00 | 0.00 | 25.00 |
| | | SKT | 520.00 | 650.00 | 400.00 | -20.00 | 30.00 |
| | | BPR | 600.00 | 700.00 | 500.00 | -14.29 | 20.00 |
| | | KAR | 416.02 | 416.02 | 243.29 | 0.00 | 71.00 |
| | | HYD | 416.02 | 486.58 | 480.00 | -14.50 | -13.33 |
| | | SKR | 500.00 | 550.00 | 400.00 | -9.09 | 25.00 |
| | | MPK | 400.00 | 416.02 | 315.82 | -3.85 | 26.65 |
| | | PSH | 500.00 | 524.60 | 500.00 | -4.69 | 0.00 |
| 0131603. Mangoes (Aam), Chonsa, (Average Quality) | 40 kg | LAH | 3449.64 | 4233.07 | 0.00 | -18.51 | ----- |
| | | FAS | 3447.10 | 3447.10 | 0.00 | 0.00 | ----- |
| | | RAW | 3899.15 | 3866.38 | 0.00 | 0.85 | ----- |
| | | MUL | 3447.10 | 3933.05 | 0.00 | -12.36 | ----- |
| | | KAR | 3265.32 | 4250.63 | 0.00 | -23.18 | ----- |
| 0131701. Papaya (Papeeta), (Average Quality) | 40 kg | LAH | 3864.64 | 3633.03 | 3800.00 | 6.38 | 1.70 |
| | | KAR | 2526.54 | 2526.54 | 3589.27 | 0.00 | -29.61 |
| | | HYD | 3200.00 | 3200.00 | 3200.00 | 0.00 | 0.00 |
| | | MPK | 3400.00 | 3500.00 | 2200.00 | -2.86 | 54.55 |
| 0133001. Grapes (Angoor), (Average Quality) | 40 kg | LAH | 5265.83 | 4865.76 | 7233.18 | 8.22 | -27.20 |
| | | RAW | 5099.35 | 5499.39 | 5533.13 | -7.27 | -7.84 |

Contd.

7.8 Intercity Wholesale Prices of Selected Commodities

| Group/Commodity/Item Specification | Unit | City | Prices (Rs.) | | | % Change in Sept.2019 Over | |
|---|-------|------|--------------|------------|------------|----------------------------|------------|
| | | | Sept.,2019 | Aug., 2019 | Sept.,2018 | Aug., 2019 | Sept.,2018 |
| | | KAR | 3728.68 | 3728.68 | 3728.68 | 0.00 | 0.00 |
| | | HYD | 5129.93 | 7318.61 | 4000.00 | -29.91 | 28.25 |
| | | SKR | 6400.00 | 6800.00 | 4800.00 | -5.88 | 33.33 |
| | | PSH | 4000.00 | 4800.00 | 4000.00 | -16.67 | 0.00 |
| 0135101. Apple, (Average Quality) | 40 kg | QTA | 3596.29 | 4196.82 | 3127.81 | -14.31 | 14.98 |
| | | LAH | 4665.72 | 5865.91 | 4633.09 | -20.46 | 0.70 |
| | | RAW | 3649.77 | 4066.39 | 2733.23 | -10.25 | 33.53 |
| | | MUL | 3328.13 | 3328.13 | 3728.68 | 0.00 | -10.74 |
| | | KAR | 2125.32 | 2125.32 | 1864.34 | 0.00 | 14.00 |
| | | HYD | 2532.90 | 2600.00 | 2000.00 | -2.58 | 26.65 |
| | | SKR | 2800.00 | 2800.00 | 2800.00 | 0.00 | 0.00 |
| | | PSH | 4662.78 | 5049.83 | 2800.00 | -7.66 | 66.53 |
| 0135102. Apple, (Super Quality) | 40 kg | QTA | 4797.22 | 5597.62 | 3127.81 | -14.30 | 53.37 |
| | | LAH | 7666.09 | 9066.18 | 8400.00 | -15.44 | -8.74 |
| | | RAW | 7932.77 | 7932.77 | 6866.50 | 0.00 | 15.53 |
| | | KAR | 4250.63 | 4250.63 | 3265.32 | 0.00 | 30.17 |
| | | PSH | 5328.01 | 6000.00 | 3200.00 | -11.20 | 66.50 |
| 0135501. Peach (Aroo), (Average Quality) | 40 kg | QTA | 6798.04 | 7662.64 | 5129.93 | -11.28 | 32.52 |
| | | LAH | 4065.59 | 3265.32 | 3733.04 | 24.51 | 8.91 |
| | | RAW | 3766.37 | 3766.37 | 5733.14 | 0.00 | -34.31 |
| | | KAR | 4129.12 | 4129.12 | 2865.14 | 0.00 | 44.12 |
| | | PSH | 3098.92 | 3098.92 | 2800.00 | 0.00 | 10.68 |
| 0135901. Guava (Amrood), (Average Quality) | 40 kg | QTA | 3596.29 | 2795.23 | 3928.91 | 28.66 | -8.47 |
| | | LAH | 2432.88 | 2865.14 | 1832.73 | -15.09 | 32.75 |
| | | RAW | 3499.05 | 2733.23 | 2333.21 | 28.02 | 49.97 |
| | | MUL | 2125.32 | 2526.54 | 2592.30 | -15.88 | -18.01 |
| | | KAR | 2526.54 | 2526.54 | 2526.54 | 0.00 | 0.00 |
| | | PSH | 3899.15 | 3899.15 | 1777.00 | 0.00 | 119.42 |
| 0136101. Water Melon (Turbooz), (Average Quality) | 40 kg | LAH | 816.33 | 616.22 | 0.00 | 32.47 | ----- |
| | | KSR | 816.33 | 746.50 | 0.00 | 9.35 | ----- |
| | | HYD | 1200.00 | 0.00 | 0.00 | ----- | ----- |
| | | PSH | 1800.00 | 1500.00 | 0.00 | 20.00 | ----- |
| 0136102. Musk Melon (Khurbuza), (Average Quality) | 40 kg | QTA | 770.60 | 770.60 | 0.00 | 0.00 | ----- |
| | | LAH | 1216.44 | 1216.44 | 0.00 | 0.00 | ----- |
| | | SKT | 1216.44 | 1216.44 | 0.00 | 0.00 | ----- |
| | | KAR | 2526.54 | 2264.74 | 0.00 | 11.56 | ----- |
| | | PSH | 2000.00 | 1600.00 | 0.00 | 25.00 | ----- |
| 0136103. Sweet Melon (Sarda/Garma), (Average Quality) | 40 kg | LAH | 1732.70 | 1732.70 | 1864.34 | 0.00 | -7.06 |
| | | RAW | 1983.19 | 1983.19 | 2433.22 | 0.00 | -18.50 |
| | | KAR | 2064.56 | 1723.55 | 1864.34 | 19.79 | 10.74 |
| | | HYD | 2500.00 | 2500.00 | 2200.00 | 0.00 | 13.64 |
| 008. Dry Fruits | | | | | | | |
| 0138101. Almond Kagzi in Shell, (Average Quality) | 40 kg | LAH | 28651.40 | 28651.40 | 23000.00 | 0.00 | 24.57 |
| | | RAW | 27165.65 | 27165.65 | 21733.28 | 0.00 | 25.00 |
| | | MUL | 20327.93 | 20327.93 | 20327.93 | 0.00 | 0.00 |
| | | KAR | 28651.40 | 28651.40 | 24598.38 | 0.00 | 16.48 |
| | | HYD | 28500.00 | 28500.00 | 28665.70 | 0.00 | -0.58 |
| | | MPK | 33000.00 | 33000.00 | 26000.00 | 0.00 | 26.92 |
| | | PSH | 29200.00 | 29200.00 | 30000.00 | 0.00 | -2.67 |
| 0138401. Dry Dates (Choara), (Average Quality) | 40 kg | QTA | 19933.11 | 19933.11 | 19245.21 | 0.00 | 3.57 |
| | | LAH | 6065.94 | 6065.94 | 5265.83 | 0.00 | 15.19 |
| | | FAS | 3065.24 | 3065.24 | 2656.65 | 0.00 | 15.38 |
| | | RAW | 3833.26 | 3833.26 | 3833.26 | 0.00 | 0.00 |
| | | MUL | 5033.11 | 5033.11 | 4665.72 | 0.00 | 7.87 |
| | | KAR | 3728.68 | 3728.68 | 3388.66 | 0.00 | 10.03 |
| | | HYD | 3600.00 | 3600.00 | 2532.90 | 0.00 | 42.13 |
| | | MPK | 1600.00 | 2000.00 | 2000.00 | -20.00 | -20.00 |
| | | PSH | 3600.00 | 3600.00 | 4800.00 | 0.00 | -25.00 |

Contd.

7.8 Intercity Wholesale Prices of Selected Commodities

| Group/Commodity/Item Specification | Unit | City | Prices (Rs.) | | | % Change in Sept.2019 Over | | | |
|---|----------|--|--------------|------------|------------|----------------------------|------------|--------|--------|
| | | | Sept.,2019 | Aug., 2019 | Sept.,2018 | Aug., 2019 | Sept.,2018 | | |
| 0138501. Pistachio Without Shell, (Average Quality) | 40 kg | BNU | 4262.41 | 4262.41 | 4000.00 | 0.00 | 6.56 | | |
| | | LAH | 68660.24 | 68660.24 | 70000.00 | 0.00 | -1.91 | | |
| | | RAW | 73666.29 | 73666.29 | 71832.95 | 0.00 | 2.55 | | |
| | | MUL | 66146.33 | 66146.33 | 65306.48 | 0.00 | 1.29 | | |
| | | KAR | 113317.77 | 113317.77 | 97315.23 | 0.00 | 16.44 | | |
| | | HYD | 110400.00 | 110400.00 | 86000.00 | 0.00 | 28.37 | | |
| | | SKR | 112000.00 | 112000.00 | 82000.00 | 0.00 | 36.59 | | |
| 0138901. Coconut Dry (Narial), (Average Quality) | 40 kg | PSH | 116000.00 | 116000.00 | 52000.00 | 0.00 | 123.08 | | |
| | | QTA | 67980.39 | 67980.39 | 59303.80 | 0.00 | 14.63 | | |
| | | LAH | 13325.13 | 13325.13 | 17000.00 | 0.00 | -21.62 | | |
| | | MUL | 13666.34 | 13666.34 | 14932.15 | 0.00 | -8.48 | | |
| | | KAR | 13266.33 | 13266.33 | 13461.45 | 0.00 | -1.45 | | |
| | | HYD | 13000.00 | 12500.00 | 12632.72 | 4.00 | 2.91 | | |
| | | SKR | 12800.00 | 13600.00 | 14000.00 | -5.88 | -8.57 | | |
| 009. Cotton Seeds | 40 kg | MPK | 14000.00 | 12400.00 | 14000.00 | 12.90 | 0.00 | | |
| | | PSH | 14600.00 | 14600.00 | 16000.00 | 0.00 | -8.75 | | |
| | | 0143101. Cotton Seeds | 40 kg | FAS | 1832.73 | 1632.66 | 1532.62 | 12.25 | 19.58 |
| | | MUL | | 1358.28 | 1358.28 | 1166.43 | 0.00 | 16.45 | |
| | | SAH | | 1500.00 | 1483.14 | 1375.22 | 1.14 | 9.07 | |
| | | SAR | | 2266.54 | 2300.00 | 1966.53 | -1.45 | 15.26 | |
| | | SKT | | 2000.00 | 2000.00 | 2000.00 | 0.00 | 0.00 | |
| KSR | 1816.51 | 1816.51 | | 1666.50 | 0.00 | 9.00 | | | |
| KAR | 3328.13 | 3328.13 | | 2452.19 | 0.00 | 35.72 | | | |
| 010. Other Oil Seeds | 40 kg | HYD | 2000.00 | 2000.00 | 1800.00 | 0.00 | 11.11 | | |
| | | 0144201. Mustard Seeds (Sursoon) | 40 kg | FAS | 2766.57 | 2765.09 | 2732.93 | 0.05 | 1.23 |
| | | MUL | | 2466.59 | 2466.59 | 2649.07 | 0.00 | -6.89 | |
| | | SAH | | 2616.56 | 2616.56 | 2666.56 | 0.00 | -1.88 | |
| | | BPR | | 2816.57 | 2816.57 | 2616.56 | 0.00 | 7.64 | |
| | | KSR | | 3000.00 | 3000.00 | 2850.00 | 0.00 | 5.26 | |
| | | KAR | | 3328.13 | 3328.13 | 2746.41 | 0.00 | 21.18 | |
| HYD | 2400.00 | 2400.00 | | 2500.00 | 0.00 | -4.00 | | | |
| 011. Edible Roots / Potatoes | 40 kg | MPK | 2450.00 | 2400.00 | 2400.00 | 2.08 | 2.08 | | |
| | | NWB | 2883.24 | 2883.24 | 2132.82 | 0.00 | 35.18 | | |
| | | PSH | 3800.00 | 3800.00 | 4000.00 | 0.00 | -5.00 | | |
| | | 0151001. Potatoes White, (Average Quality) | 40 kg | KAR | 1062.66 | 1062.66 | 613.05 | 0.00 | 73.34 |
| | | HYD | | 1100.00 | 1100.00 | 546.59 | 0.00 | 101.25 | |
| | | SKR | | 960.00 | 960.00 | 640.00 | 0.00 | 50.00 | |
| | | MPK | | 1100.00 | 1100.00 | 450.00 | 0.00 | 144.44 | |
| QTA | 999.47 | 999.47 | | 785.78 | 0.00 | 27.19 | | | |
| 0151002. Potatoes Red, (Average Quality) | 40 kg | LAH | | 1165.70 | 1132.37 | 686.60 | 2.94 | 69.78 | |
| FAS | | 1463.72 | | 1972.97 | 915.77 | -25.81 | 59.83 | | |
| RAW | | 1224.83 | 1133.09 | 1116.42 | 8.10 | 9.71 | | | |
| MUL | | 1723.55 | 1530.34 | 979.60 | 12.63 | 75.94 | | | |
| GUJ | | 1511.91 | 1511.91 | 1600.00 | 0.00 | -5.51 | | | |
| SAH | | 2000.00 | 1132.37 | 643.32 | 76.62 | 210.89 | | | |
| SAR | | 753.32 | 750.00 | 826.45 | 0.44 | -8.85 | | | |
| 012. Stimulant & Spice Crops | 40 kg | SKT | 2600.00 | 1800.00 | 1600.00 | 44.44 | 62.50 | | |
| | | BPR | 1146.06 | 973.15 | 653.06 | 17.77 | 75.49 | | |
| | | PSH | 1332.51 | 1165.70 | 800.00 | 14.31 | 66.56 | | |
| | | 0165201. Red Chillies, Dry, (Whole) | 40 kg | LAH | 9654.89 | 11066.27 | 12000.00 | -12.75 | -19.54 |
| | | FAS | | 10500.00 | 10131.59 | 10322.80 | 3.64 | 1.72 | |
| | | RAW | | 14265.18 | 12831.15 | 12664.49 | 11.18 | 12.64 | |
| | | MUL | | 9259.13 | 9259.13 | 8821.05 | 0.00 | 4.97 | |
| KAR | 12260.95 | 12260.95 | | 10531.66 | 0.00 | 16.42 | | | |

Contd.

7.8 Intercity Wholesale Prices of Selected Commodities

| Group/Commodity/Item Specification | Unit | City | Prices (Rs.) | | | % Change in Sept.2019 Over | | | |
|---|---------|---|--------------|------------|------------|----------------------------|------------|-------|-------|
| | | | Sept.,2019 | Aug., 2019 | Sept.,2018 | Aug., 2019 | Sept.,2018 | | |
| 0165401. Cuminseed White, (Safaid Zeera), (National), 50 Gm | Dozen | HYD | 11323.71 | 11066.27 | 13325.13 | 2.33 | -15.02 | | |
| | | MPK | 10500.00 | 10000.00 | 11500.00 | 5.00 | -8.70 | | |
| | | PSH | 11200.00 | 11200.00 | 12800.00 | 0.00 | -12.50 | | |
| | | QTA | 11598.85 | 11598.85 | 11931.85 | 0.00 | -2.79 | | |
| | | LAH | 810.00 | 810.00 | 780.00 | 0.00 | 3.85 | | |
| | | FAS | 660.00 | 660.00 | 584.40 | 0.00 | 12.94 | | |
| | | RAW | 813.33 | 813.33 | 768.00 | 0.00 | 5.90 | | |
| | | MUL | 811.68 | 811.68 | 570.00 | 0.00 | 42.40 | | |
| | | KAR | 816.00 | 816.00 | 816.00 | 0.00 | 0.00 | | |
| 0165402. Cardamom (Elaichi), (Large) | 5 kg | HYD | 900.00 | 900.00 | 840.00 | 0.00 | 7.14 | | |
| | | MPK | 720.00 | 720.00 | 485.40 | 0.00 | 48.33 | | |
| | | PSH | 780.00 | 780.00 | 780.00 | 0.00 | 0.00 | | |
| | | QTA | 389.89 | 389.89 | 792.00 | 0.00 | -50.77 | | |
| | | LAH | 8500.00 | 7332.39 | 7000.00 | 15.92 | 21.43 | | |
| | | RAW | 7020.94 | 7020.94 | 6645.77 | 0.00 | 5.65 | | |
| | | MUL | 11000.00 | 6832.33 | 6832.33 | 61.00 | 61.00 | | |
| | | KAR | 10664.09 | 6582.29 | 7569.08 | 62.01 | 40.89 | | |
| | | HYD | 5747.32 | 5747.32 | 4750.00 | 0.00 | 21.00 | | |
| 0165403. Cardamom (Elaichi), (Small) | 5 kg | MPK | 12000.00 | 8250.00 | 6750.00 | 45.45 | 77.78 | | |
| | | PSH | 8000.00 | 6328.87 | 7829.74 | 26.40 | 2.17 | | |
| | | QTA | 14499.08 | 20984.11 | 13914.69 | -30.90 | 4.20 | | |
| | | LAH | 20000.00 | 19327.65 | 10322.80 | 3.48 | 93.75 | | |
| | | RAW | 24986.66 | 24986.66 | 9082.57 | 0.00 | 175.11 | | |
| | | MUL | 16326.62 | 14825.95 | 8913.59 | 10.12 | 83.17 | | |
| | | KAR | 19327.65 | 16332.91 | 9975.77 | 18.34 | 93.75 | | |
| | | HYD | 20000.00 | 20000.00 | 10163.96 | 0.00 | 96.77 | | |
| | | MPK | 18000.00 | 18000.00 | 10500.00 | 0.00 | 71.43 | | |
| 0165501. Cinnamon (Darcheeni) | 5 kg | PSH | 19000.00 | 19000.00 | 10000.00 | 0.00 | 90.00 | | |
| | | QTA | 18995.61 | 18995.61 | 15790.90 | 0.00 | 20.29 | | |
| | | RAW | 6566.50 | 6566.50 | 1179.15 | 0.00 | 456.88 | | |
| | | MUL | 3831.55 | 2314.00 | 1349.54 | 65.58 | 183.92 | | |
| | | KAR | 3041.10 | 3041.10 | 1408.28 | 0.00 | 115.94 | | |
| 0165701. Ginger Green (Adrak), (Average Quality) | 40 kg | PSH | 2900.00 | 2900.00 | 1500.00 | 0.00 | 93.33 | | |
| | | QTA | 3979.06 | 3979.06 | 1182.41 | 0.00 | 236.52 | | |
| | | LAH | 9731.52 | 8598.85 | 6265.96 | 13.17 | 55.31 | | |
| | | FAS | 9598.97 | 8663.50 | 5865.91 | 10.80 | 63.64 | | |
| | | RAW | 9163.67 | 9830.48 | 7233.18 | -6.78 | 26.69 | | |
| | | SAR | 13233.25 | 14000.00 | 6733.17 | -5.48 | 96.54 | | |
| | | SKT | 9600.00 | 9600.00 | 6000.00 | 0.00 | 60.00 | | |
| | | KAR | 10660.11 | 10660.11 | 5330.05 | 0.00 | 100.00 | | |
| | | HYD | 13061.30 | 13061.30 | 5200.00 | 0.00 | 151.18 | | |
| 013. Pulses | 40 kg | SKR | 10800.00 | 10400.00 | 6000.00 | 3.85 | 80.00 | | |
| | | PSH | 12000.00 | 8800.00 | 4800.00 | 36.36 | 150.00 | | |
| | | QTA | 9198.55 | 9198.55 | 5930.38 | 0.00 | 55.11 | | |
| | | 0170101. Red Kidney Beans (Surkh Lobia), Dry,Whole, (Average Quality) | 40 kg | LAH | 5465.86 | 6000.00 | 5033.11 | -8.90 | 8.60 |
| | | RAW | | 5766.47 | 5766.47 | 4783.28 | 0.00 | 20.55 | |
| | | MUL | | 3865.53 | 3865.53 | 3865.53 | 0.00 | 0.00 | |
| | | KSR | | 5465.86 | 5833.14 | 4865.76 | -6.30 | 12.33 | |
| | | KAR | | 5065.80 | 5065.80 | 4865.76 | 0.00 | 4.11 | |
| | | HYD | | 5161.40 | 5161.40 | 3200.00 | 0.00 | 61.29 | |
| | | PSH | | 5600.00 | 5523.75 | 4400.00 | 1.38 | 27.27 | |
| | | BNU | | 4250.63 | 4250.63 | 4200.00 | 0.00 | 1.21 | |
| | | QTA | | 7879.73 | 7479.71 | 5465.86 | 5.35 | 44.16 | |
| | | 0170401. Masoor, Whole, (Average Quality) | 40 kg | LAH | 3265.32 | 3465.40 | 2665.03 | -5.77 | 22.52 |
| FAS | 3132.98 | 3132.98 | | 2316.55 | 0.00 | 35.24 | | | |
| RAW | 3759.89 | 3759.89 | | 3546.62 | 0.00 | 6.01 | | | |

Contd.

7.8 Intercity Wholesale Prices of Selected Commodities

| Group/Commodity/Item Specification | Unit | City | Prices (Rs.) | | | % Change in Sept.2019 Over | |
|---|-------|------|--------------|------------|------------|----------------------------|------------|
| | | | Sept.,2019 | Aug., 2019 | Sept.,2018 | Aug., 2019 | Sept.,2018 |
| | | MUL | 2973.27 | 2973.27 | 2313.26 | 0.00 | 28.53 |
| | | SAR | 3416.59 | 3216.58 | 2413.26 | 6.22 | 41.58 |
| | | SKT | 5800.00 | 5800.00 | 4400.00 | 0.00 | 31.82 |
| | | BPR | 3373.28 | 3373.28 | 2464.90 | 0.00 | 36.85 |
| | | KSR | 3265.32 | 3132.98 | 3146.44 | 4.22 | 3.78 |
| | | KAR | 3226.45 | 3226.45 | 2426.38 | 0.00 | 32.97 |
| | | HYD | 2906.42 | 2906.42 | 2320.00 | 0.00 | 25.28 |
| | | SKR | 3600.00 | 3200.00 | 3000.00 | 12.50 | 20.00 |
| | | MPK | 3400.00 | 3240.00 | 2520.00 | 4.94 | 34.92 |
| | | PSH | 3840.00 | 3840.00 | 2800.00 | 0.00 | 37.14 |
| | | QTA | 6077.81 | 6077.81 | 4652.73 | 0.00 | 30.63 |
| 0170402. Masoor, Split, (Average Quality) | 40 kg | LAH | 3728.68 | 3865.53 | 3759.58 | -3.54 | -0.82 |
| | | FAS | 3633.03 | 3633.03 | 2600.00 | 0.00 | 39.73 |
| | | RAW | 4106.62 | 4106.62 | 3813.29 | 0.00 | 7.69 |
| | | MUL | 3453.28 | 3453.28 | 2453.26 | 0.00 | 40.76 |
| | | SAR | 4233.07 | 4800.00 | 3006.65 | -11.81 | 40.79 |
| | | SKT | 4800.00 | 4800.00 | 4400.00 | 0.00 | 9.09 |
| | | BPR | 3653.14 | 3653.14 | 2665.03 | 0.00 | 37.08 |
| | | KAR | 3465.40 | 3465.40 | 2637.62 | 0.00 | 31.38 |
| | | HYD | 3360.00 | 3360.00 | 2400.00 | 0.00 | 40.00 |
| | | SKR | 4000.00 | 3600.00 | 2800.00 | 11.11 | 42.86 |
| | | LRK | 3665.47 | 3800.00 | 2865.14 | -3.54 | 27.93 |
| | | MPK | 3800.00 | 3840.00 | 2800.00 | -1.04 | 35.71 |
| | | PSH | 3840.00 | 3840.00 | 2640.00 | 0.00 | 45.45 |
| | | QTA | 5037.35 | 5037.35 | 4452.70 | 0.00 | 13.13 |
| 0170901. Gram, Whole, Yellow, (Average Quality) | 40 kg | LAH | 5600.00 | 5265.83 | 5465.86 | 6.35 | 2.45 |
| | | FAS | 3665.47 | 3665.47 | 3328.13 | 0.00 | 10.14 |
| | | RAW | 4359.88 | 4519.88 | 5226.53 | -3.54 | -16.58 |
| | | MUL | 4346.50 | 4346.50 | 5265.83 | 0.00 | -17.46 |
| | | SAR | 3833.05 | 3800.00 | 3413.28 | 0.87 | 12.30 |
| | | BPR | 5665.89 | 5665.89 | 5665.89 | 0.00 | 0.00 |
| | | KAR | 4865.76 | 4346.50 | 5730.28 | 11.95 | -15.09 |
| | | HYD | 4665.72 | 4665.72 | 4665.72 | 0.00 | 0.00 |
| | | SKR | 5200.00 | 4800.00 | 6000.00 | 8.33 | -13.33 |
| | | MPK | 5800.00 | 5800.00 | 6400.00 | 0.00 | -9.38 |
| | | PSH | 4832.84 | 4572.00 | 5200.00 | 5.71 | -7.06 |
| | | BNU | 4454.69 | 3789.07 | 3789.07 | 17.57 | 17.57 |
| | | QTA | 7838.30 | 7438.21 | 7372.95 | 5.38 | 6.31 |
| 0170902. Gram, Split, (Average Quality) | 40 kg | LAH | 4129.12 | 4065.59 | 3626.47 | 1.56 | 13.86 |
| | | FAS | 3865.53 | 3865.53 | 3708.25 | 0.00 | 4.24 |
| | | RAW | 4639.89 | 4786.63 | 3853.29 | -3.07 | 20.41 |
| | | MUL | 3813.29 | 3813.29 | 3533.02 | 0.00 | 7.93 |
| | | GUJ | 4265.64 | 4265.64 | 4000.00 | 0.00 | 6.64 |
| | | SAR | 4100.00 | 4100.00 | 3700.00 | 0.00 | 10.81 |
| | | SKT | 4200.00 | 4200.00 | 4800.00 | 0.00 | -12.50 |
| | | BPR | 4346.50 | 4346.50 | 3826.48 | 0.00 | 13.59 |
| | | KAR | 4665.72 | 4265.64 | 3546.47 | 9.38 | 31.56 |
| | | HYD | 4000.00 | 4000.00 | 3800.00 | 0.00 | 5.26 |
| | | SKR | 4400.00 | 4400.00 | 3600.00 | 0.00 | 22.22 |
| | | MPK | 4880.00 | 4400.00 | 4200.00 | 10.91 | 16.19 |
| | | PSH | 4720.00 | 4720.00 | 4000.00 | 0.00 | 18.00 |
| | | BNU | 4200.00 | 4200.00 | 3880.00 | 0.00 | 8.25 |
| | | QTA | 5837.72 | 5837.72 | 5412.81 | 0.00 | 7.85 |
| 0170903. Mash, Whole, (Average Quality) | 40 kg | LAH | 5661.86 | 5661.86 | 3719.57 | 0.00 | 52.22 |
| | | FAS | 4929.79 | 4929.79 | 2665.03 | 0.00 | 84.98 |
| | | RAW | 6933.15 | 6933.15 | 3893.29 | 0.00 | 78.08 |
| | | MUL | 5119.69 | 5119.69 | 3433.01 | 0.00 | 49.13 |
| | | SKT | 6800.00 | 6800.00 | 3600.00 | 0.00 | 88.89 |

Contd.

7.8 Intercity Wholesale Prices of Selected Commodities

| Group/Commodity/Item Specification | Unit | City | Prices (Rs.) | | | % Change in Sept.2019 Over | |
|--|---------|---------|--------------|------------|------------|----------------------------|------------|
| | | | Sept.,2019 | Aug., 2019 | Sept.,2018 | Aug., 2019 | Sept.,2018 |
| 0170904. Mash, Split, (Average Quality) | 40 kg | KSR | 5465.86 | 5465.86 | 3546.47 | 0.00 | 54.12 |
| | | KAR | 5319.70 | 5319.70 | 3226.45 | 0.00 | 64.88 |
| | | LAH | 6400.00 | 6930.80 | 4465.68 | -7.66 | 43.32 |
| | | FAS | 5865.91 | 5865.91 | 3465.40 | 0.00 | 69.27 |
| | | RAW | 6506.64 | 6506.64 | 4293.29 | 0.00 | 51.55 |
| | | MUL | 4557.13 | 4557.13 | 3865.53 | 0.00 | 17.89 |
| | | SKT | 6233.46 | 6233.46 | 4800.00 | 0.00 | 29.86 |
| | | KSR | 6400.00 | 6400.00 | 4065.59 | 0.00 | 57.42 |
| | | KAR | 5665.89 | 5665.89 | 3265.32 | 0.00 | 73.52 |
| | | HYD | 5146.53 | 5400.00 | 2880.00 | -4.69 | 78.70 |
| | | SKR | 6200.00 | 5600.00 | 4000.00 | 10.71 | 55.00 |
| | | MPK | 6200.00 | 6200.00 | 3200.00 | 0.00 | 93.75 |
| PSH | 6160.00 | 6903.59 | 4240.00 | -10.77 | 45.28 | | |
| QTA | 8638.46 | 8238.38 | 8212.99 | 4.86 | 5.18 | | |
| 0170905. Moong, Whole, (Average Quality) | 40 kg | LAH | 5600.00 | 5665.89 | 3546.47 | -1.16 | 57.90 |
| | | FAS | 5065.80 | 5065.80 | 2865.14 | 0.00 | 76.81 |
| | | RAW | 6106.64 | 6106.64 | 3786.62 | 0.00 | 61.27 |
| | | MUL | 4865.76 | 5065.80 | 2826.42 | -3.95 | 72.15 |
| | | SKT | 5400.00 | 5400.00 | 3000.00 | 0.00 | 80.00 |
| | | KSR | 5600.00 | 5400.00 | 3146.44 | 3.70 | 77.98 |
| | | KAR | 4746.52 | 4746.52 | 3065.24 | 0.00 | 54.85 |
| | | SKR | 6000.00 | 5400.00 | 3800.00 | 11.11 | 57.89 |
| | | PSH | 5600.00 | 6224.81 | 3600.00 | -10.04 | 55.56 |
| | | QTA | 7598.25 | 7238.16 | 5972.86 | 4.97 | 27.21 |
| 0170906. Moong, Split, (Average Quality) | 40 kg | LAH | 6130.48 | 6130.48 | 3813.29 | 0.00 | 60.77 |
| | | FAS | 5465.86 | 5465.86 | 3000.00 | 0.00 | 82.20 |
| | | RAW | 6453.22 | 6453.22 | 3906.62 | 0.00 | 65.19 |
| | | MUL | 5946.55 | 5946.55 | 3146.44 | 0.00 | 88.99 |
| | | SKT | 4600.00 | 4600.00 | 4000.00 | 0.00 | 15.00 |
| | | KAR | 5265.83 | 5265.83 | 3117.98 | 0.00 | 68.89 |
| | | HYD | 5465.86 | 5265.83 | 3040.00 | 3.80 | 79.80 |
| | | SKR | 6240.00 | 5600.00 | 4000.00 | 11.43 | 56.00 |
| | | MPK | 6400.00 | 6400.00 | 3600.00 | 0.00 | 77.78 |
| | | PSH | 5600.00 | 6000.00 | 3400.00 | -6.67 | 64.71 |
| QTA | 7438.21 | 7038.11 | 5812.85 | 5.68 | 27.96 | | |
| 014. Sugar Crops | | | | | | | |
| 0180206. Sugarcane, (Open Market) | 40 kg | FAS | 223.28 | 223.28 | 150.00 | 0.00 | 48.85 |
| | | HYD | 286.51 | 286.51 | 182.00 | 0.00 | 57.42 |
| | | PSH | 180.00 | 180.00 | 180.00 | 0.00 | 0.00 |
| 015. Fibre Crops | | | | | | | |
| 0192101. Cotton, Spot Rate Ex-Kar. | 40 kg | KAR | 9066.33 | 8709.00 | 8892.00 | 4.10 | 1.96 |
| 0192201. Jute Bags, (Local) | 100 No. | LAH | 12000.00 | 12000.00 | 12500.00 | 0.00 | -4.00 |
| | | FAS | 14000.00 | 14000.00 | 12000.00 | 0.00 | 16.67 |
| | | KAR | 13164.57 | 13164.57 | 11664.31 | 0.00 | 12.86 |
| | | PSH | 14000.00 | 14000.00 | 11000.00 | 0.00 | 27.27 |
| 016. Unmanufactured Tobacco | | | | | | | |
| 0197001. Tobacco, Sindh Karo | 40 kg | SAR | 7200.00 | 7066.04 | 7000.00 | 1.90 | 2.86 |
| | | SKR | 4000.00 | 4000.00 | 4000.00 | 0.00 | 0.00 |
| | | LRK | 4000.00 | 4000.00 | 4000.00 | 0.00 | 0.00 |
| 0197002. Tobacco, Desi (Mitha) | 40 kg | LAH | 11200.00 | 11200.00 | 9663.83 | 0.00 | 15.90 |
| | | SAR | 9033.21 | 9033.21 | 8600.00 | 0.00 | 5.04 |
| | | HYD | 7000.00 | 6400.00 | 5000.00 | 9.38 | 40.00 |
| | | QTA | 2927.44 | 2927.44 | 2927.44 | 0.00 | 0.00 |
| 0197003. Tobacco, Sufaid Patta | 40 kg | MUL | 6866.02 | 6866.02 | 6866.02 | 0.00 | 0.00 |
| | | SAR | 8000.00 | 6800.00 | 6733.17 | 17.65 | 18.81 |
| | | KAR | 5265.83 | 5265.83 | 5065.80 | 0.00 | 3.95 |
| | | HYD | 7400.00 | 6800.00 | 4900.00 | 8.82 | 51.02 |
| | | QTA | 5530.17 | 5530.17 | 5530.17 | 0.00 | 0.00 |

Contd.

7.8 Intercity Wholesale Prices of Selected Commodities

| Group/Commodity/Item Specification | Unit | City | Prices (Rs.) | | | % Change in Sept.2019 Over | | | |
|------------------------------------|---------|---|--------------|------------|---------------------------|----------------------------|------------|---------|---------|
| | | | Sept.,2019 | Aug., 2019 | Sept.,2018 | Aug., 2019 | Sept.,2018 | | |
| | | | | | | | | | |
| 0197004. Tobacco, Hukka Twisted | 40 kg | LAH | 9163.67 | 9163.67 | 8000.00 | 0.00 | 14.55 | | |
| | | RAW | 3549.77 | 3549.77 | 3233.25 | 0.00 | 9.79 | | |
| | | MUL | 4365.66 | 4365.66 | 4365.66 | 0.00 | 0.00 | | |
| | | KSR | 9000.00 | 9000.00 | 8000.00 | 0.00 | 12.50 | | |
| | | HYD | 7400.00 | 7000.00 | 4300.00 | 5.71 | 72.09 | | |
| | | SKR | 9600.00 | 9600.00 | 9600.00 | 0.00 | 0.00 | | |
| 0197005. Tobacco, Hukka Prepared | 40 kg | LAH | 3127.81 | 3127.81 | 3127.81 | 0.00 | 0.00 | | |
| | | RAW | 7266.06 | 7266.06 | 6400.00 | 0.00 | 13.53 | | |
| | | MUL | 2466.21 | 2466.21 | 2032.79 | 0.00 | 21.32 | | |
| | | MUL | 1463.72 | 1463.72 | 1463.72 | 0.00 | 0.00 | | |
| | | KSR | 7066.04 | 7066.04 | 6065.94 | 0.00 | 16.49 | | |
| | | LKR | 2500.00 | 2500.00 | 2564.96 | 0.00 | -2.53 | | |
| 017. Poultry | 40 kg | QTA | 1723.55 | 1723.55 | 1723.55 | 0.00 | 0.00 | | |
| | | 0215101. Chicken Farm, (Live) | LAH | 7620.00 | 6200.00 | 3600.00 | 22.90 | 111.67 | |
| | | | FAS | 7780.00 | 7780.00 | 4280.00 | 0.00 | 81.78 | |
| | | | | RAW | 7506.64 | 7800.00 | 4000.00 | -3.76 | 87.67 |
| | | | | MUL | 8160.00 | 7840.00 | 3785.51 | 4.08 | 115.56 |
| | | | | GUJ | 6200.00 | 6200.00 | 3840.00 | 0.00 | 61.46 |
| | | | | SKT | 5120.00 | 5120.00 | 4000.00 | 0.00 | 28.00 |
| | | | | BPR | 7000.00 | 8000.00 | 4000.00 | -12.50 | 75.00 |
| | | | | KAR | 8800.00 | 8000.00 | 4800.00 | 10.00 | 83.33 |
| | | | | HYD | 8931.36 | 7800.00 | 4800.00 | 14.50 | 86.07 |
| | | | | SKR | 7600.00 | 6400.00 | 4800.00 | 18.75 | 58.33 |
| | | | | MPK | 6960.00 | 5760.00 | 3440.00 | 20.83 | 102.33 |
| | | PSH | 7400.00 | 8600.00 | 3880.00 | -13.95 | 90.72 | | |
| | | QTA | 7598.25 | 7398.20 | 5930.38 | 2.70 | 28.12 | | |
| 018. Raw Milk from Bovine Animals | 40 L | 0221101. Fresh Milk | LAH | 2632.91 | 2632.91 | 2619.65 | 0.00 | 0.51 | |
| | | | FAS | 3200.00 | 3200.00 | 3200.00 | 0.00 | 0.00 | |
| | | | RAW | 3433.32 | 3433.32 | 3416.59 | 0.00 | 0.49 | |
| | | | MUL | 2732.93 | 2632.91 | 2632.91 | 3.80 | 3.80 | |
| | | | SAH | 2400.00 | 2400.00 | 2400.00 | 0.00 | 0.00 | |
| | | | SKT | 3000.00 | 3000.00 | 3000.00 | 0.00 | 0.00 | |
| | | | KSR | 2282.85 | 2282.85 | 2216.54 | 0.00 | 2.99 | |
| | | | KAR | 4000.00 | 3600.00 | 3546.47 | 11.11 | 12.79 | |
| | | | HYD | 3360.00 | 3360.00 | 3360.00 | 0.00 | 0.00 | |
| | | | SKR | 3200.00 | 3200.00 | 3000.00 | 0.00 | 6.67 | |
| | | | MPK | 2800.00 | 2800.00 | 2800.00 | 0.00 | 0.00 | |
| | | | PSH | 2594.86 | 2594.86 | 2526.54 | 0.00 | 2.70 | |
| | | | BNU | 2927.44 | 2927.44 | 2800.00 | 0.00 | 4.55 | |
| | | | QTA | 4200.00 | 4200.00 | 3600.00 | 0.00 | 16.67 | |
| | | | 019. Eggs | Each | 0231001. Eggs Farm, Crate | LAH | 2190.00 | 2190.00 | 2670.00 |
| FAS | 2600.00 | 2700.00 | | | | 2550.00 | -3.70 | 1.96 | |
| RAW | 3556.66 | 2683.23 | | | | 2606.65 | 32.55 | 36.45 | |
| MUL | 2616.56 | 2732.93 | | | | 2932.96 | -4.26 | -10.79 | |
| GUJ | 2633.23 | 2633.23 | | | | 2666.56 | 0.00 | -1.25 | |
| SKT | 2100.00 | 2100.00 | | | | 2700.00 | 0.00 | -22.22 | |
| BPR | 2550.00 | 2640.00 | | | | 2460.00 | -3.41 | 3.66 | |
| KAR | 2850.00 | 3090.00 | | | | 2899.15 | -7.77 | -1.70 | |
| HYD | 2464.90 | 2665.03 | | | | 2832.94 | -7.51 | -12.99 | |
| SKR | 2400.00 | 2250.00 | | | | 2400.00 | 6.67 | 0.00 | |
| MPK | 2000.00 | 2580.00 | | | | 2340.00 | -22.48 | -14.53 | |
| PSH | 2700.00 | 2400.00 | | | | 2580.00 | 12.50 | 4.65 | |
| QTA | 3059.61 | 2807.20 | | | | 3328.13 | 8.99 | -8.07 | |
| 020. Raw Animal Materials / Wool | 40 kg | 0294201. Wool, Pakistani, White, (Superior Quality) | | | | LAH | 1566.49 | 1566.49 | 1566.49 |

Contd.

7.8 Intercity Wholesale Prices of Selected Commodities

| Group/Commodity/Item Specification | Unit | City | Prices (Rs.) | | | % Change in Sept.2019 Over | |
|--|---------|------|--------------|------------|------------|----------------------------|------------|
| | | | Sept.,2019 | Aug., 2019 | Sept.,2018 | Aug., 2019 | Sept.,2018 |
| | | MUL | 1532.62 | 1532.62 | 1782.72 | 0.00 | -14.03 |
| | | KAR | 7130.87 | 7130.87 | 7130.87 | 0.00 | 0.00 |
| | | BNU | 2500.00 | 2500.00 | 2500.00 | 0.00 | 0.00 |
| 0294202. Wool, Pakistani, Yellow, (Superior Quality) | 40 kg | LAH | 1366.47 | 1366.47 | 1366.47 | 0.00 | 0.00 |
| | | MUL | 666.26 | 666.26 | 531.33 | 0.00 | 25.39 |
| | | KAR | 6866.02 | 6866.02 | 4229.22 | 0.00 | 62.35 |
| | | BNU | 2250.00 | 2250.00 | 2250.00 | 0.00 | 0.00 |
| 0294203. Wool, Pakistani, White, (Medium Quality) | 40 kg | LAH | 1282.48 | 1282.48 | 1282.48 | 0.00 | 0.00 |
| | | MUL | 1266.45 | 1332.51 | 1466.48 | -4.96 | -13.64 |
| | | KAR | 3583.03 | 3583.03 | 3583.03 | 0.00 | 0.00 |
| | | BNU | 2100.00 | 2100.00 | 2100.00 | 0.00 | 0.00 |
| 0294204. Wool, Pakistani, Yellow, (Medium Quality) | 40 kg | LAH | 1166.43 | 1166.43 | 1166.43 | 0.00 | 0.00 |
| | | MUL | 516.14 | 516.14 | 430.89 | 0.00 | 19.78 |
| | | KAR | 3249.24 | 3249.24 | 3249.24 | 0.00 | 0.00 |
| | | BNU | 1900.00 | 1900.00 | 1900.00 | 0.00 | 0.00 |
| 0294205. Wool, Coloured, Light | 40 kg | LAH | 916.37 | 916.37 | 916.37 | 0.00 | 0.00 |
| | | MUL | 700.00 | 700.00 | 631.64 | 0.00 | 10.82 |
| | | KAR | 2665.03 | 2665.03 | 2665.03 | 0.00 | 0.00 |
| | | BNU | 1600.00 | 1600.00 | 1600.00 | 0.00 | 0.00 |
| 0294206. Wool, Coloured, Dark | 40 kg | LAH | 816.33 | 816.33 | 816.33 | 0.00 | 0.00 |
| | | MUL | 220.00 | 220.00 | 165.10 | 0.00 | 33.25 |
| | | KAR | 2464.90 | 2464.90 | 2464.90 | 0.00 | 0.00 |
| | | BNU | 1500.00 | 1500.00 | 1500.00 | 0.00 | 0.00 |
| 021. Hides, Skins & Fur Skins, Raw | | | | | | | |
| 0295101. Hides, Wet, Salted, Cow, (Medium Size) | 100 No. | LAH | 113237.13 | 113237.13 | 131645.74 | 0.00 | -13.98 |
| | | RAW | 63288.67 | 63288.67 | 141647.21 | 0.00 | -55.32 |
| | | MUL | 73186.11 | 63163.60 | 153261.89 | 15.87 | -52.25 |
| | | SKT | 50000.00 | 50000.00 | 80000.00 | 0.00 | -37.50 |
| | | KSR | 120000.00 | 120000.00 | 131645.74 | 0.00 | -8.85 |
| | | KAR | 91577.14 | 166406.71 | 142160.37 | -44.97 | -35.58 |
| | | HYD | 50000.00 | 50000.00 | 250000.00 | 0.00 | -80.00 |
| | | BNU | 80000.00 | 100000.00 | 100000.00 | -20.00 | -20.00 |
| | | QTA | 250000.00 | 250000.00 | 250000.00 | 0.00 | 0.00 |
| 0295102. Hides, Wet, Salted, Buffalo, (Medium Size) | 100 No. | LAH | 83299.54 | 83299.54 | 101639.64 | 0.00 | -18.04 |
| | | RAW | 68292.00 | 68292.00 | 146647.87 | 0.00 | -53.43 |
| | | MUL | 41601.68 | 33019.27 | 116643.08 | 25.99 | -64.33 |
| | | SKT | 50000.00 | 50000.00 | 100000.00 | 0.00 | -50.00 |
| | | KSR | 86635.01 | 86635.01 | 98222.77 | 0.00 | -11.80 |
| | | KAR | 22894.28 | 33019.27 | 35568.93 | -30.66 | -35.63 |
| | | HYD | 30000.00 | 30000.00 | 150000.00 | 0.00 | -80.00 |
| | | BNU | 70000.00 | 120000.00 | 120000.00 | -41.67 | -41.67 |
| | | QTA | 94912.20 | 94912.20 | 240000.00 | 0.00 | -60.45 |
| 0295103. Hides, Wet, Salted, Calf, (Medium Size) | 100 No. | LAH | 31581.80 | 31581.80 | 56618.57 | 0.00 | -44.22 |
| | | RAW | 48274.47 | 48274.47 | 113237.13 | 0.00 | -57.37 |
| | | MUL | 9321.70 | 9321.70 | 83203.35 | 0.00 | -88.80 |
| | | SKT | 20000.00 | 20000.00 | 50000.00 | 0.00 | -60.00 |
| | | KSR | 31581.80 | 31581.80 | 41601.68 | 0.00 | -24.09 |
| | | KAR | 300000.00 | 300000.00 | 300000.00 | 0.00 | 0.00 |
| | | HYD | 50000.00 | 50000.00 | 293179.44 | 0.00 | -82.95 |
| | | BNU | 38258.62 | 50000.00 | 50000.00 | -23.48 | -23.48 |
| | | QTA | 64871.54 | 64871.54 | 180000.00 | 0.00 | -63.96 |
| 0295301. Sheep Skin, (Medium Size) | 100 No | RAW | 10330.62 | 10330.62 | 20165.30 | 0.00 | -48.77 |
| | | MUL | 3158.18 | 3158.18 | 7318.61 | 0.00 | -56.85 |
| | | KSR | 7162.85 | 7162.85 | 9663.83 | 0.00 | -25.88 |
| | | KAR | 9405.34 | 12324.48 | 4660.85 | -23.69 | 101.79 |
| | | HYD | 5000.00 | 5000.00 | 20000.00 | 0.00 | -75.00 |
| | | PSH | 5000.00 | 5000.00 | 5000.00 | 0.00 | 0.00 |
| | | QTA | 30000.00 | 30000.00 | 30000.00 | 0.00 | 0.00 |

Contd.

7.8 Intercity Wholesale Prices of Selected Commodities

| Group/Commodity/Item Specification | Unit | City | Prices (Rs.) | | | % Change in Sept.2019 Over | | | |
|--|---------|----------------------------------|--------------|------------|------------|----------------------------|------------|-------|------|
| | | | Sept.,2019 | Aug., 2019 | Sept.,2018 | Aug., 2019 | Sept.,2018 | | |
| 0295302. Sheep Skin, (Large Size) | 100 No | LAH | 12164.40 | 12164.40 | 15826.41 | 0.00 | -23.14 | | |
| | | RAW | 11330.86 | 11330.86 | 24165.52 | 0.00 | -53.11 | | |
| | | MUL | 5161.40 | 5161.40 | 13325.13 | 0.00 | -61.27 | | |
| | | KSR | 10000.00 | 10000.00 | 15000.00 | 0.00 | -33.33 | | |
| | | KAR | 13862.60 | 15363.00 | 7113.79 | -9.77 | 94.87 | | |
| | | HYD | 10000.00 | 10000.00 | 35000.00 | 0.00 | -71.43 | | |
| | | PSH | 9000.00 | 7000.00 | 7000.00 | 28.57 | 28.57 | | |
| 0295401. Goat Skin, (Large Size) | 100 No | QTA | 35000.00 | 35000.00 | 35000.00 | 0.00 | 0.00 | | |
| | | LAH | 13325.13 | 13325.13 | 20327.93 | 0.00 | -34.45 | | |
| | | RAW | 12331.06 | 12331.06 | 23328.62 | 0.00 | -47.14 | | |
| | | KSR | 12324.48 | 12324.48 | 18643.40 | 0.00 | -33.89 | | |
| | | KAR | 14797.46 | 22385.34 | 18810.68 | -33.90 | -21.33 | | |
| | | HYD | 15000.00 | 15000.00 | 20000.00 | 0.00 | -25.00 | | |
| | | PSH | 12000.00 | 12000.00 | 12000.00 | 0.00 | 0.00 | | |
| 0295402. Goat Skin, (Extra large Size) | 100 No | QTA | 35000.00 | 35000.00 | 40000.00 | 0.00 | -12.50 | | |
| | | LAH | 15326.19 | 15326.19 | 23328.62 | 0.00 | -34.30 | | |
| | | RAW | 12831.15 | 12831.15 | 24165.52 | 0.00 | -46.90 | | |
| | | MUL | 16000.00 | 16000.00 | 30652.38 | 0.00 | -47.80 | | |
| | | KSR | 13325.13 | 13325.13 | 19644.55 | 0.00 | -32.17 | | |
| | | KAR | 16158.26 | 26108.34 | 22359.12 | -38.11 | -27.73 | | |
| | | HYD | 12000.00 | 12000.00 | 30000.00 | 0.00 | -60.00 | | |
| 0295403. Goat Skin, (Medium Size) | 100 No | PSH | 12000.00 | 12000.00 | 12000.00 | 0.00 | 0.00 | | |
| | | QTA | 40000.00 | 40000.00 | 45000.00 | 0.00 | -11.11 | | |
| | | LAH | 11323.71 | 11323.71 | 15326.19 | 0.00 | -26.12 | | |
| | | RAW | 11330.86 | 11330.86 | 22328.41 | 0.00 | -49.25 | | |
| | | MUL | 9321.70 | 9321.70 | 16326.62 | 0.00 | -42.90 | | |
| | | SKT | 15000.00 | 15000.00 | 15000.00 | 0.00 | 0.00 | | |
| | | KSR | 12324.48 | 12324.48 | 15326.19 | 0.00 | -19.59 | | |
| 0295404. Goat Skin, (Small Size) | 100 No | KAR | 10977.92 | 17827.18 | 11186.89 | -38.42 | -1.87 | | |
| | | PSH | 6000.00 | 6000.00 | 6000.00 | 0.00 | 0.00 | | |
| | | QTA | 25000.00 | 25000.00 | 25000.00 | 0.00 | 0.00 | | |
| | | LAH | 7000.00 | 7000.00 | 10322.80 | 0.00 | -32.19 | | |
| | | RAW | 10330.62 | 10330.62 | 20327.93 | 0.00 | -49.18 | | |
| | | SKT | 12500.00 | 12500.00 | 12500.00 | 0.00 | 0.00 | | |
| | | KSR | 8320.34 | 8320.34 | 11164.20 | 0.00 | -25.47 | | |
| 022. Fuel Wood in Logs | 40 kg | KAR | 4308.87 | 10476.90 | 7000.00 | -58.87 | -38.44 | | |
| | | PSH | 4000.00 | 4000.00 | 4000.00 | 0.00 | 0.00 | | |
| | | QTA | 15000.00 | 15000.00 | 15000.00 | 0.00 | 0.00 | | |
| | | 0313001. Fire Wood, (Mixed), Dry | 40 kg | LAH | 703.32 | 603.31 | 653.32 | 16.58 | 7.65 |
| | | FAS | | 372.87 | 372.87 | 372.87 | 0.00 | 0.00 | |
| | | RAW | | 693.27 | 693.27 | 641.56 | 0.00 | 8.06 | |
| | | MUL | | 649.31 | 644.52 | 529.91 | 0.74 | 22.53 | |
| KAR | 616.22 | 616.22 | | 616.22 | 0.00 | 0.00 | | | |
| HYD | 600.00 | 600.00 | | 550.00 | 0.00 | 9.09 | | | |
| SKR | 425.00 | 425.00 | | 375.00 | 0.00 | 13.33 | | | |
| 023. Fish Live Fresh or Chilled | 40 kg | LARK | 500.00 | 500.00 | 450.00 | 0.00 | 11.11 | | |
| | | PSH | 666.26 | 666.26 | 666.26 | 0.00 | 0.00 | | |
| | | QTA | 519.81 | 519.81 | 519.81 | 0.00 | 0.00 | | |
| | | 0411901. Fish Rahu, River | 40 kg | LAH | 9633.22 | 9433.22 | 9233.21 | 2.12 | 4.33 |
| | | RAW | | 6132.60 | 6132.60 | 5933.15 | 0.00 | 3.36 | |
| | | MUL | | 9333.21 | 9333.21 | 8866.17 | 0.00 | 5.27 | |
| | | HYD | | 11000.00 | 11000.00 | 10000.00 | 0.00 | 10.00 | |
| SKR | 8800.00 | 10000.00 | | 9600.00 | -12.00 | -8.33 | | | |
| PSH | 8949.91 | 8949.91 | | 8200.00 | 0.00 | 9.15 | | | |
| 0411902. Fish Rahu, Sea | 40 kg | KAR | | 10531.66 | 10531.66 | 9266.19 | 0.00 | 13.66 | |
| 0411903. Fish Surmai, Sea | | KAR | 15266.38 | 15266.38 | 13732.05 | 0.00 | 11.17 | | |

Contd.

7.8 Intercity Wholesale Prices of Selected Commodities

| Group/Commodity/Item Specification | Unit | City | Prices (Rs.) | | | % Change in Sept.2019 Over | |
|---|-------|------|--------------|------------|------------|----------------------------|------------|
| | | | Sept.,2019 | Aug., 2019 | Sept.,2018 | Aug., 2019 | Sept.,2018 |
| 024. Coal not Agglomerated | | | | | | | |
| 1101001. Coal | MT | LAH | 9866.22 | 9866.22 | 9866.22 | 0.00 | 0.00 |
| 025. Natural Gas Liquified | | | | | | | |
| 1202001. Sui Gas, General /Industrial Use | MMBTU | KAR | 1194.57 | 1194.57 | 600.00 | 0.00 | 99.10 |
| 1202002. LPG Cylinder 11.67 Kg | Each | LAH | 1167.00 | 1167.00 | 1465.00 | 0.00 | -20.34 |
| | | RAW | 1200.00 | 1320.00 | 1616.62 | -9.09 | -25.77 |
| | | KAR | 1285.00 | 1285.00 | 1540.00 | 0.00 | -16.56 |
| | | PSH | 1400.00 | 1284.00 | 1500.00 | 9.03 | -6.67 |
| | | QTA | 1299.84 | 1274.84 | 1575.00 | 1.96 | -17.47 |
| 026. Salt & Pure Sodium Chloride | | | | | | | |
| 1620001. Salt, Crushed, Lahori | 40 kg | LAH | 350.00 | 350.00 | 400.00 | 0.00 | -12.50 |
| | | RAW | 426.64 | 393.31 | 393.31 | 8.47 | 8.47 |
| | | MUL | 394.97 | 394.97 | 330.00 | 0.00 | 19.69 |
| | | KAR | 425.06 | 425.06 | 356.54 | 0.00 | 19.22 |
| | | SKR | 275.00 | 275.00 | 275.00 | 0.00 | 0.00 |
| | | PSH | 280.00 | 280.00 | 200.00 | 0.00 | 40.00 |
| 1620002. Sea Salt | 40 kg | LAH | 340.00 | 340.00 | 380.00 | 0.00 | -10.53 |
| | | FAS | 186.43 | 186.43 | 186.43 | 0.00 | 0.00 |
| | | KAR | 212.53 | 212.53 | 121.64 | 0.00 | 74.72 |
| | | HYD | 150.00 | 150.00 | 150.00 | 0.00 | 0.00 |
| | | NWB | 323.30 | 323.30 | 320.00 | 0.00 | 1.03 |
| 027. Electrical Energy | | | | | | | |
| 1710011. Electricity, Tarrif B1 | kWh | KAR | 24.35 | 24.47 | 18.44 | -0.49 | 32.05 |
| 1710012. Electricity, Tarrif B2 | kWh | KAR | 23.48 | 23.59 | 18.08 | -0.47 | 29.87 |
| 1710013. Electricity, Tarrif B3 | kWh | KAR | 25.02 | 25.14 | 18.70 | -0.48 | 33.80 |
| 1710014. Electricity, Tarrif B4 | kWh | KAR | 24.96 | 25.08 | 18.64 | -0.48 | 33.91 |
| 1710021. Electricity, Tarrif D1 | kWh | KAR | 20.66 | 20.78 | 15.03 | -0.58 | 37.46 |
| 1710022. Electricity, Tarrif D2 | kWh | KAR | 7.56 | 7.67 | 13.38 | -1.43 | -43.50 |
| 3. Food,Beverages,Tobacco,Textiles,Leather | | | | | | | |
| 3a) Food Products, Beverages & Tobacco | | | | | | | |
| 028. Meat of Animals | | | | | | | |
| 2111101. Beef | 40 kg | LAH | 13664.65 | 12366.31 | 12131.88 | 10.50 | 12.63 |
| | | FAS | 13325.13 | 13325.13 | 11460.56 | 0.00 | 16.27 |
| | | RAW | 16331.62 | 16331.62 | 13699.27 | 0.00 | 19.22 |
| | | MUL | 14066.35 | 14066.35 | 12931.97 | 0.00 | 8.77 |
| | | SAR | 16099.38 | 15500.00 | 15299.35 | 3.87 | 5.23 |
| | | KAR | 16262.34 | 16262.34 | 14637.22 | 0.00 | 11.10 |
| | | HYD | 13997.17 | 13997.17 | 12366.31 | 0.00 | 13.19 |
| | | PSH | 13320.00 | 13320.00 | 12000.00 | 0.00 | 11.00 |
| | | QTA | 15266.38 | 15266.38 | 15238.35 | 0.00 | 0.18 |
| 2111601. Mutton | 40 kg | LAH | 31329.81 | 29165.72 | 29532.73 | 7.42 | 6.09 |
| | | FAS | 32000.00 | 32000.00 | 28000.00 | 0.00 | 14.29 |
| | | RAW | 37933.22 | 37933.22 | 34832.53 | 0.00 | 8.90 |
| | | MUL | 26932.68 | 26932.68 | 26263.98 | 0.00 | 2.55 |
| | | KAR | 30924.24 | 30924.24 | 29274.45 | 0.00 | 5.64 |
| | | HYD | 30000.00 | 30000.00 | 26165.61 | 0.00 | 14.65 |
| | | PSH | 31500.00 | 31500.00 | 30000.00 | 0.00 | 5.00 |
| | | QTA | 32792.35 | 32792.35 | 29466.52 | 0.00 | 11.29 |
| 029. Vegetables & Fruit Juice | | | | | | | |
| 2133101. Tomato, Ketchup, Polybag, 500 Gm | Dozen | LAH | 1500.00 | 1500.00 | 1500.00 | 0.00 | 0.00 |
| | | FAS | 1272.00 | 1272.00 | 1487.00 | 0.00 | -14.46 |
| | | RAW | 1246.66 | 1246.66 | 2011.05 | 0.00 | -38.01 |
| | | MUL | 1548.00 | 1344.00 | 1729.00 | 15.18 | -10.47 |
| | | KAR | 1404.00 | 1404.00 | 1800.00 | 0.00 | -22.00 |
| | | HYD | 1440.00 | 1440.00 | 1800.00 | 0.00 | -20.00 |
| | | SKR | 1267.00 | 1267.00 | 1688.40 | 0.00 | -24.96 |
| | | MPK | 1014.00 | 1014.00 | 1690.00 | 0.00 | -40.00 |
| | | PSH | 1380.00 | 1380.00 | 2000.00 | 0.00 | -31.00 |

Contd.

7.8 Intercity Wholesale Prices of Selected Commodities

| Group/Commodity/Item Specification | Unit | City | Prices (Rs.) | | | % Change in Sept.2019 Over | | | |
|--|----------|--|--------------|------------|------------|----------------------------|------------|-------|-------|
| | | | Sept.,2019 | Aug., 2019 | Sept.,2018 | Aug., 2019 | Sept.,2018 | | |
| 2133901. Chillies and Lime Pickle in Oil, Bottle, 340Gm | Dozen | QTA | 1620.00 | 1620.00 | 1900.00 | 0.00 | -14.74 | | |
| | | LAH | 1250.00 | 1250.00 | 1250.00 | 0.00 | 0.00 | | |
| | | RAW | 1313.30 | 1313.30 | 1253.32 | 0.00 | 4.79 | | |
| | | KAR | 1512.00 | 1512.00 | 1380.00 | 0.00 | 9.57 | | |
| | | MPK | 1560.00 | 1560.00 | 992.76 | 0.00 | 57.14 | | |
| | | PSH | 1320.00 | 1320.00 | 1250.00 | 0.00 | 5.60 | | |
| | | QTA | 1440.00 | 1440.00 | 938.00 | 0.00 | 53.52 | | |
| 030. Dried Fruits & Nuts | | | | | | | | | |
| 2141101. Raisins (Kishmish), (Average Quality) | 40 kg | LAH | 14000.00 | 15664.91 | 14000.00 | -10.63 | 0.00 | | |
| | | RAW | 8932.83 | 8932.83 | 8433.20 | 0.00 | 5.92 | | |
| | | MUL | 13066.33 | 13066.33 | 13066.33 | 0.00 | 0.00 | | |
| | | KAR | 14132.08 | 14132.08 | 11460.56 | 0.00 | 23.31 | | |
| | | HYD | 13000.00 | 13000.00 | 10500.00 | 0.00 | 23.81 | | |
| | | MPK | 11000.00 | 11000.00 | 11000.00 | 0.00 | 0.00 | | |
| | | PSH | 12000.00 | 12000.00 | 6400.00 | 0.00 | 87.50 | | |
| | | BNU | 12000.00 | 12000.00 | 12000.00 | 0.00 | 0.00 | | |
| | | QTA | 17551.38 | 17551.38 | 7931.12 | 0.00 | 121.30 | | |
| | | 2141301. Groundnut with Shell, (Average Quality) | 40 kg | LAH | 8433.20 | 7866.10 | 8433.20 | 7.21 | 0.00 |
| | | | | RAW | 7466.52 | 7466.52 | 6133.15 | 0.00 | 21.74 |
| MUL | 5161.40 | | | 5161.40 | 5665.89 | 0.00 | -8.90 | | |
| KAR | 10196.13 | | | 10196.13 | 10131.59 | 0.00 | 0.64 | | |
| HYD | 8000.00 | | | 8000.00 | 5800.00 | 0.00 | 37.93 | | |
| MPK | 5200.00 | | | 5200.00 | 4600.00 | 0.00 | 13.04 | | |
| | | PSH | 6400.00 | 6400.00 | 6065.94 | 0.00 | 5.51 | | |
| | | QTA | 8320.34 | 8320.34 | 7931.12 | 0.00 | 4.91 | | |
| 031. Fruit Juices | | | | | | | | | |
| 2142902. Jam-i-Shireen (Standard Size) | Dozen | LAH | 2244.00 | 2200.00 | 2100.00 | 2.00 | 6.86 | | |
| | | FAS | 2300.00 | 2250.00 | 2000.00 | 2.22 | 15.00 | | |
| | | RAW | 2316.66 | 2206.65 | 2116.54 | 4.99 | 9.46 | | |
| | | MUL | 2328.00 | 2328.00 | 1970.00 | 0.00 | 18.17 | | |
| | | GUJ | 2132.82 | 2100.00 | 2050.00 | 1.56 | 4.04 | | |
| | | BPR | 2400.00 | 2200.00 | 2143.97 | 9.09 | 11.94 | | |
| | | KAR | 2376.00 | 2184.00 | 2100.00 | 8.79 | 13.14 | | |
| | | HYD | 2200.00 | 2200.00 | 2220.00 | 0.00 | -0.90 | | |
| | | SKR | 2280.00 | 2150.00 | 2030.00 | 6.05 | 12.32 | | |
| | | PSH | 2380.00 | 2200.00 | 2020.00 | 8.18 | 17.82 | | |
| | | BNU | 2200.00 | 2200.00 | 2030.00 | 0.00 | 8.37 | | |
| | | 2142903. Fruit Juice Tetra Pack, Sheezan/Maz | Dozen | LAH | 190.00 | 190.00 | 190.00 | 0.00 | 0.00 |
| | | | | FAS | 182.00 | 178.00 | 161.65 | 2.25 | 12.59 |
| | | | | RAW | 186.61 | 163.32 | 156.65 | 14.26 | 19.13 |
| MUL | 156.00 | | | 156.00 | 156.00 | 0.00 | 0.00 | | |
| KAR | 192.00 | | | 192.00 | 168.00 | 0.00 | 14.29 | | |
| HYD | 200.00 | | | 200.00 | 170.00 | 0.00 | 17.65 | | |
| | | SKR | 180.00 | 180.00 | 180.00 | 0.00 | 0.00 | | |
| | | PSH | 155.00 | 155.00 | 133.00 | 0.00 | 16.54 | | |
| | | QTA | 110.00 | 110.00 | 110.00 | 0.00 | 0.00 | | |
| 2142904. Lemon / Orange Squash, Mitchell's, 730ML | Dozen | LAH | 1800.00 | 1800.00 | 1620.00 | 0.00 | 11.11 | | |
| | | FAS | 1860.00 | 1860.00 | 1630.00 | 0.00 | 14.11 | | |
| | | RAW | 2156.66 | 2156.66 | 1906.64 | 0.00 | 13.11 | | |
| | | MUL | 2004.00 | 2004.00 | 1788.00 | 0.00 | 12.08 | | |
| | | KAR | 2160.00 | 2160.00 | 1783.96 | 0.00 | 21.08 | | |
| | | HYD | 2400.00 | 2400.00 | 2040.00 | 0.00 | 17.65 | | |
| | | PSH | 2330.00 | 2100.00 | 2100.00 | 10.95 | 10.95 | | |
| 2142905. Murree Brewery /Tops Juice Malt 79(Abbe Jow) | Dozen | LAH | 495.00 | 495.00 | 495.00 | 0.00 | 0.00 | | |
| | | RAW | 713.27 | 713.27 | 706.60 | 0.00 | 0.94 | | |
| | | KSR | 435.00 | 435.00 | 435.00 | 0.00 | 0.00 | | |
| 2149201. Apple / Mango / Orange / Mix Fruit, Jam, 450 Gm | Dozen | LAH | 1600.00 | 1600.00 | 1515.00 | 0.00 | 5.61 | | |
| | | RAW | 1626.66 | 1626.66 | 1506.64 | 0.00 | 7.97 | | |

Contd.

7.8 Intercity Wholesale Prices of Selected Commodities

| Group/Commodity/Item Specification | Unit | City | Prices (Rs.) | | | % Change in Sept.2019 Over | |
|--|-------|------|--------------|------------|------------|----------------------------|------------|
| | | | Sept.,2019 | Aug., 2019 | Sept.,2018 | Aug., 2019 | Sept.,2018 |
| | | KAR | 1512.00 | 1512.00 | 1320.00 | 0.00 | 14.55 |
| | | MPK | 1183.00 | 1183.00 | 1183.00 | 0.00 | 0.00 |
| | | PSH | 1740.00 | 1740.00 | 1410.00 | 0.00 | 23.40 |
| | | QTA | 1740.00 | 1740.00 | 1320.00 | 0.00 | 31.82 |
| 2149202. Mango / Mixed Pickle in Oil, Bottle, 340 Gm | Dozen | LAH | 1120.00 | 1120.00 | 1120.00 | 0.00 | 0.00 |
| | | RAW | 1436.66 | 1436.66 | 1353.33 | 0.00 | 6.16 |
| | | KAR | 1512.00 | 1512.00 | 1380.00 | 0.00 | 9.57 |
| | | MPK | 992.76 | 992.76 | 992.76 | 0.00 | 0.00 |
| | | PSH | 1350.00 | 1350.00 | 1320.00 | 0.00 | 2.27 |
| | | QTA | 1500.00 | 1500.00 | 1200.00 | 0.00 | 25.00 |
| 032. Vegetable Oils Refined | | | | | | | |
| 2154101. Soyabean Cooking Oil, Tin/ Bottle, 5 Litre | Dozen | LAH | 11520.00 | 11520.00 | 10440.00 | 0.00 | 10.34 |
| | | FAS | 12960.00 | 12960.00 | 10879.41 | 0.00 | 19.12 |
| | | RAW | 12559.87 | 12559.87 | 10279.84 | 0.00 | 22.18 |
| | | MUL | 12804.00 | 12804.00 | 10992.96 | 0.00 | 16.47 |
| | | KAR | 12180.00 | 11400.00 | 8899.96 | 6.84 | 36.85 |
| | | HYD | 13560.00 | 13560.00 | 11733.24 | 0.00 | 15.57 |
| | | SKR | 11520.00 | 11520.00 | 10314.00 | 0.00 | 11.69 |
| | | MPK | 11200.00 | 11200.00 | 11280.00 | 0.00 | -0.71 |
| | | PSH | 12600.00 | 12600.00 | 11400.00 | 0.00 | 10.53 |
| | | BNU | 11160.00 | 11160.00 | 11280.00 | 0.00 | -1.06 |
| | | QTA | 10080.00 | 10080.00 | 10080.00 | 0.00 | 0.00 |
| 2154301. Sun Flower Cooking Oil Tin/ Bottle, 5 Litre | Dozen | LAH | 12000.00 | 11640.00 | 10560.00 | 3.09 | 13.64 |
| | | FAS | 12720.00 | 12720.00 | 10639.40 | 0.00 | 19.56 |
| | | RAW | 12559.87 | 12559.87 | 10279.84 | 0.00 | 22.18 |
| | | MUL | 13476.00 | 13476.00 | 10724.64 | 0.00 | 25.65 |
| | | KAR | 12240.00 | 11520.00 | 8899.96 | 6.25 | 37.53 |
| | | HYD | 13660.00 | 13660.00 | 10933.32 | 0.00 | 24.94 |
| | | SKR | 11520.00 | 11520.00 | 10080.00 | 0.00 | 14.29 |
| | | PSH | 12600.00 | 12600.00 | 10200.00 | 0.00 | 23.53 |
| | | QTA | 10800.00 | 10800.00 | 10800.00 | 0.00 | 0.00 |
| 2154401. Mustard & Rape Seed Oil | 40 kg | LAH | 6133.15 | 6133.15 | 6433.16 | 0.00 | -4.66 |
| | | RAW | 7766.52 | 7766.52 | 6866.50 | 0.00 | 13.11 |
| | | MUL | 5891.87 | 5891.87 | 5465.86 | 0.00 | 7.79 |
| | | KSR | 6300.00 | 6300.00 | 6333.16 | 0.00 | -0.52 |
| | | KAR | 6666.00 | 6666.00 | 6666.00 | 0.00 | 0.00 |
| | | HYD | 6050.00 | 5900.00 | 5640.00 | 2.54 | 7.27 |
| | | MPK | 6200.00 | 6000.00 | 5520.00 | 3.33 | 12.32 |
| | | PSH | 8000.00 | 8000.00 | 6750.00 | 0.00 | 18.52 |
| | | BNU | 6800.00 | 6800.00 | 6400.00 | 0.00 | 6.25 |
| | | QTA | 6798.04 | 6798.04 | 5930.38 | 0.00 | 14.63 |
| 2154801. Cotton Seed Oil | 40 kg | LAH | 6016.62 | 5800.00 | 5800.00 | 3.73 | 3.73 |
| | | MUL | 4233.07 | 4233.07 | 4233.07 | 0.00 | 0.00 |
| | | GUJ | 5000.00 | 5000.00 | 5000.00 | 0.00 | 0.00 |
| | | SAR | 5216.61 | 5358.00 | 4324.00 | -2.64 | 20.64 |
| | | KAR | 5528.77 | 5528.77 | 5528.77 | 0.00 | 0.00 |
| | | HYD | 5250.00 | 5000.00 | 4230.00 | 5.00 | 24.11 |
| | | SKR | 5200.00 | 5200.00 | 5720.00 | 0.00 | -9.09 |
| | | NWB | 6166.49 | 6166.49 | 6000.00 | 0.00 | 2.77 |
| | | PSH | 5100.00 | 5100.00 | 5100.00 | 0.00 | 0.00 |
| 2154901. Rafhan Corn Oil, 2 Litre | Dozen | LAH | 9000.00 | 9000.00 | 8760.00 | 0.00 | 2.74 |
| | | FAS | 9199.45 | 9199.92 | 8796.00 | -0.01 | 4.59 |
| | | RAW | 12799.87 | 12799.87 | 10119.84 | 0.00 | 26.48 |
| | | MUL | 9060.00 | 9060.00 | 8436.00 | 0.00 | 7.40 |
| | | KAR | 9996.00 | 9996.00 | 8319.81 | 0.00 | 20.15 |
| | | HYD | 10260.00 | 10260.00 | 8640.00 | 0.00 | 18.75 |
| | | MPK | 8460.00 | 8460.00 | 8460.00 | 0.00 | 0.00 |
| | | PSH | 9120.00 | 9120.00 | 8400.00 | 0.00 | 8.57 |
| | | QTA | 8760.00 | 8760.00 | 8760.00 | 0.00 | 0.00 |

Contd.

7.8 Intercity Wholesale Prices of Selected Commodities

| Group/Commodity/Item Specification | Unit | City | Prices (Rs.) | | | % Change in Sept.2019 Over | |
|---|-------|------|--------------|------------|------------|----------------------------|------------|
| | | | Sept.,2019 | Aug., 2019 | Sept.,2018 | Aug., 2019 | Sept.,2018 |
| 033. Vegetable Ghee | | | | | | | |
| 2159001. Vegetable Ghee, Carton, 16 kg | Each | LAH | 2750.00 | 2750.00 | 2280.00 | 0.00 | 20.61 |
| | | RAW | 2833.23 | 2693.32 | 2373.33 | 5.19 | 19.38 |
| | | MUL | 2816.00 | 2824.00 | 2484.99 | -0.28 | 13.32 |
| | | SKT | 2070.00 | 2070.00 | 2070.00 | 0.00 | 0.00 |
| | | KAR | 3000.00 | 3000.00 | 2376.65 | 0.00 | 26.23 |
| | | SKR | 2340.00 | 2340.00 | 1880.00 | 0.00 | 24.47 |
| | | MPK | 2600.00 | 2480.00 | 2100.00 | 4.84 | 23.81 |
| | | PSH | 2970.00 | 2970.00 | 2530.00 | 0.00 | 17.39 |
| | | QTA | 3392.00 | 3392.00 | 2500.00 | 0.00 | 35.68 |
| 2159002. Vegetable Ghee, Dalda, 5 Kg | Dozen | LAH | 12200.00 | 12200.00 | 10740.00 | 0.00 | 13.59 |
| | | FAS | 12360.00 | 12360.00 | 10800.00 | 0.00 | 14.44 |
| | | RAW | 12439.87 | 12439.87 | 10279.84 | 0.00 | 21.01 |
| | | MUL | 12516.00 | 12516.00 | 10782.60 | 0.00 | 16.08 |
| | | SAR | 12600.00 | 12600.00 | 11424.00 | 0.00 | 10.29 |
| | | KAR | 12240.00 | 12240.00 | 11280.00 | 0.00 | 8.51 |
| | | HYD | 12720.00 | 12720.00 | 11400.00 | 0.00 | 11.58 |
| | | SKR | 11760.00 | 11760.00 | 9360.00 | 0.00 | 25.64 |
| | | PSH | 12840.00 | 12240.00 | 11040.00 | 4.90 | 16.30 |
| | | QTA | 12924.00 | 12924.00 | 11280.00 | 0.00 | 14.57 |
| 034. Oil Cakes | | | | | | | |
| 2171001. Cotton Seed Oil Cakes | 40 kg | LAH | 2100.00 | 2100.00 | 1800.00 | 0.00 | 16.67 |
| | | FAS | 2100.00 | 2100.00 | 1700.00 | 0.00 | 23.53 |
| | | MUL | 1516.48 | 1516.48 | 1432.57 | 0.00 | 5.86 |
| | | SAR | 2300.00 | 2316.55 | 2216.00 | -0.71 | 3.79 |
| | | BPR | 1732.70 | 2132.82 | 1732.70 | -18.76 | 0.00 |
| | | HYD | 1800.00 | 2000.00 | 1800.00 | -10.00 | 0.00 |
| | | SKR | 1795.00 | 1795.00 | 1720.00 | 0.00 | 4.36 |
| | | MPK | 1450.00 | 1850.00 | 1360.00 | -21.62 | 6.62 |
| | | PSH | 2000.00 | 2000.00 | 1730.00 | 0.00 | 15.61 |
| | | QTA | 1250.00 | 1250.00 | 1250.00 | 0.00 | 0.00 |
| 2171002. Mustard & Rapseed Oil Cakes | 40 kg | LAH | 1700.00 | 1700.00 | 1400.00 | 0.00 | 21.43 |
| | | FAS | 1400.00 | 1400.00 | 1350.00 | 0.00 | 3.70 |
| | | MUL | 1366.47 | 1366.47 | 1266.45 | 0.00 | 7.90 |
| | | SAR | 1416.47 | 1450.00 | 1350.00 | -2.31 | 4.92 |
| | | BPR | 1416.47 | 1416.47 | 1416.47 | 0.00 | 0.00 |
| | | HYD | 1500.00 | 1600.00 | 1520.00 | -6.25 | -1.32 |
| | | SKR | 1450.00 | 1450.00 | 1490.00 | 0.00 | -2.68 |
| | | MPK | 1300.00 | 1350.00 | 1200.00 | -3.70 | 8.33 |
| | | PSH | 2000.00 | 2000.00 | 1750.00 | 0.00 | 14.29 |
| | | QTA | 999.17 | 999.17 | 965.49 | 0.00 | 3.49 |
| 035. Processed Liquid Milk | | | | | | | |
| 2211002. MilkPak, Nestle, 1 Litre | Dozen | LAH | 1550.00 | 1550.00 | 1500.00 | 0.00 | 3.33 |
| | | FAS | 1540.00 | 1520.00 | 1530.00 | 1.32 | 0.65 |
| | | RAW | 1513.30 | 1456.66 | 1433.33 | 3.89 | 5.58 |
| | | KAR | 1480.00 | 1480.00 | 1250.00 | 0.00 | 18.40 |
| | | HYD | 1560.00 | 1560.00 | 1620.00 | 0.00 | -3.70 |
| | | SKR | 1440.00 | 1440.00 | 1347.96 | 0.00 | 6.83 |
| | | PSH | 1470.00 | 1470.00 | 1470.00 | 0.00 | 0.00 |
| 036. Milk & Cream in Solid Form | | | | | | | |
| 2221001. Powdered Milk, Everyday (Nestle), 1 Kg | Dozen | LAH | 9360.00 | 9360.00 | 8400.00 | 0.00 | 11.43 |
| | | RAW | 9399.96 | 9399.96 | 8199.81 | 0.00 | 14.64 |
| | | MUL | 9612.00 | 9612.00 | 8719.92 | 0.00 | 10.23 |
| | | KAR | 9960.00 | 9960.00 | 8700.00 | 0.00 | 14.48 |
| | | HYD | 10105.20 | 10105.20 | 9221.04 | 0.00 | 9.59 |
| | | SKR | 9840.00 | 9840.00 | 7980.00 | 0.00 | 23.31 |
| | | PSH | 9960.00 | 9960.00 | 8160.00 | 0.00 | 22.06 |
| | | BNU | 9960.00 | 9600.00 | 8880.00 | 3.75 | 12.16 |
| | | QTA | 11340.00 | 11340.00 | 8160.00 | 0.00 | 38.97 |

Contd.

7.8 Intercity Wholesale Prices of Selected Commodities

| Group/Commodity/Item Specification | Unit | City | Prices (Rs.) | | | % Change in Sept.2019 Over | | |
|---|---------|---|--------------|------------|------------|----------------------------|------------|-------|
| | | | Sept.,2019 | Aug., 2019 | Sept.,2018 | Aug., 2019 | Sept.,2018 | |
| 2221201. Powdered Milk, Skimmed, Bag, 25 kg | Each | LAH | 12000.00 | 12000.00 | 11664.31 | 0.00 | 2.88 | |
| | | RAW | 14133.02 | 13831.31 | 12866.32 | 2.18 | 9.85 | |
| | | MUL | 11066.27 | 11066.27 | 9257.97 | 0.00 | 19.53 | |
| | | KAR | 12824.82 | 12824.82 | 10163.96 | 0.00 | 26.18 | |
| | | PSH | 13600.00 | 13600.00 | 8400.00 | 0.00 | 61.90 | |
| 2221202. Powdered Milk, Nido, Polybag, 910 Gm | Dozen | LAH | 9480.00 | 9480.00 | 7917.00 | 0.00 | 19.74 | |
| | | RAW | 10959.41 | 10959.41 | 8772.25 | 0.00 | 24.93 | |
| | | GUJ | 10080.00 | 10080.00 | 7971.60 | 0.00 | 26.45 | |
| | | KAR | 10080.00 | 10080.00 | 7753.20 | 0.00 | 30.01 | |
| | | HYD | 10560.00 | 9500.40 | 8877.96 | 11.15 | 18.95 | |
| 037. Ice Cream | Dozen | PSH | 9600.00 | 9600.00 | 7971.60 | 0.00 | 20.43 | |
| | | 2227001. Ice Cream, Walls/Omore Cup, Large | LAH | 403.31 | 403.31 | 400.00 | 0.00 | 0.83 |
| | | RAW | 523.33 | 523.33 | 493.31 | 0.00 | 6.09 | |
| | | KAR | 480.00 | 480.00 | 480.00 | 0.00 | 0.00 | |
| | | HYD | 480.00 | 480.00 | 432.00 | 0.00 | 11.11 | |
| 038. Dairy Products N.E.C | Dozen | SKR | 453.00 | 453.00 | 453.00 | 0.00 | 0.00 | |
| | | QTA | 456.00 | 456.00 | 456.00 | 0.00 | 0.00 | |
| | | 2229001. Milo (Nestle), Packet, 200 Gm | LAH | 3000.00 | 3000.00 | 2484.00 | 0.00 | 20.77 |
| | | FAS | 2800.00 | 2800.00 | 2484.00 | 0.00 | 12.72 | |
| | | RAW | 2499.84 | 2499.84 | 2299.83 | 0.00 | 8.70 | |
| 2229002. Lactogen, Soft Pack, 400 Gm | Dozen | KAR | 3240.00 | 3240.00 | 2400.00 | 0.00 | 35.00 | |
| | | MPK | 2760.00 | 2760.00 | 2760.00 | 0.00 | 0.00 | |
| | | PSH | 2520.00 | 2520.00 | 2280.00 | 0.00 | 10.53 | |
| | | QTA | 1920.00 | 1920.00 | 1920.00 | 0.00 | 0.00 | |
| | | LAH | 5400.00 | 5400.00 | 5400.00 | 0.00 | 0.00 | |
| | | FAS | 6060.00 | 5820.00 | 5499.96 | 4.12 | 10.18 | |
| | | RAW | 5799.93 | 5799.93 | 5419.93 | 0.00 | 7.01 | |
| | | MUL | 5791.20 | 5791.20 | 5555.40 | 0.00 | 4.24 | |
| | | KAR | 5520.00 | 5520.00 | 5100.00 | 0.00 | 8.24 | |
| | | HYD | 6240.00 | 5760.00 | 5640.00 | 8.33 | 10.64 | |
| 039. Wheat Flour | Each | MPK | 6120.00 | 5580.00 | 5580.00 | 9.68 | 9.68 | |
| | | PSH | 5640.00 | 5640.00 | 5160.00 | 0.00 | 9.30 | |
| | | QTA | 6120.00 | 6120.00 | 5400.00 | 0.00 | 13.33 | |
| | | 2311001. Wheat Flour, (Super Quality), Bag, 80 Kg | LAH | 3760.00 | 3760.00 | 3600.00 | 0.00 | 4.44 |
| | | FAS | 3280.00 | 3280.00 | 2880.00 | 0.00 | 13.89 | |
| | | RAW | 4283.27 | 4183.27 | 3286.65 | 2.39 | 30.32 | |
| | | MUL | 3200.00 | 3032.97 | 2906.61 | 5.51 | 10.09 | |
| | | GUJ | 3400.00 | 3400.00 | 3040.00 | 0.00 | 11.84 | |
| | | SAR | 3360.00 | 3300.00 | 3280.00 | 1.82 | 2.44 | |
| | | SKT | 4200.00 | 4200.00 | 3000.00 | 0.00 | 40.00 | |
| 2311002. Wheat Flour, (Average Quality), Bag, 80 Kg | Each | KAR | 3892.61 | 3562.81 | 3463.45 | 9.26 | 12.39 | |
| | | HYD | 4080.00 | 3680.00 | 3440.00 | 10.87 | 18.60 | |
| | | SKR | 3520.00 | 3280.00 | 2720.00 | 7.32 | 29.41 | |
| | | LRK | 3600.00 | 3240.00 | 3080.00 | 11.11 | 16.88 | |
| | | PSH | 3850.00 | 3650.00 | 3500.00 | 5.48 | 10.00 | |
| | | QTA | 3759.43 | 3599.41 | 4132.65 | 4.45 | -9.03 | |
| | | LAH | 3120.00 | 3120.00 | 3040.00 | 0.00 | 2.63 | |
| | | FAS | 3000.00 | 3000.00 | 2680.00 | 0.00 | 11.94 | |
| | | RAW | 3341.59 | 3233.25 | 2636.65 | 3.35 | 26.74 | |
| | | MUL | 3120.00 | 2899.86 | 2826.42 | 7.59 | 10.39 | |
| SAH | 3150.00 | 3116.58 | 2880.00 | 1.07 | 9.38 | | | |
| SAR | 3000.00 | 3000.00 | 2640.00 | 0.00 | 13.64 | | | |
| BPR | 3392.00 | 3320.00 | 2880.00 | 2.17 | 17.78 | | | |
| KAR | 3466.46 | 3146.44 | 2906.42 | 10.17 | 19.27 | | | |
| HYD | 3680.00 | 3380.00 | 3000.00 | 8.88 | 22.67 | | | |

Contd.

7.8 Intercity Wholesale Prices of Selected Commodities

| Group/Commodity/Item Specification | Unit | City | Prices (Rs.) | | | % Change in Sept.2019 Over | | | | |
|---|----------|---|--------------|----------------------------|------------|----------------------------|------------|---------|-------|-------|
| | | | Sept.,2019 | Aug., 2019 | Sept.,2018 | Aug., 2019 | Sept.,2018 | | | |
| 2311003. Wheat Flour, Bag, (Average Quality), 20 Kg | Dozen | SKR | 3440.00 | 3040.00 | 2640.00 | 13.16 | 30.30 | | | |
| | | LRK | 3440.00 | 3040.00 | 2880.00 | 13.16 | 19.44 | | | |
| | | MPK | 3400.00 | 3280.00 | 2720.00 | 3.66 | 25.00 | | | |
| | | PSH | 3440.00 | 3280.00 | 3000.00 | 4.88 | 14.67 | | | |
| | | QTA | 3679.42 | 3519.39 | 3972.62 | 4.55 | -7.38 | | | |
| | | LAH | 9600.00 | 9180.00 | 8400.00 | 4.58 | 14.29 | | | |
| | | FAS | 9840.00 | 9840.00 | 8640.00 | 0.00 | 13.89 | | | |
| | | RAW | 10200.00 | 10200.00 | 8679.82 | 0.00 | 17.51 | | | |
| | | MUL | 9360.00 | 8880.00 | 8640.00 | 5.41 | 8.33 | | | |
| | | GUJ | 9600.00 | 9600.00 | 8640.00 | 0.00 | 11.11 | | | |
| | | SKT | 9840.00 | 9840.00 | 8880.00 | 0.00 | 10.81 | | | |
| | | BPR | 9960.00 | 9960.00 | 8880.00 | 0.00 | 12.16 | | | |
| | | KAR | 12000.00 | 10080.00 | 10560.00 | 19.05 | 13.64 | | | |
| | | HYD | 11570.00 | 10320.00 | 9600.00 | 12.11 | 20.52 | | | |
| | | SKR | 10680.00 | 9720.00 | 8400.00 | 9.88 | 27.14 | | | |
| | | 2311004. Maida, (Average Quality), Bag, 40 Kg | Each | LRK | 9840.00 | 9120.00 | 8719.27 | 7.89 | 12.85 | |
| MPK | 9960.00 | | | 9840.00 | 8640.00 | 1.22 | 15.28 | | | |
| NWB | 9118.43 | | | 9118.43 | 8799.27 | 0.00 | 3.63 | | | |
| PSH | 9600.00 | | | 9600.00 | 8719.27 | 0.00 | 10.10 | | | |
| QTA | 10799.56 | | | 10319.53 | 9757.41 | 4.65 | 10.68 | | | |
| LAH | 1920.00 | | | 1920.00 | 1680.00 | 0.00 | 14.29 | | | |
| FAS | 1760.00 | | | 1760.00 | 1600.00 | 0.00 | 10.00 | | | |
| RAW | 2141.63 | | | 2091.63 | 1643.33 | 2.39 | 30.32 | | | |
| MUL | 1624.62 | | | 1624.62 | 1616.50 | 0.00 | 0.50 | | | |
| SAR | 1880.00 | | | 1800.00 | 1600.00 | 4.44 | 17.50 | | | |
| BPR | 1800.00 | | | 1763.33 | 1716.51 | 2.08 | 4.86 | | | |
| KAR | 1813.24 | | | 1746.26 | 1626.23 | 3.84 | 11.50 | | | |
| HYD | 1905.00 | | | 1905.00 | 1625.00 | 0.00 | 17.23 | | | |
| SKR | 1960.00 | | | 1840.00 | 1800.00 | 6.52 | 8.89 | | | |
| MPK | 1920.00 | | | 1830.00 | 1640.00 | 4.92 | 17.07 | | | |
| 2311005. Suji, Bag, 40 Kg | Each | | | PSH | 1840.00 | 2070.00 | 1694.00 | -11.11 | 8.62 | |
| | | QTA | 2193.92 | 2193.92 | 2364.82 | 0.00 | -7.23 | | | |
| | | LAH | 2080.00 | 2080.00 | 1882.35 | 0.00 | 10.50 | | | |
| | | FAS | 1760.00 | 1760.00 | 1600.00 | 0.00 | 10.00 | | | |
| | | RAW | 2191.63 | 2041.63 | 1560.74 | 7.35 | 40.42 | | | |
| | | MUL | 1685.85 | 1685.85 | 1490.15 | 0.00 | 13.13 | | | |
| | | SAH | 1682.18 | 1800.00 | 1586.98 | -6.55 | 6.00 | | | |
| | | BPR | 1795.89 | 1800.00 | 1800.00 | -0.23 | -0.23 | | | |
| | | KAR | 1946.30 | 1813.24 | 1746.26 | 7.34 | 11.46 | | | |
| | | HYD | 1760.00 | 1637.64 | 1600.00 | 7.47 | 10.00 | | | |
| | | SKR | 1960.00 | 1840.00 | 1685.65 | 6.52 | 16.28 | | | |
| | | MPK | 1930.00 | 1730.00 | 1640.00 | 11.56 | 17.68 | | | |
| | | PSH | 1960.00 | 1950.00 | 1632.47 | 0.51 | 20.06 | | | |
| | | QTA | 2394.43 | 2394.43 | 2366.99 | 0.00 | 1.16 | | | |
| | | 2311006. Cerelac, Wheat, 400 Gm | Dozen | LAH | 3720.00 | 3720.00 | 3468.00 | 0.00 | 7.27 | |
| | | | | FAS | 3660.00 | 3660.00 | 3450.00 | 0.00 | 6.09 | |
| RAW | 4239.91 | | | 4239.91 | 3720.00 | 0.00 | 13.98 | | | |
| MUL | 4080.00 | | | 4080.00 | 3492.00 | 0.00 | 16.84 | | | |
| KAR | 3084.00 | | | 3084.00 | 3084.00 | 0.00 | 0.00 | | | |
| HYD | 3617.18 | | | 3617.18 | 3120.00 | 0.00 | 15.94 | | | |
| MPK | 3720.00 | | | 3720.00 | 3060.00 | 0.00 | 21.57 | | | |
| PSH | 3360.00 | | | 3240.00 | 3120.00 | 3.70 | 7.69 | | | |
| QTA | 2940.00 | | | 2940.00 | 2940.00 | 0.00 | 0.00 | | | |
| 040. Other Cereal Flour | Each | | | 2312001. Besan, Bag, 40 Kg | LAH | 4400.00 | 4400.00 | 3701.70 | 0.00 | 18.86 |
| | | | | | FAS | 4200.00 | 4100.00 | 3900.24 | 2.44 | 7.69 |
| | | | | | RAW | 4155.98 | 4155.98 | 3937.24 | 0.00 | 5.56 |
| | | | | | MUL | 3996.61 | 3996.61 | 3584.04 | 0.00 | 11.51 |
| | | | | | GUJ | 4400.00 | 4400.00 | 3749.65 | 0.00 | 17.34 |

Contd.

7.8 Intercity Wholesale Prices of Selected Commodities

| Group/Commodity/Item Specification | Unit | City | Prices (Rs.) | | | % Change in Sept.2019 Over | |
|---|-------|------|--------------|------------|------------|----------------------------|------------|
| | | | Sept.,2019 | Aug., 2019 | Sept.,2018 | Aug., 2019 | Sept.,2018 |
| | | SAR | 4400.00 | 4400.00 | 4000.00 | 0.00 | 10.00 |
| | | SKT | 3850.00 | 3850.00 | 3800.00 | 0.00 | 1.32 |
| | | KSR | 4433.08 | 4433.08 | 3670.59 | 0.00 | 20.77 |
| | | KAR | 4665.72 | 4465.68 | 4465.68 | 4.48 | 4.48 |
| | | HYD | 4162.35 | 4162.35 | 3952.94 | 0.00 | 5.30 |
| | | SKR | 4400.00 | 4400.00 | 4000.00 | 0.00 | 10.00 |
| | | MPK | 4124.00 | 4188.00 | 4000.00 | -1.53 | 3.10 |
| | | PSH | 5460.00 | 5460.00 | 4282.35 | 0.00 | 27.50 |
| | | QTA | 6239.66 | 6239.66 | 5812.85 | 0.00 | 7.34 |
| 041. Sugar Refined | | | | | | | |
| 2352001. Sugar, Refined, Bag, 50 Kg | Each | LAH | 3600.00 | 3700.00 | 2600.00 | -2.70 | 38.46 |
| | | FAS | 3579.97 | 3516.59 | 2506.65 | 1.80 | 42.82 |
| | | RAW | 3713.32 | 3783.26 | 2650.00 | -1.85 | 40.13 |
| | | MUL | 3516.59 | 3516.59 | 2608.31 | 0.00 | 34.82 |
| | | GUJ | 3620.00 | 3620.00 | 2650.00 | 0.00 | 36.60 |
| | | SKT | 3650.00 | 3650.00 | 2600.00 | 0.00 | 40.38 |
| | | KAR | 3400.00 | 3375.00 | 2571.80 | 0.74 | 32.20 |
| | | HYD | 3420.00 | 3300.00 | 2500.00 | 3.64 | 36.80 |
| | | MPK | 3450.00 | 3520.00 | 2520.00 | -1.99 | 36.90 |
| | | PSH | 3560.00 | 3380.00 | 2556.65 | 5.33 | 39.24 |
| | | QTA | 3500.00 | 3600.00 | 2560.00 | -2.78 | 36.72 |
| 2352002. Gur, (Average Quality) | 40 kg | LAH | 4065.59 | 4065.59 | 2865.14 | 0.00 | 41.90 |
| | | MUL | 3833.05 | 3833.05 | 1816.51 | 0.00 | 111.01 |
| | | SAR | 4016.60 | 4000.00 | 2665.03 | 0.41 | 50.72 |
| | | SKT | 4400.00 | 4400.00 | 2800.00 | 0.00 | 57.14 |
| | | KSR | 4000.00 | 4000.00 | 3065.24 | 0.00 | 30.50 |
| | | KAR | 3465.40 | 3465.40 | 2264.74 | 0.00 | 53.02 |
| | | HYD | 2800.00 | 2800.00 | 2000.00 | 0.00 | 40.00 |
| | | SKR | 3570.00 | 3550.00 | 2600.00 | 0.56 | 37.31 |
| | | PSH | 3298.99 | 3298.99 | 3132.98 | 0.00 | 5.30 |
| | | QTA | 3996.66 | 3195.83 | 3127.81 | 25.06 | 27.78 |
| 042. Chocolate | | | | | | | |
| 2366001. Chocolate Candy, Large packet | Each | LAH | 155.00 | 155.00 | 155.00 | 0.00 | 0.00 |
| | | RAW | 105.67 | 105.67 | 105.67 | 0.00 | 0.00 |
| | | BPR | 105.00 | 105.00 | 105.00 | 0.00 | 0.00 |
| | | KSR | 155.00 | 155.00 | 155.00 | 0.00 | 0.00 |
| | | KAR | 90.00 | 90.00 | 155.00 | 0.00 | -41.94 |
| | | PSH | 160.00 | 160.00 | 160.00 | 0.00 | 0.00 |
| 043. Sugar Confectionary | | | | | | | |
| 2367001. Toffee Hilal, Large Packet | Each | LAH | 60.00 | 60.00 | 48.00 | 0.00 | 25.00 |
| | | RAW | 98.30 | 98.30 | 83.99 | 0.00 | 17.04 |
| | | GUJ | 48.00 | 48.00 | 48.00 | 0.00 | 0.00 |
| | | SKT | 60.00 | 60.00 | 60.00 | 0.00 | 0.00 |
| | | BPR | 60.00 | 60.00 | 60.00 | 0.00 | 0.00 |
| | | KSR | 60.00 | 60.00 | 48.00 | 0.00 | 25.00 |
| | | KAR | 60.00 | 60.00 | 55.00 | 0.00 | 9.09 |
| | | HYD | 60.00 | 60.00 | 60.00 | 0.00 | 0.00 |
| | | LRK | 60.00 | 60.00 | 55.00 | 0.00 | 9.09 |
| | | PSH | 60.00 | 60.00 | 60.00 | 0.00 | 0.00 |
| | | QTA | 62.00 | 62.00 | 48.00 | 0.00 | 29.17 |
| 044. Coffee & Tea | | | | | | | |
| 2391301. Tea, Lipton Yellow Label, Packet, 190 Gm | 6 No. | LAH | 1302.00 | 1197.00 | 1116.25 | 8.77 | 16.64 |
| | | FAS | 1180.00 | 1180.00 | 1039.99 | 0.00 | 13.46 |
| | | RAW | 1276.66 | 1166.66 | 1019.66 | 9.43 | 25.20 |
| | | MUL | 1317.00 | 1198.50 | 1054.50 | 9.89 | 24.89 |
| | | SKT | 1200.00 | 1200.00 | 1110.02 | 0.00 | 8.11 |
| | | KAR | 1242.00 | 1159.00 | 1083.00 | 7.16 | 14.68 |
| | | HYD | 1320.00 | 1200.00 | 1111.50 | 10.00 | 18.76 |
| | | SKR | 1230.00 | 1230.00 | 1043.78 | 0.00 | 17.84 |

Contd.

7.8 Intercity Wholesale Prices of Selected Commodities

| Group/Commodity/Item Specification | Unit | City | Prices (Rs.) | | | % Change in Sept.2019 Over | |
|--|-------|------|--------------|------------|------------|----------------------------|------------|
| | | | Sept.,2019 | Aug., 2019 | Sept.,2018 | Aug., 2019 | Sept.,2018 |
| 2391302. Tea, Supreme, Packet, 190 Gm | 6 No. | PSH | 1280.00 | 1224.00 | 1083.00 | 4.58 | 18.19 |
| | | QTA | 1350.00 | 1231.00 | 1140.00 | 9.67 | 18.42 |
| | | LAH | 1104.00 | 1030.00 | 969.00 | 7.18 | 13.93 |
| | | FAS | 990.00 | 990.00 | 910.00 | 0.00 | 8.79 |
| | | RAW | 1123.32 | 986.66 | 905.66 | 13.85 | 24.03 |
| | | MUL | 1030.00 | 1030.00 | 917.70 | 0.00 | 12.24 |
| | | SKT | 941.23 | 941.23 | 944.72 | 0.00 | -0.37 |
| | | KAR | 965.98 | 965.98 | 965.98 | 0.00 | 0.00 |
| | | HYD | 1110.00 | 990.00 | 940.50 | 12.12 | 18.02 |
| | | SKR | 1112.00 | 1112.00 | 846.45 | 0.00 | 31.37 |
| 2391303. Tea, Loose (Average Quality) | 40 kg | PSH | 970.00 | 970.00 | 788.50 | 0.00 | 23.02 |
| | | QTA | 1110.00 | 1110.00 | 969.00 | 0.00 | 14.55 |
| | | LAH | 20000.00 | 20000.00 | 19327.65 | 0.00 | 3.48 |
| | | FAS | 27200.00 | 25063.85 | 21600.00 | 8.52 | 25.93 |
| | | RAW | 29066.05 | 29066.05 | 27732.69 | 0.00 | 4.81 |
| | | MUL | 22647.43 | 22647.43 | 23313.91 | 0.00 | -2.86 |
| | | SKT | 20000.00 | 20000.00 | 20000.00 | 0.00 | 0.00 |
| | | KAR | 23463.66 | 23463.66 | 21732.52 | 0.00 | 7.97 |
| | | HYD | 23700.00 | 23700.00 | 23600.00 | 0.00 | 0.42 |
| | | SKR | 22400.00 | 22400.00 | 19800.00 | 0.00 | 13.13 |
| 2391304. Tea, Tapal Danedar, Packet, 190 Gm | 6 No. | MPK | 22000.00 | 23200.00 | 21732.52 | -5.17 | 1.23 |
| | | PSH | 25600.00 | 25600.00 | 23200.00 | 0.00 | 10.34 |
| | | QTA | 26399.49 | 26399.49 | 23259.81 | 0.00 | 13.50 |
| | | LAH | 1165.00 | 1055.00 | 1026.00 | 10.43 | 13.55 |
| | | FAS | 1030.00 | 1030.00 | 1000.00 | 0.00 | 3.00 |
| | | RAW | 1136.66 | 1026.66 | 956.29 | 10.71 | 18.86 |
| | | MUL | 1074.00 | 1074.00 | 965.18 | 0.00 | 11.27 |
| | | KAR | 1134.00 | 1048.00 | 992.75 | 8.21 | 14.23 |
| | | HYD | 1200.00 | 1075.00 | 1109.60 | 11.63 | 8.15 |
| | | PSH | 1140.00 | 1140.00 | 1083.00 | 0.00 | 5.26 |
| 045. Spices | Dozen | QTA | 1170.00 | 1170.00 | 1054.50 | 0.00 | 10.95 |
| | | LAH | 1236.00 | 1236.00 | 1200.00 | 0.00 | 3.00 |
| | | RAW | 1167.99 | 1167.99 | 1167.99 | 0.00 | 0.00 |
| | | MUL | 1226.76 | 1226.76 | 1226.76 | 0.00 | 0.00 |
| | | SKT | 1140.00 | 1140.00 | 1042.68 | 0.00 | 9.33 |
| | | KAR | 1260.00 | 1260.00 | 1260.00 | 0.00 | 0.00 |
| | | HYD | 1320.00 | 1320.00 | 1320.00 | 0.00 | 0.00 |
| | | MPK | 1230.00 | 1230.00 | 1230.00 | 0.00 | 0.00 |
| | | PSH | 1260.00 | 1260.00 | 1224.00 | 0.00 | 2.94 |
| | | QTA | 1440.00 | 1440.00 | 1440.00 | 0.00 | 0.00 |
| 2392201. Red Chillies Powder, National, Packet, 200 Gm | Dozen | LAH | 1680.00 | 1644.00 | 1260.00 | 2.19 | 33.33 |
| | | FAS | 1602.00 | 1602.00 | 1155.84 | 0.00 | 38.60 |
| | | RAW | 1616.66 | 1616.66 | 1663.96 | 0.00 | -2.84 |
| | | MUL | 1636.44 | 1636.44 | 1636.44 | 0.00 | 0.00 |
| | | SKT | 1596.00 | 1596.00 | 1146.24 | 0.00 | 39.24 |
| | | KAR | 1620.00 | 1620.00 | 1200.00 | 0.00 | 35.00 |
| | | HYD | 1800.00 | 1800.00 | 1440.00 | 0.00 | 25.00 |
| | | MPK | 1158.00 | 1158.00 | 1158.00 | 0.00 | 0.00 |
| | | PSH | 1668.00 | 1668.00 | 1320.00 | 0.00 | 26.36 |
| | | QTA | 1752.00 | 1752.00 | 1392.00 | 0.00 | 25.86 |
| 2392402. Corriander Powder, National, Packet, 200 Gm | Dozen | LAH | 1380.00 | 1380.00 | 1055.52 | 0.00 | 30.74 |
| | | FAS | 1120.00 | 1120.00 | 1130.76 | 0.00 | -0.95 |
| | | RAW | 1409.98 | 1409.98 | 1095.99 | 0.00 | 28.65 |
| | | MUL | 1410.72 | 1410.72 | 1146.12 | 0.00 | 23.09 |
| | | SKT | 1464.00 | 1464.00 | 849.36 | 0.00 | 72.37 |
| | | KAR | 1404.00 | 1404.00 | 1080.00 | 0.00 | 30.00 |
| | | HYD | 1560.00 | 1560.00 | 1248.00 | 0.00 | 25.00 |
| | | MPK | 1440.00 | 1440.00 | 820.92 | 0.00 | 75.41 |

Contd.

7.8 Intercity Wholesale Prices of Selected Commodities

| Group/Commodity/Item Specification | Unit | City | Prices (Rs.) | | | % Change in Sept.2019 Over | | | |
|---|--------|--------------------------------------|--------------|------------|------------|----------------------------|------------|------|-------|
| | | | Sept.,2019 | Aug., 2019 | Sept.,2018 | Aug., 2019 | Sept.,2018 | | |
| 2392601. Cloves (Long) | 5 kg | PSH | 1464.00 | 1464.00 | 1080.00 | 0.00 | 35.56 | | |
| | | QTA | 1356.00 | 1356.00 | 1236.00 | 0.00 | 9.71 | | |
| | | LAH | 6750.00 | 6750.00 | 6000.00 | 0.00 | 12.50 | | |
| | | RAW | 5854.26 | 5854.26 | 5645.76 | 0.00 | 3.69 | | |
| | | MUL | 6173.31 | 5812.00 | 5332.04 | 6.22 | 15.78 | | |
| | | KAR | 6332.25 | 6332.25 | 6082.20 | 0.00 | 4.11 | | |
| | | HYD | 7000.00 | 6875.00 | 6000.00 | 1.82 | 16.67 | | |
| | | MPK | 6125.00 | 6062.50 | 5800.00 | 1.03 | 5.60 | | |
| | | PSH | 7250.00 | 7250.00 | 6500.00 | 0.00 | 11.54 | | |
| | | QTA | 4992.20 | 4992.20 | 6240.25 | 0.00 | -20.00 | | |
| 046. Other Food Products | | | | | | | | | |
| 2399401. Vinegar (Sirka), Shangrilla/TOPS/Phool, Large Bottle | Dozen | LAH | 960.00 | 960.00 | 780.00 | 0.00 | 23.08 | | |
| | | RAW | 913.28 | 913.28 | 873.32 | 0.00 | 4.58 | | |
| | | KAR | 616.22 | 616.22 | 616.22 | 0.00 | 0.00 | | |
| | | PSH | 660.00 | 660.00 | 660.00 | 0.00 | 0.00 | | |
| | | QTA | 1080.00 | 1080.00 | 893.14 | 0.00 | 20.92 | | |
| 2399901. Turmeric Powder, National, Packet, 50 Gm | Dozen | LAH | 432.00 | 432.00 | 432.00 | 0.00 | 0.00 | | |
| | | FAS | 425.04 | 425.04 | 383.52 | 0.00 | 10.83 | | |
| | | RAW | 420.00 | 420.00 | 360.00 | 0.00 | 16.67 | | |
| | | MUL | 380.28 | 380.28 | 434.64 | 0.00 | -12.51 | | |
| | | SKT | 432.00 | 432.00 | 380.28 | 0.00 | 13.60 | | |
| | | KAR | 408.00 | 408.00 | 408.00 | 0.00 | 0.00 | | |
| | | HYD | 480.00 | 480.00 | 420.00 | 0.00 | 14.29 | | |
| | | SKR | 420.00 | 420.00 | 380.28 | 0.00 | 10.44 | | |
| | | MPK | 432.00 | 432.00 | 384.00 | 0.00 | 12.50 | | |
| | | PSH | 420.00 | 420.00 | 384.00 | 0.00 | 9.38 | | |
| | | QTA | 360.00 | 360.00 | 360.00 | 0.00 | 0.00 | | |
| 047. Mineral Water | | | | | | | | | |
| 2441001. Mineral Water, Nestle, Bottle, 1.5 Litre | Dozen | LAH | 590.00 | 590.00 | 570.00 | 0.00 | 3.51 | | |
| | | FAS | 486.58 | 486.58 | 460.00 | 0.00 | 5.78 | | |
| | | RAW | 616.55 | 616.55 | 521.66 | 0.00 | 18.19 | | |
| | | MUL | 578.00 | 578.00 | 542.00 | 0.00 | 6.64 | | |
| | | GUJ | 600.00 | 600.00 | 600.00 | 0.00 | 0.00 | | |
| | | SKT | 419.00 | 419.00 | 419.00 | 0.00 | 0.00 | | |
| | | KAR | 546.59 | 546.59 | 499.33 | 0.00 | 9.46 | | |
| | | HYD | 574.83 | 574.83 | 574.83 | 0.00 | 0.00 | | |
| | | SKR | 516.00 | 516.00 | 480.00 | 0.00 | 7.50 | | |
| | | MPK | 510.00 | 510.00 | 510.00 | 0.00 | 0.00 | | |
| | | PSH | 520.00 | 500.00 | 500.00 | 4.00 | 4.00 | | |
| | | | | QTA | 576.00 | 576.00 | 576.00 | 0.00 | 0.00 |
| | | 048. Beverages | | | | | | | |
| 2449001. Coca Cola, Bottle, 1.5 Litre | Dozen | LAH | 1020.00 | 1020.00 | 960.00 | 0.00 | 6.25 | | |
| | | FAS | 980.00 | 980.00 | 760.00 | 0.00 | 28.95 | | |
| | | RAW | 953.29 | 953.29 | 806.61 | 0.00 | 18.18 | | |
| | | MUL | 800.00 | 800.00 | 800.00 | 0.00 | 0.00 | | |
| | | SKT | 780.00 | 780.00 | 850.00 | 0.00 | -8.24 | | |
| | | KAR | 1020.00 | 1020.00 | 984.00 | 0.00 | 3.66 | | |
| | | HYD | 860.00 | 860.00 | 860.00 | 0.00 | 0.00 | | |
| | | SKR | 960.00 | 960.00 | 760.00 | 0.00 | 26.32 | | |
| | | MPK | 1140.00 | 1140.00 | 984.00 | 0.00 | 15.85 | | |
| | | PSH | 900.00 | 800.00 | 800.00 | 12.50 | 12.50 | | |
| | | BNU | 980.00 | 1100.00 | 960.00 | -10.91 | 2.08 | | |
| | | QTA | 900.00 | 900.00 | 900.00 | 0.00 | 0.00 | | |
| | | 2449002. Seven-up, Bottle, 1.5 Litre | Dozen | LAH | 1020.00 | 1020.00 | 960.00 | 0.00 | 6.25 |
| | | | | FAS | 840.00 | 840.00 | 740.00 | 0.00 | 13.51 |
| RAW | 953.29 | | | 953.29 | 806.61 | 0.00 | 18.18 | | |
| MUL | 780.00 | | | 780.00 | 780.00 | 0.00 | 0.00 | | |
| SKT | 800.00 | | | 800.00 | 850.00 | 0.00 | -5.88 | | |
| | | KAR | 1020.00 | 1020.00 | 984.00 | 0.00 | 3.66 | | |

Contd.

7.8 Intercity Wholesale Prices of Selected Commodities

| Group/Commodity/Item Specification | Unit | City | Prices (Rs.) | | | % Change in Sept.2019 Over | |
|---|--------|------|--------------|------------|------------|----------------------------|------------|
| | | | Sept.,2019 | Aug., 2019 | Sept.,2018 | Aug., 2019 | Sept.,2018 |
| | | HYD | 900.00 | 900.00 | 900.00 | 0.00 | 0.00 |
| | | SKR | 960.00 | 960.00 | 760.00 | 0.00 | 26.32 |
| | | MPK | 1140.00 | 1140.00 | 984.00 | 0.00 | 15.85 |
| | | PSH | 900.00 | 800.00 | 800.00 | 12.50 | 12.50 |
| | | BNU | 920.00 | 1000.00 | 900.00 | -8.00 | 2.22 |
| | | QTA | 900.00 | 900.00 | 900.00 | 0.00 | 0.00 |
| 2449004. Pepsi Cola, Bottle, 1.5 Litre | Dozen | LAH | 1020.00 | 1020.00 | 960.00 | 0.00 | 6.25 |
| | | FAS | 840.00 | 840.00 | 740.00 | 0.00 | 13.51 |
| | | RAW | 953.29 | 953.29 | 806.61 | 0.00 | 18.18 |
| | | MUL | 1010.00 | 1010.00 | 780.00 | 0.00 | 29.49 |
| | | SKT | 800.00 | 800.00 | 798.00 | 0.00 | 0.25 |
| | | KAR | 1020.00 | 1020.00 | 984.00 | 0.00 | 3.66 |
| | | HYD | 900.00 | 900.00 | 900.00 | 0.00 | 0.00 |
| | | SKR | 960.00 | 960.00 | 760.00 | 0.00 | 26.32 |
| | | PSH | 900.00 | 800.00 | 800.00 | 12.50 | 12.50 |
| | | BNU | 920.00 | 1000.00 | 900.00 | -8.00 | 2.22 |
| | | QTA | 900.00 | 900.00 | 900.00 | 0.00 | 0.00 |
| 049. Tobacco Products | | | | | | | |
| 2502002. Cigarettes, Melbourne, 20 Cigarette Packet, 10 Sticks (10 danda) | Each | KAR | 6000.00 | 6000.00 | 4800.00 | 0.00 | 25.00 |
| 2502003. Cigarettes, Capstan, 20 Cigarette Packet, 10 Sticks (10 danda) | Each | KAR | 6000.00 | 6000.00 | 4800.00 | 0.00 | 25.00 |
| 2502004. Cigarettes, Gold Leaf, 20 Cigarette Packet, 10 Sticks (10 danda) | Each | KAR | 14000.00 | 14000.00 | 13000.00 | 0.00 | 7.69 |
| 3b) Textiles & Apparels | | | | | | | |
| 050. Cotton Yarn | | | | | | | |
| 2636001. Cotton Yarn, 10/1, Popular Fiber | 10 lbs | KAR | 1400.00 | 1430.00 | 1265.00 | -2.10 | 10.67 |
| 2636002. Cotton Yarn, 16/1, MGM | 10 lbs | KAR | 1546.67 | 1625.00 | 1430.00 | -4.82 | 8.16 |
| 2636003. Cotton Yarn, 21/1, Suriya Textile | 10 lbs | KAR | 1700.00 | 1740.00 | 1530.00 | -2.30 | 11.11 |
| 2636004. Cotton Yarn, 42/1, Abdullah Textile | 10 lbs | KAR | 2300.00 | 2400.00 | 2087.50 | -4.17 | 10.18 |
| 2636005. Cotton Yarn, 20/2, Bajwa | 10 lbs | KAR | 1750.00 | 1800.00 | 1617.50 | -2.78 | 8.19 |
| 051. Nylon Yarn | | | | | | | |
| 2643001. Nylon Yarn, Rupali (Pak) 75/72/00 IN | 1 lb | KAR | 90.00 | 90.00 | 90.00 | 0.00 | 0.00 |
| 2643002. Nylon Yarn, Graton 50/36/00 Flat | 1 lb | KAR | 70.00 | 70.00 | 70.00 | 0.00 | 0.00 |
| 052. Blended Yarn | | | | | | | |
| 2645001. Blnd. Yarn, 30/1, A. A Tex. Z. TW PVC | 1 lb | KAR | 169.00 | 169.00 | 151.75 | 0.00 | 11.37 |
| 2645002. Blnd. Yarn, 40/1, Sana | 1 lb | KAR | 138.00 | 138.00 | 138.00 | 0.00 | 0.00 |
| 2645003. Blnd. Yarn, 60/1 PP, Agar | 1 lb | KAR | 124.00 | 124.00 | 124.00 | 0.00 | 0.00 |
| 2645004. Blnd. Yarn, 30/1, A.ATex.Combed | 1 lb | KAR | 186.00 | 188.00 | 166.75 | -1.06 | 11.54 |
| 053. Woven Fabrics | | | | | | | |
| 2654001. Light Weight Worsted, Lawrencepur | 40 m | LAH | 40655.85 | 40655.85 | 38655.30 | 0.00 | 5.18 |
| | | RAW | 88661.68 | 88661.68 | 58659.15 | 0.00 | 51.15 |
| | | KAR | 74000.00 | 74000.00 | 74000.00 | 0.00 | 0.00 |
| 2654002. Heavy Weight Suiting, Lawrencepur | 40 m | LAH | 80661.19 | 80661.19 | 76660.90 | 0.00 | 5.22 |
| | | RAW | 94661.99 | 94661.99 | 66660.04 | 0.00 | 42.01 |
| | | KAR | 110000.00 | 110000.00 | 110000.00 | 0.00 | 0.00 |
| 2654003. Tweed, Lawrencepur | 40 m | LAH | 48000.00 | 48000.00 | 44656.81 | 0.00 | 7.49 |
| | | RAW | 87313.18 | 87313.18 | 58659.15 | 0.00 | 48.85 |
| | | KAR | 90000.00 | 90000.00 | 90000.00 | 0.00 | 0.00 |
| 2654004. Worsted, Lawrencepur | 40 m | LAH | 48657.62 | 48657.62 | 46657.23 | 0.00 | 4.29 |
| | | RAW | 93314.46 | 93314.46 | 60659.39 | 0.00 | 53.83 |
| | | KAR | 84000.00 | 84000.00 | 84000.00 | 0.00 | 0.00 |
| 054. Cotton Fabrics | | | | | | | |
| 2662001. Latha, Gul Ahmed 90000, (Super Quality) | 40 m | LAH | 9163.67 | 9163.67 | 8866.17 | 0.00 | 3.36 |
| | | FAS | 11108.42 | 11108.42 | 9047.00 | 0.00 | 22.79 |
| | | RAW | 6966.51 | 6966.51 | 6533.16 | 0.00 | 6.63 |
| | | MUL | 10240.00 | 9940.00 | 9200.00 | 3.02 | 11.30 |
| | | KAR | 8466.14 | 8466.14 | 8466.14 | 0.00 | 0.00 |
| | | HYD | 10000.00 | 10000.00 | 8000.00 | 0.00 | 25.00 |
| 2662002. Latha, President, (Super Quality) | 40 m | LAH | 3733.04 | 3733.04 | 3665.47 | 0.00 | 1.84 |

Contd.

7.8 Intercity Wholesale Prices of Selected Commodities

| Group/Commodity/Item Specification | Unit | City | Prices (Rs.) | | | % Change in Sept.2019 Over | |
|--|-------|------|--------------|------------|------------|----------------------------|------------|
| | | | Sept.,2019 | Aug., 2019 | Sept.,2018 | Aug., 2019 | Sept.,2018 |
| | | MUL | 8449.85 | 8449.85 | 8000.00 | 0.00 | 5.62 |
| | | KAR | 3681.67 | 3681.67 | 3681.67 | 0.00 | 0.00 |
| 2662003. Latha, Mast Qalander, (Super Quality) | 40 m | MUL | 6800.00 | 6800.00 | 5680.00 | 0.00 | 19.72 |
| | | KAR | 2806.65 | 2806.65 | 2806.65 | 0.00 | 0.00 |
| 2662004. Latha, Mughal-e-Azam, (Super Quality) | 40 m | LAH | 5000.00 | 5000.00 | 4200.00 | 0.00 | 19.05 |
| | | FAS | 7400.00 | 7400.00 | 6000.00 | 0.00 | 23.33 |
| | | RAW | 6466.49 | 6466.49 | 5733.14 | 0.00 | 12.79 |
| | | MUL | 7499.33 | 7499.33 | 6400.00 | 0.00 | 17.18 |
| | | KAR | 5265.83 | 5265.83 | 5265.83 | 0.00 | 0.00 |
| | | HYD | 8000.00 | 8000.00 | 7000.00 | 0.00 | 14.29 |
| 055. Other Fabrics | | | | | | | |
| 2669001. Lawn, (Average Quality) | 40 m | LAH | 3226.45 | 3226.45 | 3226.45 | 0.00 | 0.00 |
| | | FAS | 6130.48 | 6130.48 | 3728.68 | 0.00 | 64.41 |
| | | RAW | 5732.55 | 5732.55 | 4865.76 | 0.00 | 17.81 |
| | | MUL | 6600.00 | 6600.00 | 5184.97 | 0.00 | 27.29 |
| | | KAR | 5000.00 | 5000.00 | 5129.93 | 0.00 | -2.53 |
| | | HYD | 5000.00 | 5000.00 | 5600.00 | 0.00 | -10.71 |
| | | SKR | 3200.00 | 3200.00 | 3200.00 | 0.00 | 0.00 |
| | | QTA | 6330.56 | 6330.56 | 6330.56 | 0.00 | 0.00 |
| 2669002. Lawn, (Super Quality) | 40 m | LAH | 8666.16 | 8666.16 | 8666.16 | 0.00 | 0.00 |
| | | FAS | 10660.11 | 10660.11 | 8052.98 | 0.00 | 32.37 |
| | | RAW | 9932.88 | 9932.88 | 8931.36 | 0.00 | 11.21 |
| | | MUL | 7600.00 | 7600.00 | 7200.00 | 0.00 | 5.56 |
| | | KAR | 10800.00 | 10800.00 | 10931.72 | 0.00 | -1.20 |
| | | QTA | 6930.80 | 6930.80 | 6930.80 | 0.00 | 0.00 |
| 056. Silk & Reyon Fabrics | | | | | | | |
| 2679001. Shirting, Al-Karam, (Super Quality) | 40 m | LAH | 3728.68 | 3728.68 | 3465.40 | 0.00 | 7.60 |
| | | RAW | 5732.55 | 5732.55 | 5265.83 | 0.00 | 8.86 |
| | | KAR | 5200.00 | 5200.00 | 5330.05 | 0.00 | -2.44 |
| 2679002. Shirting, Toyobo, (Super Quality) | 40 m | FAS | 9731.52 | 9731.52 | 8800.00 | 0.00 | 10.59 |
| | | RAW | 5732.55 | 5732.55 | 5265.83 | 0.00 | 8.86 |
| | | MUL | 3433.01 | 3433.01 | 3433.01 | 0.00 | 0.00 |
| | | KAR | 3600.00 | 3600.00 | 3665.47 | 0.00 | -1.79 |
| | | QTA | 2920.00 | 2920.00 | 2920.00 | 0.00 | 0.00 |
| 2679004. Silk, (Average Quality) | 40 m | LAH | 3465.40 | 3465.40 | 2865.14 | 0.00 | 20.95 |
| | | RAW | 2531.55 | 2531.55 | 2264.74 | 0.00 | 11.78 |
| | | MUL | 3733.04 | 3733.04 | 3800.00 | 0.00 | -1.76 |
| | | KAR | 1600.00 | 1600.00 | 1626.23 | 0.00 | -1.61 |
| | | SKR | 1800.00 | 1800.00 | 1800.00 | 0.00 | 0.00 |
| | | QTA | 2200.00 | 2200.00 | 2200.00 | 0.00 | 0.00 |
| 2679005. Silk, (Super Quality) | 40 m | LAH | 5330.05 | 5330.05 | 4065.59 | 0.00 | 31.10 |
| | | FAS | 6255.62 | 6255.62 | 4250.63 | 0.00 | 47.17 |
| | | RAW | 4262.41 | 4262.41 | 3728.68 | 0.00 | 14.31 |
| | | QTA | 3000.00 | 3000.00 | 3000.00 | 0.00 | 0.00 |
| 2679006. Linen, Star Mill Karachi | 40 m | LAH | 6000.00 | 6000.00 | 5065.80 | 0.00 | 18.44 |
| | | KAR | 5200.00 | 5200.00 | 5454.05 | 0.00 | -4.66 |
| | | QTA | 4000.00 | 4000.00 | 4000.00 | 0.00 | 0.00 |
| 057. Towels | | | | | | | |
| 2684001. Towel, Medium Size, (Average Quality) | Dozen | LAH | 1900.00 | 1900.00 | 1816.51 | 0.00 | 4.60 |
| | | FAS | 2264.74 | 2264.74 | 2064.56 | 0.00 | 9.70 |
| | | KSR | 2032.79 | 2032.79 | 1816.51 | 0.00 | 11.91 |
| | | KAR | 2293.26 | 2293.26 | 2293.26 | 0.00 | 0.00 |
| | | SKR | 2040.00 | 2040.00 | 2040.00 | 0.00 | 0.00 |
| | | PSH | 1680.00 | 2200.00 | 2400.00 | -23.64 | -30.00 |
| | | QTA | 2500.00 | 2500.00 | 2893.27 | 0.00 | -13.59 |
| 058. Blankets | | | | | | | |
| 2711001. Blanket, Mora Gold, Single | Dozen | LAH | 28800.00 | 28800.00 | 28800.00 | 0.00 | 0.00 |
| | | RAW | 34664.99 | 34664.99 | 31665.79 | 0.00 | 9.47 |
| | | KAR | 30000.00 | 30000.00 | 30000.00 | 0.00 | 0.00 |

Contd.

7.8 Intercity Wholesale Prices of Selected Commodities

| Group/Commodity/Item Specification | Unit | City | Prices (Rs.) | | | % Change in Sept.2019 Over | |
|---|-----------|--|--------------|------------|------------|----------------------------|------------|
| | | | Sept.,2019 | Aug., 2019 | Sept.,2018 | Aug., 2019 | Sept.,2018 |
| 2711002. Blanket, Mora Gold, Double | Dozen | LAH | 54000.00 | 54000.00 | 54000.00 | 0.00 | 0.00 |
| | | RAW | 61997.41 | 61997.41 | 57766.30 | 0.00 | 7.32 |
| | | KAR | 48000.00 | 48000.00 | 48000.00 | 0.00 | 0.00 |
| 059. Bed Sheets | | | | | | | |
| 2712001. Bed Sheet, Cotton, Single, (Average Quality) | Dozen | LAH | 3700.00 | 3700.00 | 3746.48 | 0.00 | -1.24 |
| | | FAS | 4265.64 | 4265.64 | 4265.64 | 0.00 | 0.00 |
| | | KAR | 4638.64 | 4638.64 | 4297.71 | 0.00 | 7.93 |
| | | SKR | 4800.00 | 4800.00 | 3960.00 | 0.00 | 21.21 |
| | | PSH | 4800.00 | 4800.00 | 4000.00 | 0.00 | 20.00 |
| | | QTA | 3600.00 | 3600.00 | 3600.00 | 0.00 | 0.00 |
| 2712002. Bed Sheet, Cotton, Double, (Average Quality) | Dozen | LAH | 5600.00 | 5600.00 | 6233.16 | 0.00 | -10.16 |
| | | FAS | 5065.80 | 5065.80 | 4865.76 | 0.00 | 4.11 |
| | | KAR | 6998.58 | 6998.58 | 6698.52 | 0.00 | 4.48 |
| | | SKR | 9000.00 | 9000.00 | 7800.00 | 0.00 | 15.38 |
| | | PSH | 10800.00 | 10800.00 | 9600.00 | 0.00 | 12.50 |
| | | QTA | 4308.87 | 4308.87 | 4308.87 | 0.00 | 0.00 |
| 060. Quilts | | | | | | | |
| 2718001. Ready Made Quilt, 3 Kg | Dozen | LAH | 10200.00 | 10200.00 | 11186.04 | 0.00 | -8.81 |
| | | RAW | 11796.57 | 11796.57 | 10596.18 | 0.00 | 11.33 |
| | | KAR | 13588.46 | 13588.46 | 12600.00 | 0.00 | 7.84 |
| | | PSH | 10800.00 | 10800.00 | 10800.00 | 0.00 | 0.00 |
| | | QTA | 11389.46 | 11389.46 | 10000.00 | 0.00 | 13.89 |
| 061. Woolen Carpets | | | | | | | |
| 2721001. Woollen Carpet | 100 Sq ft | LAH | 10322.80 | 10322.80 | 10322.80 | 0.00 | 0.00 |
| | | KAR | 6162.24 | 6162.24 | 5930.38 | 0.00 | 3.91 |
| 062. Synthetic Carpets | | | | | | | |
| 2729001. Synthetic Carpet | 100 Sq ft | LAH | 3158.18 | 3158.18 | 3158.18 | 0.00 | 0.00 |
| | | RAW | 3266.32 | 3266.32 | 2732.93 | 0.00 | 19.52 |
| | | KAR | 5161.40 | 5161.40 | 4865.76 | 0.00 | 6.08 |
| | | QTA | 4521.71 | 4521.71 | 4521.71 | 0.00 | 0.00 |
| 063. Hosiery Products | | | | | | | |
| 2821001. Under Wear, Medium Size (Average Quality), | (Dozen | LAH | 1050.00 | 1050.00 | 1380.00 | 0.00 | -23.91 |
| | | FAS | 973.15 | 878.23 | 878.23 | 10.81 | 10.81 |
| | | RAW | 2133.20 | 2133.20 | 1933.30 | 0.00 | 10.34 |
| | | KAR | 1232.45 | 1232.45 | 1118.60 | 0.00 | 10.18 |
| | | SKR | 960.00 | 960.00 | 960.00 | 0.00 | 0.00 |
| | | PSH | 960.00 | 960.00 | 1440.00 | 0.00 | -33.33 |
| | | QTA | 893.14 | 893.14 | 893.14 | 0.00 | 0.00 |
| | | 2821002. Vest (Banyan), Medium Size (Average Quality), | (Dozen | LAH | 1150.00 | 1150.00 | 1400.00 |
| | | FAS | 1032.28 | 998.44 | 998.44 | 3.39 | 3.39 |
| | | RAW | 2183.21 | 2183.21 | 1933.30 | 0.00 | 12.93 |
| | | KAR | 1358.85 | 1358.85 | 1238.74 | 0.00 | 9.70 |
| | | SKR | 1320.00 | 1320.00 | 1320.00 | 0.00 | 0.00 |
| | | PSH | 1499.20 | 1499.20 | 1459.73 | 0.00 | 2.70 |
| | | QTA | 1013.16 | 1013.16 | 1013.16 | 0.00 | 0.00 |
| 2821003. Socks, Nylon Mixed, Gents, (Super Quality) | Dozen | LAH | 720.00 | 656.60 | 720.00 | 9.66 | 0.00 |
| | | FAS | 757.96 | 757.96 | 757.96 | 0.00 | 0.00 |
| | | RAW | 816.58 | 816.58 | 808.25 | 0.00 | 1.03 |
| | | KAR | 1032.28 | 1032.28 | 919.57 | 0.00 | 12.26 |
| | | SKR | 960.00 | 960.00 | 900.00 | 0.00 | 6.67 |
| | | PSH | 720.00 | 720.00 | 616.22 | 0.00 | 16.84 |
| | | QTA | 893.14 | 893.14 | 893.14 | 0.00 | 0.00 |
| 2821004. Socks, Cotton, Gents, (Average Quality), | (Dozen | LAH | 800.00 | 800.00 | 1116.42 | 0.00 | -28.34 |
| | | FAS | 757.96 | 757.96 | 499.22 | 0.00 | 51.83 |
| | | KAR | 781.95 | 781.95 | 695.80 | 0.00 | 12.38 |
| 064. Readymade Garments | | | | | | | |
| 2823101. Pants, Gents(Wash and Wear) (Average Quality) | Dozen | LAH | 5298.14 | 5298.14 | 4733.10 | 0.00 | 11.94 |
| | | RAW | 7899.58 | 7899.58 | 7866.53 | 0.00 | 0.42 |
| | | KAR | 5744.25 | 5744.25 | 5489.50 | 0.00 | 4.64 |

Contd.

7.8 Intercity Wholesale Prices of Selected Commodities

| Group/Commodity/Item Specification | Unit | City | Prices (Rs.) | | | % Change in Sept.2019 Over | |
|---|-------------|------|--------------|------------|------------|----------------------------|------------|
| | | | Sept.,2019 | Aug., 2019 | Sept.,2018 | Aug., 2019 | Sept.,2018 |
| 2823102. Short (Specify Brand Name) | Dozen | LAH | 1232.45 | 1232.45 | 1232.45 | 0.00 | 0.00 |
| | | KAR | 2496.10 | 2496.10 | 1339.70 | 0.00 | 86.32 |
| | | HYD | 1800.00 | 1800.00 | 1800.00 | 0.00 | 0.00 |
| 2823103. Awami Suit, (Wash and Wear), (Average Quality) | Dozen | LAH | 10000.00 | 10000.00 | 10000.00 | 0.00 | 0.00 |
| | | RAW | 16766.60 | 16766.60 | 14299.30 | 0.00 | 17.25 |
| | | KAR | 11970.93 | 11970.93 | 8531.27 | 0.00 | 40.32 |
| 2823201. Shirt Gents, (Wash and Wear), (Average Quality) | Dozen | QTA | 7330.94 | 7330.94 | 6330.56 | 0.00 | 15.80 |
| | | LAH | 3665.47 | 3665.47 | 3216.58 | 0.00 | 13.96 |
| | | RAW | 4383.27 | 4383.27 | 4366.60 | 0.00 | 0.38 |
| 2823301. Girl's Frock (Wash and Wear) (Specify Brand Name) | Dozen | KAR | 5022.83 | 5022.83 | 3918.39 | 0.00 | 28.19 |
| | | LAH | 8663.50 | 8663.50 | 8663.50 | 0.00 | 0.00 |
| | | RAW | 13699.27 | 13699.27 | 12766.58 | 0.00 | 7.31 |
| | | KAR | 8595.42 | 8595.42 | 7995.08 | 0.00 | 7.51 |
| 3c) Leather Products | | | | | | | |
| 065. Leather Without Hair | | | | | | | |
| 2912001. Sole Leather, GR-I, 5 mm | 1 kg | SAH | 670.00 | 670.00 | 650.00 | 0.00 | 3.08 |
| | | KSR | 502.99 | 502.99 | 416.02 | 0.00 | 20.91 |
| 2912002. Sole Leather, GR-I, 4.5 mm | 1 kg | SAH | 700.00 | 700.00 | 675.00 | 0.00 | 3.70 |
| | | KSR | 550.00 | 550.00 | 486.58 | 0.00 | 13.03 |
| 2912003. Sole Leather, GR-I, 4 mm | 1 kg | SAH | 720.00 | 720.00 | 700.00 | 0.00 | 2.86 |
| | | KSR | 570.00 | 570.00 | 506.58 | 0.00 | 12.52 |
| 066. Other Leather N.E.C | | | | | | | |
| 2913001. Chrome Leather Cow, Analine, GR-I | 100 Sq. ft. | SAH | 20000.00 | 20000.00 | 17000.00 | 0.00 | 17.65 |
| | | KSR | 18643.40 | 18643.40 | 18643.40 | 0.00 | 0.00 |
| 2913002. Chrome Leather Cow, Analine, GR-II | 100 Sq. ft. | SAH | 18000.00 | 18000.00 | 16000.00 | 0.00 | 12.50 |
| | | KSR | 16326.62 | 16326.62 | 16326.62 | 0.00 | 0.00 |
| 2913003. Chrome Leather Buff Calf (Sup) | 100 Sq. ft. | SAH | 18500.00 | 18500.00 | 15500.00 | 0.00 | 19.35 |
| | | KSR | 14325.70 | 14325.70 | 14325.70 | 0.00 | 0.00 |
| 2913004. Chrome Leather Buff Calf (Buff) | 100 Sq. ft. | SAH | 17000.00 | 17000.00 | 15000.00 | 0.00 | 13.33 |
| | | KSR | 12632.72 | 12632.72 | 12632.72 | 0.00 | 0.00 |
| 067. Footweares | | | | | | | |
| 2933001. Gents Shoes, Paul BATA | Pair | LAH | 818.23 | 818.23 | 818.23 | 0.00 | 0.00 |
| 2933002. Gents Sandal, BATA | Pair | LAH | 572.51 | 572.51 | 572.51 | 0.00 | 0.00 |
| 2933003. Gents Slatto Chappal, BATA | Pair | LAH | 110.08 | 110.08 | 110.08 | 0.00 | 0.00 |
| 2933004. Ladies Sandal, BATA (Emozion) | Pair | LAH | 490.61 | 490.61 | 490.61 | 0.00 | 0.00 |
| 2933005. Ladies Spoung Chappal, BATA (Tropical) | Pair | LAH | 146.27 | 146.27 | 146.27 | 0.00 | 0.00 |
| 2933006. Children Shoes, Power Life, BATA | Pair | LAH | 818.23 | 818.23 | 818.23 | 0.00 | 0.00 |
| 2933007. Gents Shoes, Article 1109, Servis | Pair | LAH | 477.00 | 477.00 | 477.00 | 0.00 | 0.00 |
| 2933008. Cheetah 50, Size 3-5 | Pair | LAH | 1425.00 | 1425.00 | 1425.00 | 0.00 | 0.00 |
| 2933009. Servis Shoes, Women | Pair | LAH | 370.00 | 370.00 | 370.00 | 0.00 | 0.00 |
| 2933010. Servis Shoes, Children | Pair | LAH | 299.00 | 299.00 | 299.00 | 0.00 | 0.00 |
| 4. Other Transportable Goods | | | | | | | |
| 068. Timber | | | | | | | |
| 3131001. Timber, Sheesham | 1 cu m | LAH | 81222.00 | 81222.00 | 82382.99 | 0.00 | -1.41 |
| | | RAW | 94757.66 | 94757.66 | 80042.36 | 0.00 | 18.38 |
| | | KAR | 60659.39 | 60659.39 | 58659.15 | 0.00 | 3.41 |
| | | PSH | 56503.00 | 56503.00 | 56503.00 | 0.00 | 0.00 |
| | | QTA | 55582.00 | 55582.00 | 55582.00 | 0.00 | 0.00 |
| 3131002. Timber, Keruing Pine Wood | 1 cu m | RAW | 80631.01 | 80631.01 | 72978.94 | 0.00 | 10.49 |
| | | KAR | 57932.54 | 57932.54 | 57932.54 | 0.00 | 0.00 |
| 3131003. Timber, Peral | 1 cu m | LAH | 44142.00 | 44142.00 | 44142.00 | 0.00 | 0.00 |
| | | RAW | 66504.09 | 66504.09 | 58851.82 | 0.00 | 13.00 |
| | | KAR | 42656.36 | 42656.36 | 42656.36 | 0.00 | 0.00 |
| | | PSH | 56496.00 | 56496.00 | 56496.00 | 0.00 | 0.00 |
| | | QTA | 31050.00 | 31050.00 | 31050.00 | 0.00 | 0.00 |
| 3131004. Timber, Chir | 1 cu m | LAH | 42377.00 | 42377.00 | 42377.00 | 0.00 | 0.00 |
| | | RAW | 59440.47 | 59440.47 | 53554.24 | 0.00 | 10.99 |
| | | KAR | 34663.44 | 34663.44 | 34663.44 | 0.00 | 0.00 |
| 3131005. Timber, Deodar | 1 cu m | RAW | 129476.24 | 129476.24 | 117123.72 | 0.00 | 10.55 |

Contd.

7.8 Intercity Wholesale Prices of Selected Commodities

| Group/Commodity/Item Specification | Unit | City | Prices (Rs.) | | | % Change in Sept.2019 Over | |
|---|--------|------|--------------|------------|------------|----------------------------|------------|
| | | | Sept.,2019 | Aug., 2019 | Sept.,2018 | Aug., 2019 | Sept.,2018 |
| | | KAR | 111642.03 | 111642.03 | 111642.03 | 0.00 | 0.00 |
| | | PSH | 105938.00 | 105938.00 | 105938.00 | 0.00 | 0.00 |
| | | QTA | 88000.00 | 88000.00 | 88000.00 | 0.00 | 0.00 |
| 069. Printing Paper | | | | | | | |
| 3212901. Offset Paper, Flying Finish | 1 kg | KAR | 90.00 | 90.00 | 82.00 | 0.00 | 9.76 |
| 3212904. Photostat Paper, 210X297, A4 Size, 70 GM (5 Ream) | Each | KAR | 540.00 | 500.00 | 450.00 | 8.00 | 20.00 |
| 070. Hard Board | | | | | | | |
| 3213301. Kraft Lines Board (Brazil-125) | 1 kg | KAR | 140.00 | 140.00 | 140.00 | 0.00 | 0.00 |
| 071. Motor Spirit | | | | | | | |
| 3331001. Motor Sprit, 87 Ron | 1 Ltr | KAR | 109.77 | 114.36 | 89.48 | -4.01 | 22.68 |
| 072. Diesel Oil | | | | | | | |
| 3333001. Diesel Oil, Light Speed (Bulk) | 1 Ltr | KAR | 91.89 | 97.52 | 75.96 | -5.77 | 20.97 |
| 3333002. Diesel Oil, High Speed (Bulk) | 1 Ltr | KAR | 124.21 | 129.54 | 103.90 | -4.11 | 19.55 |
| 073. Kerosine Oil | | | | | | | |
| 3334001. Kerosine Oil | 1 Ltr | KAR | 99.57 | 103.84 | 83.50 | -4.11 | 19.25 |
| 074. Furnace Oil | | | | | | | |
| 3337001. High Sulpher, Furnace Oil (HSFO) | MT | KAR | 63168.50 | 72937.00 | 62537.50 | -13.39 | 1.01 |
| 075. Mobil Oil | | | | | | | |
| 3338001. Havoline Mobil Oil, Petrol Engine, 4 Litre | Dozen | FAS | 30144.00 | 30144.00 | 27600.00 | 0.00 | 9.22 |
| | | RAW | 24398.35 | 24398.35 | 24198.36 | 0.00 | 0.83 |
| | | MUL | 25524.00 | 25524.00 | 19200.00 | 0.00 | 32.94 |
| | | KAR | 25719.94 | 25719.94 | 23030.13 | 0.00 | 11.68 |
| | | PSH | 25200.00 | 25200.00 | 22560.00 | 0.00 | 11.70 |
| | | QTA | 26400.00 | 26400.00 | 20040.00 | 0.00 | 31.74 |
| 3338002. Havoline Mobil Oil, CNG Engine, 4 Litre | Dozen | FAS | 24120.00 | 24120.00 | 22800.00 | 0.00 | 5.79 |
| | | RAW | 24700.00 | 24700.00 | 23799.58 | 0.00 | 3.78 |
| | | MUL | 25740.00 | 25740.00 | 18600.00 | 0.00 | 38.39 |
| | | KAR | 26919.94 | 26919.94 | 26479.76 | 0.00 | 1.66 |
| | | PSH | 28800.00 | 28800.00 | 24720.00 | 0.00 | 16.50 |
| | | QTA | 27900.00 | 27900.00 | 20700.00 | 0.00 | 34.78 |
| 076. Chemicals | | | | | | | |
| 3414001. Stearic Acid | 1 lb | LAH | 108.00 | 108.00 | 89.00 | 0.00 | 21.35 |
| | | KAR | 123.24 | 123.24 | 81.95 | 0.00 | 50.38 |
| 3414002. Acetic Acid | 1 lb | LAH | 108.00 | 108.00 | 44.50 | 0.00 | 142.70 |
| | | KAR | 93.22 | 93.22 | 60.66 | 0.00 | 53.68 |
| | | PSH | 90.00 | 90.00 | 90.00 | 0.00 | 0.00 |
| 3414003. Tartaric Powder | 50 kg | LAH | 24000.00 | 24000.00 | 19000.00 | 0.00 | 26.32 |
| | | KAR | 20645.60 | 20645.60 | 17986.36 | 0.00 | 14.78 |
| 3414004. Citric Acid | 50 kg | LAH | 7400.00 | 7400.00 | 6600.00 | 0.00 | 12.12 |
| | | KAR | 7298.64 | 7298.64 | 6082.20 | 0.00 | 20.00 |
| | | PSH | 6800.00 | 6800.00 | 6750.00 | 0.00 | 0.74 |
| 3414005. China Clay | MT | KAR | 30000.00 | 30000.00 | 30000.00 | 0.00 | 0.00 |
| 3414006. Bleaching Powder | 50 kg | LAH | 2700.00 | 2700.00 | 2700.00 | 0.00 | 0.00 |
| | | KSR | 2700.00 | 2700.00 | 2700.00 | 0.00 | 0.00 |
| | | KAR | 3362.71 | 3362.71 | 3065.24 | 0.00 | 9.70 |
| | | PSH | 2900.00 | 2900.00 | 2900.00 | 0.00 | 0.00 |
| 3414007. Glucose Powder | 50 kg | LAH | 6500.00 | 5500.00 | 4800.00 | 18.18 | 35.42 |
| | | KAR | 6000.00 | 6000.00 | 3666.59 | 0.00 | 63.64 |
| | | PSH | 4800.00 | 4800.00 | 4700.00 | 0.00 | 2.13 |
| 3422001. Zinc Oxide | 50 kg | LAH | 37000.00 | 38000.00 | 34000.00 | -2.63 | 8.82 |
| | | PSH | 17500.00 | 17500.00 | 15000.00 | 0.00 | 16.67 |
| 3423101. Caustic Soda | 50 kg | LAH | 5000.00 | 4900.00 | 4700.00 | 2.04 | 6.38 |
| | | KSR | 5000.00 | 4900.00 | 4700.00 | 2.04 | 6.38 |
| | | KAR | 5233.12 | 5233.12 | 4865.76 | 0.00 | 7.55 |
| | | PSH | 5300.00 | 5300.00 | 5000.00 | 0.00 | 6.00 |
| 3423102. Sulphuric Acid | 100 kg | LAH | 3000.00 | 3000.00 | 2960.00 | 0.00 | 1.35 |
| | | KAR | 3132.98 | 3132.98 | 2932.96 | 0.00 | 6.82 |
| | | PSH | 2000.00 | 2000.00 | 2400.00 | 0.00 | -16.67 |
| 3424001. Soda Ash Light, Bag, 80 kg | Each | LAH | 4560.00 | 4400.00 | 3920.00 | 3.64 | 16.33 |

Contd.

7.8 Intercity Wholesale Prices of Selected Commodities

| Group/Commodity/Item Specification | Unit | City | Prices (Rs.) | | | % Change in Sept.2019 Over | |
|---|--------|------|--------------|------------|------------|----------------------------|------------|
| | | | Sept.,2019 | Aug., 2019 | Sept.,2018 | Aug., 2019 | Sept.,2018 |
| | | | | | | | |
| | | KSR | 4560.00 | 4400.00 | 3920.00 | 3.64 | 16.33 |
| | | KAR | 2840.00 | 2840.00 | 2432.88 | 0.00 | 16.73 |
| | | PSH | 4530.00 | 4530.00 | 3900.00 | 0.00 | 16.15 |
| 3424002. Sodium Bi-carbonate | 50 kg | LAH | 3160.00 | 3000.00 | 2600.00 | 5.33 | 21.54 |
| | | KAR | 3200.00 | 3200.00 | 2432.88 | 0.00 | 31.53 |
| | | PSH | 3100.00 | 3100.00 | 2500.00 | 0.00 | 24.00 |
| 3424003. Salt Epsom | 100 kg | LAH | 1700.00 | 1700.00 | 2400.00 | 0.00 | -29.17 |
| | | KAR | 2600.00 | 2600.00 | 2000.00 | 0.00 | 30.00 |
| | | PSH | 4400.00 | 4400.00 | 4000.00 | 0.00 | 10.00 |
| 077. Dyeing Material | | | | | | | |
| 3431001. Dyes Red B-Base | 1 lb | KAR | 614.00 | 614.00 | 300.00 | 0.00 | 104.67 |
| 3431002. Dyes Oritex Japan Red HR-2 | 1 lb | KAR | 225.00 | 225.00 | 225.00 | 0.00 | 0.00 |
| 3431003. Dyes Reactive Violet H-3R | 1 lb | KAR | 250.00 | 250.00 | 250.00 | 0.00 | 0.00 |
| 078. Fertilizers | | | | | | | |
| 3461101. Sona Urea | MT | LAH | 39800.00 | 36000.00 | 27100.00 | 10.56 | 46.86 |
| | | FAS | 37600.00 | 37000.00 | 33000.00 | 1.62 | 13.94 |
| | | MUL | 40000.00 | 36299.86 | 31600.00 | 10.19 | 26.58 |
| | | PSH | 38000.00 | 37600.00 | 32300.00 | 1.06 | 17.65 |
| 3461102. Tara Urea | MT | LAH | 39800.00 | 36000.00 | 26500.00 | 10.56 | 50.19 |
| | | FAS | 37000.00 | 36800.00 | 33000.00 | 0.54 | 12.12 |
| | | MUL | 38000.00 | 35899.86 | 31200.00 | 5.85 | 21.79 |
| | | GUJ | 37000.00 | 37000.00 | 26000.00 | 0.00 | 42.31 |
| | | PSH | 37000.00 | 36800.00 | 32000.00 | 0.54 | 15.63 |
| 3461401. Calcium Ammonium Nitrate | MT | LAH | 34000.00 | 31600.00 | 25000.00 | 7.59 | 36.00 |
| | | FAS | 35000.00 | 35000.00 | 31000.00 | 0.00 | 12.90 |
| | | MUL | 36000.00 | 35600.00 | 27200.00 | 1.12 | 32.35 |
| | | GUJ | 34000.00 | 34000.00 | 29000.00 | 0.00 | 17.24 |
| 3463201. Sulphate of Potash | MT | LAH | 89000.00 | 89000.00 | 61500.00 | 0.00 | 44.72 |
| | | MUL | 89000.00 | 85200.00 | 83600.00 | 4.46 | 6.46 |
| | | KSR | 89000.00 | 89000.00 | 61500.00 | 0.00 | 44.72 |
| 3464101. Nitro Phosphate | MT | LAH | 56600.00 | 55400.00 | 50000.00 | 2.17 | 13.20 |
| | | FAS | 56000.00 | 56000.00 | 56000.00 | 0.00 | 0.00 |
| | | MUL | 55000.00 | 54200.00 | 52400.00 | 1.48 | 4.96 |
| | | GUJ | 56000.00 | 56000.00 | 49000.00 | 0.00 | 14.29 |
| | | PSH | 57000.00 | 57000.00 | 56000.00 | 0.00 | 1.79 |
| 3464201. Dia-Ammonium Phosphate | MT | LAH | 74000.00 | 71000.00 | 64300.00 | 4.23 | 15.09 |
| | | FAS | 75000.00 | 73000.00 | 70000.00 | 2.74 | 7.14 |
| | | MUL | 73000.00 | 71600.00 | 65400.00 | 1.96 | 11.62 |
| | | GUJ | 71000.00 | 71000.00 | 68000.00 | 0.00 | 4.41 |
| | | PSH | 72000.00 | 72000.00 | 69000.00 | 0.00 | 4.35 |
| 3464401. Nitro. Phosphate & Potacium (NPK) | MT | LAH | 62000.00 | 60000.00 | 50250.00 | 3.33 | 23.38 |
| | | SAR | 60400.00 | 58400.00 | 51700.00 | 3.42 | 16.83 |
| | | HYD | 50000.00 | 50000.00 | 39600.00 | 0.00 | 26.26 |
| 079. Pesticides | | | | | | | |
| 3466101. Thiodan 35 EC (Agriculture) 1 Litre Bottle | Dozen | LAH | 8400.00 | 8400.00 | 8400.00 | 0.00 | 0.00 |
| | | MUL | 14400.00 | 14400.00 | 14400.00 | 0.00 | 0.00 |
| 3466102. Dursban TC (Termiticide Conc.) Bottle | Dozen | LAH | 19200.00 | 19200.00 | 19200.00 | 0.00 | 0.00 |
| | | FAS | 19800.00 | 19800.00 | 17760.00 | 0.00 | 11.49 |
| | | MUL | 18600.00 | 18600.00 | 18600.00 | 0.00 | 0.00 |
| | | SAR | 16800.00 | 16800.00 | 13200.00 | 0.00 | 27.27 |
| 3466103. Sarsabz (Vegetables), Bottle, 1 Litre | Dozen | LAH | 3600.00 | 3600.00 | 3600.00 | 0.00 | 0.00 |
| | | FAS | 6000.00 | 4800.00 | 4080.00 | 25.00 | 47.06 |
| | | MUL | 8400.00 | 8400.00 | 8400.00 | 0.00 | 0.00 |
| | | SAR | 4200.00 | 4200.00 | 3600.00 | 0.00 | 16.67 |
| 3466104. Malathion (All Animals), Bottle, 1 Litre | Dozen | LAH | 8400.00 | 8400.00 | 8400.00 | 0.00 | 0.00 |
| | | FAS | 18600.00 | 17400.00 | 15600.00 | 6.90 | 19.23 |
| | | GUJ | 13200.00 | 13200.00 | 13200.00 | 0.00 | 0.00 |
| 080. Insecticides | | | | | | | |
| 3471001. L-D Polythylene | 1 lb | KAR | 98.75 | 98.75 | 90.50 | 0.00 | 9.12 |

Contd.

7.8 Intercity Wholesale Prices of Selected Commodities

| Group/Commodity/Item Specification | Unit | City | Prices (Rs.) | | | % Change in Sept.2019 Over | |
|--|--------|------|--------------|------------|------------|----------------------------|------------|
| | | | Sept.,2019 | Aug., 2019 | Sept.,2018 | Aug., 2019 | Sept.,2018 |
| 3473001. Polystrene GP. | 55 lbs | KAR | 4745.00 | 4745.00 | 4745.00 | 0.00 | 0.00 |
| 081. Paints & Varnishes | | | | | | | |
| 3511001. Syn Clear Varnish, (Buxlys), 3 Litre | Dozen | LAH | 16524.00 | 16524.00 | 16524.00 | 0.00 | 0.00 |
| | | KAR | 20792.40 | 20792.40 | 19968.80 | 0.00 | 4.12 |
| 3511002. Syn Clear Varnish, (Berger), 3 Litre | Dozen | LAH | 16524.00 | 16524.00 | 16524.00 | 0.00 | 0.00 |
| | | KAR | 20382.68 | 20382.68 | 19968.80 | 0.00 | 2.07 |
| 3511003. Syn Enamel VIP, (Berger), 3.6 Litre | Dozen | LAH | 31800.00 | 31800.00 | 29400.00 | 0.00 | 8.16 |
| | | RAW | 25998.47 | 23639.39 | 18719.23 | 9.98 | 38.89 |
| | | KAR | 19998.01 | 19998.01 | 19800.00 | 0.00 | 1.00 |
| 3511004. Syn Enamel 413, (Buxlys), 3.6 Litre | Dozen | LAH | 19800.00 | 19800.00 | 18240.00 | 0.00 | 8.55 |
| | | RAW | 25998.47 | 23919.73 | 19039.66 | 8.69 | 36.55 |
| | | KAR | 19800.00 | 19800.00 | 19800.00 | 0.00 | 0.00 |
| 3511005. VIP Plastic Emulsion, (Berger), 4 Litre | Dozen | LAH | 27600.00 | 27600.00 | 27600.00 | 0.00 | 0.00 |
| | | RAW | 30998.70 | 30998.70 | 22398.22 | 0.00 | 38.40 |
| | | KAR | 18000.00 | 18000.00 | 18000.00 | 0.00 | 0.00 |
| 3511006. Plastic Bound Distemper, (Buxlys), 6 Kg | Dozen | LAH | 20400.00 | 20400.00 | 18000.00 | 0.00 | 13.33 |
| | | RAW | 21798.18 | 20798.06 | 13918.97 | 4.81 | 56.61 |
| | | KAR | 13200.00 | 13200.00 | 13200.00 | 0.00 | 0.00 |
| 3511007. ICI Plastic Emulsion, 4 Litre | Dozen | LAH | 31800.00 | 31800.00 | 25200.00 | 0.00 | 26.19 |
| | | RAW | 33239.57 | 33239.57 | 24439.74 | 0.00 | 36.01 |
| | | KAR | 21000.00 | 21000.00 | 21000.00 | 0.00 | 0.00 |
| 082. Medicines | | | | | | | |
| 3526001. Panadol Tablets, 500 mg | Each | LAH | 180.00 | 180.00 | 162.00 | 0.00 | 11.11 |
| | | RAW | 223.32 | 223.32 | 211.65 | 0.00 | 5.51 |
| | | MUL | 225.08 | 225.08 | 204.00 | 0.00 | 10.33 |
| | | KAR | 225.00 | 225.00 | 211.00 | 0.00 | 6.64 |
| | | MPK | 260.00 | 260.00 | 153.00 | 0.00 | 69.93 |
| | | PSH | 228.00 | 228.00 | 210.00 | 0.00 | 8.57 |
| | | QTA | 260.00 | 260.00 | 200.00 | 0.00 | 30.00 |
| 3526002. Disprin Tablets, 300 mg | Each | LAH | 600.00 | 600.00 | 555.00 | 0.00 | 8.11 |
| | | RAW | 813.33 | 813.33 | 713.32 | 0.00 | 14.02 |
| | | MUL | 816.00 | 816.00 | 656.88 | 0.00 | 24.22 |
| | | KAR | 816.00 | 816.00 | 638.00 | 0.00 | 27.90 |
| | | MPK | 672.00 | 672.00 | 550.00 | 0.00 | 22.18 |
| | | PSH | 816.00 | 691.00 | 663.00 | 18.09 | 23.08 |
| | | QTA | 900.00 | 900.00 | 720.00 | 0.00 | 25.00 |
| 3526003. Flagyl Tablets, 400 mg | Each | LAH | 278.00 | 278.00 | 278.00 | 0.00 | 0.00 |
| | | RAW | 255.00 | 255.00 | 255.00 | 0.00 | 0.00 |
| | | MUL | 342.55 | 342.55 | 267.83 | 0.00 | 27.90 |
| | | KAR | 268.00 | 268.00 | 268.00 | 0.00 | 0.00 |
| | | MPK | 315.00 | 315.00 | 315.00 | 0.00 | 0.00 |
| | | PSH | 347.00 | 347.00 | 274.00 | 0.00 | 26.64 |
| | | QTA | 360.00 | 360.00 | 300.00 | 0.00 | 20.00 |
| 3526004. Ventolin Tablets, 2 mg | Each | LAH | 92.00 | 92.00 | 92.00 | 0.00 | 0.00 |
| | | RAW | 88.66 | 88.66 | 85.00 | 0.00 | 4.31 |
| | | MUL | 86.17 | 86.17 | 121.00 | 0.00 | -28.79 |
| | | KAR | 87.55 | 87.55 | 86.53 | 0.00 | 1.18 |
| | | MPK | 87.66 | 87.66 | 73.20 | 0.00 | 19.75 |
| | | PSH | 85.00 | 85.00 | 85.00 | 0.00 | 0.00 |
| | | QTA | 90.00 | 90.00 | 90.00 | 0.00 | 0.00 |
| 3526005. Daonil Tablets, 5 mg | Each | LAH | 95.00 | 95.00 | 86.00 | 0.00 | 10.47 |
| | | RAW | 108.31 | 108.31 | 86.33 | 0.00 | 25.46 |
| | | MUL | 110.48 | 110.48 | 86.31 | 0.00 | 28.00 |
| | | KAR | 89.00 | 89.00 | 88.00 | 0.00 | 1.14 |
| | | MPK | 86.00 | 86.00 | 80.00 | 0.00 | 7.50 |
| | | PSH | 112.00 | 112.00 | 90.00 | 0.00 | 24.44 |
| | | QTA | 114.00 | 114.00 | 90.00 | 0.00 | 26.67 |
| 3526006. Entox | Each | LAH | 140.00 | 140.00 | 135.00 | 0.00 | 3.70 |
| | | RAW | 137.33 | 137.33 | 115.33 | 0.00 | 19.08 |

Contd.

7.8 Intercity Wholesale Prices of Selected Commodities

| Group/Commodity/Item Specification | Unit | City | Prices (Rs.) | | | % Change in Sept.2019 Over | |
|---|-------|------|--------------|------------|------------|----------------------------|------------|
| | | | Sept.,2019 | Aug., 2019 | Sept.,2018 | Aug., 2019 | Sept.,2018 |
| | | MUL | 136.27 | 136.27 | 127.65 | 0.00 | 6.75 |
| | | KAR | 136.00 | 136.00 | 130.00 | 0.00 | 4.62 |
| | | MPK | 136.30 | 136.30 | 85.00 | 0.00 | 60.35 |
| | | PSH | 137.00 | 137.00 | 130.00 | 0.00 | 5.38 |
| | | QTA | 160.00 | 160.00 | 150.00 | 0.00 | 6.67 |
| 3526007. Calcium Tablets, 1000 CaC Sandoz, Small Bottle | 6 No. | LAH | 750.00 | 750.00 | 678.00 | 0.00 | 10.62 |
| | | RAW | 793.28 | 793.28 | 646.66 | 0.00 | 22.67 |
| | | MUL | 780.50 | 780.50 | 634.64 | 0.00 | 22.98 |
| | | KAR | 804.00 | 804.00 | 661.00 | 0.00 | 21.63 |
| | | MPK | 755.20 | 755.20 | 530.00 | 0.00 | 42.49 |
| | | PSH | 800.00 | 800.00 | 660.00 | 0.00 | 21.21 |
| | | QTA | 906.00 | 906.00 | 636.00 | 0.00 | 42.45 |
| 3526008. Renitec Tablets, 5 mg | Each | LAH | 99.30 | 99.30 | 87.56 | 0.00 | 13.41 |
| | | RAW | 127.67 | 119.33 | 111.64 | 6.99 | 14.36 |
| | | MUL | 121.66 | 121.66 | 99.45 | 0.00 | 22.33 |
| | | KAR | 105.00 | 105.00 | 100.00 | 0.00 | 5.00 |
| | | MPK | 121.66 | 121.66 | 88.00 | 0.00 | 38.25 |
| | | PSH | 110.00 | 110.00 | 101.00 | 0.00 | 8.91 |
| | | QTA | 143.15 | 143.15 | 102.00 | 0.00 | 40.34 |
| 3526009. Carmina (100 Tablets), Bottle | 6 No. | LAH | 230.00 | 190.00 | 126.67 | 21.05 | 81.57 |
| | | RAW | 236.62 | 236.62 | 142.19 | 0.00 | 66.41 |
| | | MUL | 206.40 | 206.40 | 137.33 | 0.00 | 50.29 |
| | | KAR | 334.00 | 334.00 | 138.00 | 0.00 | 142.03 |
| | | PSH | 170.00 | 170.00 | 113.33 | 0.00 | 50.00 |
| 3526010. Sualin | Each | LAH | 140.00 | 105.00 | 115.00 | 33.33 | 21.74 |
| | | RAW | 166.60 | 166.60 | 146.65 | 0.00 | 13.60 |
| | | KAR | 212.50 | 212.50 | 132.00 | 0.00 | 60.98 |
| | | PSH | 135.00 | 135.00 | 135.00 | 0.00 | 0.00 |
| 3526011. Sancos Syrup, Bottle, 120 ml | 6 No. | LAH | 315.00 | 315.00 | 314.00 | 0.00 | 0.32 |
| | | RAW | 313.32 | 313.32 | 285.00 | 0.00 | 9.94 |
| | | MUL | 288.48 | 288.48 | 336.00 | 0.00 | -14.14 |
| | | KAR | 295.00 | 295.00 | 354.00 | 0.00 | -16.67 |
| | | MPK | 285.00 | 285.00 | 354.00 | 0.00 | -19.49 |
| | | PSH | 308.00 | 308.00 | 368.00 | 0.00 | -16.30 |
| | | QTA | 287.00 | 287.00 | 344.40 | 0.00 | -16.67 |
| 3526012. Phenrgone Syrup, Bottle, 120 ml | 6 No. | LAH | 230.00 | 230.00 | 190.00 | 0.00 | 21.05 |
| | | RAW | 213.32 | 213.32 | 180.00 | 0.00 | 18.51 |
| | | MUL | 215.47 | 215.47 | 168.30 | 0.00 | 28.03 |
| | | KAR | 215.00 | 215.00 | 198.00 | 0.00 | 8.59 |
| | | MPK | 215.46 | 215.46 | 170.00 | 0.00 | 26.74 |
| | | PSH | 220.00 | 220.00 | 171.00 | 0.00 | 28.65 |
| | | QTA | 240.00 | 240.00 | 192.00 | 0.00 | 25.00 |
| 3526013. Calpol Syrup, Bottle, 120 ml | 6 No. | LAH | 243.00 | 243.00 | 243.00 | 0.00 | 0.00 |
| | | RAW | 278.32 | 278.32 | 263.32 | 0.00 | 5.70 |
| | | MUL | 304.94 | 304.94 | 241.33 | 0.00 | 26.36 |
| | | KAR | 265.00 | 265.00 | 255.00 | 0.00 | 3.92 |
| | | MPK | 260.00 | 262.00 | 241.32 | -0.76 | 7.74 |
| | | PSH | 270.00 | 270.00 | 246.00 | 0.00 | 9.76 |
| | | QTA | 342.00 | 342.00 | 288.00 | 0.00 | 18.75 |
| 3526014. Hydryllin Syrup, Bottle, 120 ml | 6 No. | LAH | 360.00 | 360.00 | 360.00 | 0.00 | 0.00 |
| | | RAW | 358.33 | 358.33 | 358.33 | 0.00 | 0.00 |
| | | MUL | 351.90 | 351.90 | 351.90 | 0.00 | 0.00 |
| | | KAR | 352.00 | 352.00 | 352.00 | 0.00 | 0.00 |
| | | MPK | 380.00 | 380.00 | 380.00 | 0.00 | 0.00 |
| | | PSH | 400.00 | 400.00 | 360.00 | 0.00 | 11.11 |
| | | QTA | 414.00 | 414.00 | 414.00 | 0.00 | 0.00 |
| 3526015. Safi Hamdard, Bottle, 100 ml | 6 No. | LAH | 240.00 | 240.00 | 228.00 | 0.00 | 5.26 |
| | | RAW | 326.63 | 326.63 | 273.29 | 0.00 | 19.52 |
| | | MUL | 282.00 | 282.00 | 234.00 | 0.00 | 20.51 |

Contd.

7.8 Intercity Wholesale Prices of Selected Commodities

| Group/Commodity/Item Specification | Unit | City | Prices (Rs.) | | | % Change in Sept.2019 Over | |
|---|-------|------|--------------|------------|------------|----------------------------|------------|
| | | | Sept.,2019 | Aug., 2019 | Sept.,2018 | Aug., 2019 | Sept.,2018 |
| 3526016. Honey (Marhaba), Bottle, 0.5 Kg | 6 No. | KAR | 408.00 | 408.00 | 306.00 | 0.00 | 33.33 |
| | | PSH | 360.00 | 360.00 | 300.00 | 0.00 | 20.00 |
| | | QTA | 348.00 | 348.00 | 348.00 | 0.00 | 0.00 |
| | | LAH | 2190.00 | 2190.00 | 1866.00 | 0.00 | 17.36 |
| | | KAR | 3312.00 | 3312.00 | 3312.00 | 0.00 | 0.00 |
| | | MPK | 2028.00 | 2028.00 | 2028.00 | 0.00 | 0.00 |
| 3526017. Betnovate-N , Ointment Tube, 15 gm | 6 No. | PSH | 2100.00 | 2100.00 | 1810.00 | 0.00 | 16.02 |
| | | QTA | 2172.00 | 2172.00 | 2072.00 | 0.00 | 4.83 |
| | | LAH | 180.00 | 180.00 | 170.00 | 0.00 | 5.88 |
| | | RAW | 153.32 | 153.32 | 153.32 | 0.00 | 0.00 |
| | | MUL | 280.50 | 280.50 | 280.50 | 0.00 | 0.00 |
| | | KAR | 303.00 | 303.00 | 300.00 | 0.00 | 1.00 |
| 3526019. O.R.S, Flavoured, (Searle) | Dozen | MPK | 303.65 | 303.65 | 186.00 | 0.00 | 63.25 |
| | | PSH | 300.00 | 300.00 | 284.00 | 0.00 | 5.63 |
| | | QTA | 348.00 | 348.00 | 186.00 | 0.00 | 87.10 |
| | | LAH | 192.00 | 192.00 | 192.00 | 0.00 | 0.00 |
| | | RAW | 183.99 | 183.99 | 182.99 | 0.00 | 0.55 |
| | | MUL | 183.60 | 183.60 | 216.75 | 0.00 | -15.29 |
| 3526020. Qarshi Johar Joshanda, Instant (Box) | Each | KAR | 216.00 | 216.00 | 216.00 | 0.00 | 0.00 |
| | | PSH | 188.00 | 188.00 | 188.00 | 0.00 | 0.00 |
| | | QTA | 192.00 | 192.00 | 180.00 | 0.00 | 6.67 |
| | | LAH | 240.00 | 205.00 | 39.00 | 17.07 | 515.38 |
| | | MUL | 205.00 | 205.00 | 205.00 | 0.00 | 0.00 |
| | | KAR | 216.00 | 216.00 | 324.00 | 0.00 | -33.33 |
| 3526021. Cotton Bandage, Size 2" | 6 No. | MPK | 216.00 | 216.00 | 200.00 | 0.00 | 8.00 |
| | | PSH | 275.00 | 275.00 | 216.00 | 0.00 | 27.31 |
| | | QTA | 221.00 | 221.00 | 221.00 | 0.00 | 0.00 |
| | | LAH | 45.00 | 45.00 | 39.00 | 0.00 | 15.38 |
| | | RAW | 60.00 | 60.00 | 54.33 | 0.00 | 10.44 |
| | | MUL | 30.00 | 30.00 | 24.00 | 0.00 | 25.00 |
| 083. Soaps & Detergents | Dozen | KAR | 35.00 | 35.00 | 30.00 | 0.00 | 16.67 |
| | | MPK | 40.00 | 40.00 | 54.00 | 0.00 | -25.93 |
| | | PSH | 30.00 | 30.00 | 40.00 | 0.00 | -25.00 |
| | | LAH | 480.00 | 480.00 | 441.60 | 0.00 | 8.70 |
| | | RAW | 463.33 | 448.33 | 401.73 | 3.35 | 15.33 |
| | | KSR | 480.00 | 480.00 | 441.60 | 0.00 | 8.70 |
| 3532101. Life Buouy Soap, 115 gm | Dozen | KAR | 456.00 | 456.00 | 463.68 | 0.00 | -1.66 |
| | | PSH | 500.00 | 480.00 | 397.44 | 4.17 | 25.81 |
| | | QTA | 540.00 | 480.00 | 386.40 | 12.50 | 39.75 |
| | | LAH | 450.00 | 450.00 | 421.07 | 0.00 | 6.87 |
| | | RAW | 406.64 | 406.64 | 432.11 | 0.00 | -5.89 |
| | | KAR | 390.00 | 390.00 | 417.86 | 0.00 | -6.67 |
| 3532102. Lux, Standard Size, 75 gm | Dozen | PSH | 330.00 | 330.00 | 310.71 | 0.00 | 6.21 |
| | | QTA | 396.00 | 396.00 | 369.64 | 0.00 | 7.13 |
| | | LAH | 3300.00 | 3300.00 | 1769.23 | 0.00 | 86.52 |
| | | MUL | 3353.00 | 3353.00 | 1968.15 | 0.00 | 70.36 |
| | | KAR | 3060.00 | 3060.00 | 1753.85 | 0.00 | 74.47 |
| | | SKR | 3480.00 | 3480.00 | 2030.77 | 0.00 | 71.36 |
| 3532201. Surf Excel, Poly Bag, 1 Kg | Dozen | LAH | 3300.00 | 3300.00 | 2300.00 | 0.00 | 43.48 |
| | | GUJ | 3360.00 | 3360.00 | 2280.00 | 0.00 | 47.37 |
| | | KAR | 3060.00 | 3060.00 | 2280.00 | 0.00 | 34.21 |
| | | MPK | 3150.00 | 3150.00 | 1800.00 | 0.00 | 75.00 |
| | | LAH | 940.00 | 940.00 | 729.00 | 0.00 | 28.94 |
| | | RAW | 856.65 | 856.65 | 686.99 | 0.00 | 24.70 |
| 3532202. Arial, Poly Bag, 1 Kg | Dozen | KAR | 864.00 | 864.00 | 777.60 | 0.00 | 11.11 |
| | | SKR | 1040.00 | 1040.00 | 648.00 | 0.00 | 60.49 |
| | | PSH | 880.00 | 880.00 | 738.00 | 0.00 | 19.24 |
| | | QTA | 996.00 | 996.00 | 896.40 | 0.00 | 11.11 |
| | | LAH | 940.00 | 940.00 | 729.00 | 0.00 | 28.94 |
| | | RAW | 856.65 | 856.65 | 686.99 | 0.00 | 24.70 |
| 3532203. Vim Detergent, Poly Bag, 900 gm | Dozen | KAR | 864.00 | 864.00 | 777.60 | 0.00 | 11.11 |
| | | SKR | 1040.00 | 1040.00 | 648.00 | 0.00 | 60.49 |
| | | PSH | 880.00 | 880.00 | 738.00 | 0.00 | 19.24 |
| | | QTA | 996.00 | 996.00 | 896.40 | 0.00 | 11.11 |
| | | LAH | 940.00 | 940.00 | 729.00 | 0.00 | 28.94 |
| | | RAW | 856.65 | 856.65 | 686.99 | 0.00 | 24.70 |

Contd.

7.8 Intercity Wholesale Prices of Selected Commodities

| Group/Commodity/Item Specification | Unit | City | Prices (Rs.) | | | % Change in Sept.2019 Over | |
|--|-------|------|--------------|------------|------------|----------------------------|------------|
| | | | Sept.,2019 | Aug., 2019 | Sept.,2018 | Aug., 2019 | Sept.,2018 |
| 3532204. Brite, Polybag, 1 Kg | Dozen | LAH | 3300.00 | 3300.00 | 3510.00 | 0.00 | -5.98 |
| | | RAW | 3193.32 | 3193.32 | 2666.56 | 0.00 | 19.75 |
| | | KAR | 3000.00 | 3000.00 | 3559.89 | 0.00 | -15.73 |
| | | MPK | 3204.00 | 3204.00 | 3540.00 | 0.00 | -9.49 |
| | | PSH | 3500.00 | 3500.00 | 3600.00 | 0.00 | -2.78 |
| 3532205. Express Powder, 1 kg | Dozen | KAR | 2100.00 | 2100.00 | 2016.00 | 0.00 | 4.17 |
| 3532206. Washing Soap, Beta / Sufi / Guy (4 Cake), Carton | Each | LAH | 3340.00 | 3340.00 | 6000.00 | 0.00 | -44.33 |
| | | RAW | 1633.16 | 1633.16 | 3933.05 | 0.00 | -58.48 |
| | | KSR | 3340.00 | 3340.00 | 6000.00 | 0.00 | -44.33 |
| | | SKR | 3440.00 | 3440.00 | 3440.00 | 0.00 | 0.00 |
| 3532302. Toothpaste Colgate, 150 gm | Dozen | KAR | 1620.00 | 1620.00 | 1188.00 | 0.00 | 36.36 |
| | | RAW | 1946.66 | 1946.66 | 1166.66 | 0.00 | 66.86 |
| 3532303. Talcum Powder, Viceroy/Black Cat, Medium Size | Dozen | KAR | 900.00 | 900.00 | 1092.00 | 0.00 | -17.58 |
| | | LAH | 1270.00 | 1270.00 | 1270.00 | 0.00 | 0.00 |
| 3532304. Ponds Cold Cream, Medium Size | Dozen | RAW | 1546.66 | 1326.66 | 1163.32 | 16.58 | 32.95 |
| | | KAR | 1296.00 | 1296.00 | 1248.00 | 0.00 | 3.85 |
| | | LAH | 810.00 | 810.00 | 810.00 | 0.00 | 0.00 |
| 3532306. Admiral, Shaving Cream | Dozen | RAW | 793.28 | 793.28 | 786.61 | 0.00 | 0.85 |
| | | KAR | 780.00 | 780.00 | 747.98 | 0.00 | 4.28 |
| | | RAW | 1413.30 | 1413.30 | 1093.29 | 0.00 | 29.27 |
| 3532307. Hair Cream, Medium Size (Specify Brand Name) | Dozen | KAR | 1080.00 | 1080.00 | 1080.00 | 0.00 | 0.00 |
| | | KAR | 1380.00 | 1380.00 | 1380.00 | 0.00 | 0.00 |
| 3532308. Baby Powder, Johnson's/ Mothercare , Small Size | Dozen | KAR | 1380.00 | 1380.00 | 1380.00 | 0.00 | 0.00 |
| 3532309. Sunsilk Shampoo, Bottle, 90 ml | Dozen | RAW | 1246.66 | 1166.43 | 455.92 | 6.88 | 173.44 |
| | | KAR | 1080.00 | 1080.00 | 495.00 | 0.00 | 118.18 |
| 084. Auto Tyres | | | | | | | |
| 3611101. Auto Tyre Tubeless , General (Suzuki Alto/Mehran) | Dozen | LAH | 33000.00 | 33000.00 | 32400.00 | 0.00 | 1.85 |
| | | RAW | 40599.01 | 40599.01 | 31398.73 | 0.00 | 29.30 |
| | | KAR | 42000.00 | 42000.00 | 30198.68 | 0.00 | 39.08 |
| 3611202. Motorcycle Tyre, Honda CD-70 Servis/Panther | Dozen | LAH | 12600.00 | 12600.00 | 10320.00 | 0.00 | 22.09 |
| | | RAW | 13839.54 | 13839.54 | 11839.46 | 0.00 | 16.89 |
| | | KAR | 14400.00 | 14400.00 | 12600.00 | 0.00 | 14.29 |
| 3611204. Cycle Tyre, Servis, (28"X1/2") | Dozen | LAH | 3360.00 | 3360.00 | 3360.00 | 0.00 | 0.00 |
| | | KAR | 3600.00 | 3600.00 | 2317.17 | 0.00 | 55.36 |
| 3611205. Cycle Tyre, Diamond, (28"X1/2") | Dozen | LAH | 3600.00 | 3600.00 | 3600.00 | 0.00 | 0.00 |
| | | RAW | 4399.63 | 4399.63 | 3439.88 | 0.00 | 27.90 |
| | | KAR | 3480.00 | 3480.00 | 2479.84 | 0.00 | 40.33 |
| 3611401. Auto Tube, General (Suzuki Mehran) | Dozen | LAH | 3272.43 | 3272.43 | 3600.00 | 0.00 | -9.10 |
| | | RAW | 4759.66 | 4759.66 | 3678.29 | 0.00 | 29.40 |
| | | KAR | 6000.00 | 6000.00 | 3639.56 | 0.00 | 64.86 |
| 3611403. Motorcycle Tube, Honda CD-70 Servis/Panther | Dozen | LAH | 3000.00 | 3000.00 | 2280.00 | 0.00 | 31.58 |
| | | RAW | 3559.55 | 3559.55 | 2559.38 | 0.00 | 39.08 |
| | | KAR | 2837.79 | 2837.79 | 1911.97 | 0.00 | 48.42 |
| 3611405. Cycle Tube, Service (28"X1/2") | Dozen | LAH | 1380.00 | 1380.00 | 1260.00 | 0.00 | 9.52 |
| | | KAR | 2040.00 | 2040.00 | 1200.00 | 0.00 | 70.00 |
| 3611406. Cycle Tube, Diamond (28"X1/2") | Dozen | LAH | 1320.00 | 1320.00 | 1320.00 | 0.00 | 0.00 |
| | | RAW | 1639.01 | 1639.01 | 1238.74 | 0.00 | 32.31 |
| | | KAR | 1920.00 | 1920.00 | 1151.88 | 0.00 | 66.68 |
| 085. Plastic Products | | | | | | | |
| 3694001. Water Cooler, 11 Litre | Dozen | LAH | 7394.69 | 7394.69 | 9037.95 | 0.00 | -18.18 |
| | | KAR | 6600.00 | 6600.00 | 6743.52 | 0.00 | -2.13 |
| | | PSH | 6600.00 | 6600.00 | 6600.00 | 0.00 | 0.00 |
| | | QTA | 6000.00 | 6000.00 | 7570.05 | 0.00 | -20.74 |
| 3694002. Bucket Plastic, Medium Size (Average Quality) | Dozen | LAH | 3600.00 | 3600.00 | 3600.00 | 0.00 | 0.00 |
| | | GUJ | 2640.00 | 2640.00 | 2700.00 | 0.00 | -2.22 |
| | | KAR | 4200.00 | 4200.00 | 3438.17 | 0.00 | 22.16 |
| | | PSH | 2760.00 | 2760.00 | 4200.00 | 0.00 | -34.29 |
| | | QTA | 3000.00 | 3000.00 | 3152.15 | 0.00 | -4.83 |
| 3694003. Dinner Set, Plastic, 72 Pieces (Average Quality) | Dozen | LAH | 37898.16 | 37898.16 | 37898.16 | 0.00 | 0.00 |

Contd.

7.8 Intercity Wholesale Prices of Selected Commodities

| Group/Commodity/Item Specification | Unit | City | Prices (Rs.) | | | % Change in Sept.2019 Over | |
|--|---------|------|--------------|------------|------------|----------------------------|------------|
| | | | Sept.,2019 | Aug., 2019 | Sept.,2018 | Aug., 2019 | Sept.,2018 |
| | | RAW | 91194.74 | 83192.26 | 71973.32 | 9.62 | 26.71 |
| | | MUL | 49185.36 | 49185.36 | 41330.66 | 0.00 | 19.00 |
| | | KAR | 30779.57 | 30779.57 | 39746.31 | 0.00 | -22.56 |
| | | PSH | 27600.00 | 27600.00 | 25200.00 | 0.00 | 9.52 |
| 3694004. Hot Pot Set, Plastic, 3 Pieces | Dozen | LAH | 19591.94 | 19591.94 | 18391.43 | 0.00 | 6.53 |
| | | SKT | 28800.00 | 28800.00 | 12000.00 | 0.00 | 140.00 |
| | | KAR | 13588.46 | 13588.46 | 11596.59 | 0.00 | 17.18 |
| | | PSH | 15000.00 | 15000.00 | 12000.00 | 0.00 | 25.00 |
| | | QTA | 12600.00 | 12600.00 | 11547.12 | 0.00 | 9.12 |
| 3694005. Thermos, Starvac, 1 Litre | Dozen | LAH | 7394.69 | 7394.69 | 7394.69 | 0.00 | 0.00 |
| | | GUJ | 6000.00 | 6000.00 | 4800.00 | 0.00 | 25.00 |
| | | KAR | 6712.13 | 6712.13 | 5943.47 | 0.00 | 12.93 |
| | | QTA | 5400.00 | 5400.00 | 5773.56 | 0.00 | -6.47 |
| 086. Glass sheets | | | | | | | |
| 3711401. Plastic Glass Sheet, 3 mm, Above 1 Sq.Meter | 10 sq m | LAH | 4500.00 | 4500.00 | 3833.05 | 0.00 | 17.40 |
| | | RAW | 4132.25 | 4132.25 | 3865.53 | 0.00 | 6.90 |
| | | KAR | 8000.00 | 8000.00 | 7066.04 | 0.00 | 13.22 |
| | | PSH | 18300.00 | 18300.00 | 13500.00 | 0.00 | 35.56 |
| 3711402. Fig. Glass Sheet, Above 1 Sq. Meter | 10 sq m | LAH | 3200.00 | 3200.00 | 3132.98 | 0.00 | 2.14 |
| | | RAW | 3666.36 | 3666.36 | 3365.36 | 0.00 | 8.94 |
| | | KAR | 8749.72 | 8749.72 | 8466.14 | 0.00 | 3.35 |
| | | PSH | 8610.00 | 8610.00 | 8600.00 | 0.00 | 0.12 |
| 087. Other Glass Articles | | | | | | | |
| 3719101. Jar, Local, 4 Litre | Dozen | RAW | 1383.13 | 1383.13 | 1266.45 | 0.00 | 9.21 |
| | | KAR | 950.00 | 950.00 | 806.61 | 0.00 | 17.78 |
| 3719301. Tumbler, Fancy, (OMROC), 200 ml | 50 No. | RAW | 2388.01 | 2388.01 | 2027.40 | 0.00 | 17.79 |
| | | KAR | 3750.00 | 3750.00 | 3581.42 | 0.00 | 4.71 |
| 3719302. Jug, Diamond, Fancy, (OMROC), 1.2 Litre | Dozen | LAH | 1766.51 | 1766.51 | 1766.51 | 0.00 | 0.00 |
| | | RAW | 2283.21 | 2283.21 | 2016.53 | 0.00 | 13.22 |
| | | KAR | 2600.00 | 2600.00 | 2432.88 | 0.00 | 6.87 |
| 3719303. Tea Cup with Saucer, White Ceramic | Dozen | LAH | 716.28 | 716.28 | 716.28 | 0.00 | 0.00 |
| | | RAW | 1416.47 | 1416.47 | 1116.42 | 0.00 | 26.88 |
| | | KAR | 900.00 | 900.00 | 729.86 | 0.00 | 23.31 |
| 088. Ceramics & Sanitary Fixture | | | | | | | |
| 3721001. European W/C (02/03), Standard, White | Dozen | LAH | 22372.07 | 22372.07 | 22372.07 | 0.00 | 0.00 |
| | | RAW | 18997.88 | 18997.88 | 15397.38 | 0.00 | 23.38 |
| | | KAR | 25185.93 | 25185.93 | 25185.93 | 0.00 | 0.00 |
| | | PSH | 49200.00 | 49200.00 | 49200.00 | 0.00 | 0.00 |
| 3721002. European W/C (02/03), Standard, Coloured | Dozen | LAH | 21992.81 | 21992.81 | 21992.81 | 0.00 | 0.00 |
| | | RAW | 20198.01 | 20198.01 | 16597.57 | 0.00 | 21.69 |
| | | KAR | 26400.00 | 26400.00 | 26986.86 | 0.00 | -2.17 |
| 3721003. Asian W/C, White, 18"/22" | Dozen | LAH | 23573.46 | 23573.46 | 23573.46 | 0.00 | 0.00 |
| | | RAW | 20198.01 | 20198.01 | 16597.57 | 0.00 | 21.69 |
| | | KAR | 14789.38 | 14789.38 | 12796.91 | 0.00 | 15.57 |
| | | PSH | 15000.00 | 15000.00 | 10800.00 | 0.00 | 38.89 |
| 3721004. Asian W/C, White, 15"/22" | Dozen | LAH | 17564.67 | 17564.67 | 17564.67 | 0.00 | 0.00 |
| | | RAW | 18997.88 | 18997.88 | 15397.38 | 0.00 | 23.38 |
| | | KAR | 14188.94 | 14188.94 | 12196.76 | 0.00 | 16.33 |
| | | PSH | 15000.00 | 12720.00 | 11040.00 | 17.92 | 35.87 |
| 3721005. Asian W/C, Coloured, 18"/22" | Dozen | LAH | 23193.18 | 23193.18 | 23193.18 | 0.00 | 0.00 |
| | | RAW | 21998.17 | 21998.17 | 18997.88 | 0.00 | 15.79 |
| | | GUJ | 21600.00 | 21600.00 | 21600.00 | 0.00 | 0.00 |
| | | KAR | 17190.84 | 17190.84 | 13397.04 | 0.00 | 28.32 |
| | | PSH | 15000.00 | 15000.00 | 11400.00 | 0.00 | 31.58 |
| 3721006. Asian W/C, Coloured, 15"/22" | Dozen | LAH | 18391.43 | 18391.43 | 18391.43 | 0.00 | 0.00 |
| | | RAW | 20198.01 | 20198.01 | 16597.57 | 0.00 | 21.69 |
| | | GUJ | 20400.00 | 20400.00 | 20400.00 | 0.00 | 0.00 |
| | | KAR | 14789.38 | 14789.38 | 12196.76 | 0.00 | 21.26 |
| | | PSH | 15000.00 | 15000.00 | 11640.00 | 0.00 | 28.87 |

Contd.

7.8 Intercity Wholesale Prices of Selected Commodities

| Group/Commodity/Item Specification | Unit | City | Prices (Rs.) | | | % Change in Sept.2019 Over | | | |
|--|----------|--|--------------|------------|------------|----------------------------|------------|------|-------|
| | | | Sept.,2019 | Aug., 2019 | Sept.,2018 | Aug., 2019 | Sept.,2018 | | |
| 3721007. Wash Basin, Standard, White, 50 cm | Dozen | LAH | 19968.80 | 19968.80 | 19968.80 | 0.00 | 0.00 | | |
| | | RAW | 19597.95 | 19597.95 | 16597.57 | 0.00 | 18.08 | | |
| | | KAR | 21600.00 | 21600.00 | 17190.84 | 0.00 | 25.65 | | |
| | | PSH | 25200.00 | 22800.00 | 22200.00 | 10.53 | 13.51 | | |
| | | LAH | 19968.80 | 19968.80 | 19968.80 | 0.00 | 0.00 | | |
| 3721008. Wash Basin, Light Color, 50 cm | Dozen | RAW | 20798.06 | 20798.06 | 17590.77 | 0.00 | 18.23 | | |
| | | KAR | 24000.00 | 24000.00 | 19591.94 | 0.00 | 22.50 | | |
| | | PSH | 26400.00 | 24000.00 | 23400.00 | 10.00 | 12.82 | | |
| | | LAH | 24774.72 | 24774.72 | 24774.72 | 0.00 | 0.00 | | |
| 3721009. Sink Stainless Steel, Medium Size | Dozen | RAW | 36795.62 | 36795.62 | 33198.80 | 0.00 | 10.83 | | |
| | | GUJ | 16800.00 | 16800.00 | 16800.00 | 0.00 | 0.00 | | |
| | | KAR | 30000.00 | 30000.00 | 20598.07 | 0.00 | 45.64 | | |
| | | PSH | 20400.00 | 20400.00 | 20400.00 | 0.00 | 0.00 | | |
| | | LAH | 24774.72 | 24774.72 | 24774.72 | 0.00 | 0.00 | | |
| 089. Bricks, Blocks & Tiles | | | | | | | | | |
| 3732001. Bricks, Truck | Each | LAH | 42000.00 | 42000.00 | 34400.00 | 0.00 | 22.09 | | |
| | | RAW | 44664.17 | 44664.17 | 39464.87 | 0.00 | 13.17 | | |
| | | KSR | 38800.00 | 38800.00 | 31200.00 | 0.00 | 24.36 | | |
| | | HYD | 30000.00 | 30000.00 | 22000.00 | 0.00 | 36.36 | | |
| | | SKR | 26000.00 | 26000.00 | 23200.00 | 0.00 | 12.07 | | |
| | | PSH | 38000.00 | 38000.00 | 32000.00 | 0.00 | 18.75 | | |
| | | BNU | 28000.00 | 26000.00 | 28000.00 | 7.69 | 0.00 | | |
| | | QTA | 25315.47 | 25315.47 | 25315.47 | 0.00 | 0.00 | | |
| | | KAR | 25000.00 | 25000.00 | 20327.93 | 0.00 | 22.98 | | |
| | | 3732002. Cement Blocks, 6"X8"X12" | 1000 No. | KAR | 25000.00 | 25000.00 | 20327.93 | 0.00 | 22.98 |
| | | | | LAH | 67500.00 | 67500.00 | 67500.00 | 0.00 | 0.00 |
| | | 3732003. Tiles, Plain, White, 8" X 10" | 100 sq m | RAW | 59325.79 | 59325.79 | 48657.62 | 0.00 | 21.92 |
| | | | | MUL | 78000.00 | 78000.00 | 80000.00 | 0.00 | -2.50 |
| KAR | 60822.02 | | | 60822.02 | 60822.02 | 0.00 | 0.00 | | |
| LAH | 76630.94 | | | 76630.94 | 76630.94 | 0.00 | 0.00 | | |
| 3732004. Tiles, Plain, Coloured, 8" X 10" | 100 sq m | RAW | 67665.02 | 67665.02 | 58659.15 | 0.00 | 15.35 | | |
| | | MUL | 84000.00 | 84000.00 | 85000.00 | 0.00 | -1.18 | | |
| | | KAR | 68660.24 | 68660.24 | 68660.24 | 0.00 | 0.00 | | |
| | | LAH | 76630.94 | 76630.94 | 76630.94 | 0.00 | 0.00 | | |
| 090. Cement | | | | | | | | | |
| 3744002. Cement, White | MT | LAH | 18350.00 | 18350.00 | 18350.00 | 0.00 | 0.00 | | |
| | | RAW | 22899.85 | 23699.58 | 21216.65 | -3.37 | 7.93 | | |
| | | KAR | 18900.00 | 18900.00 | 18900.00 | 0.00 | 0.00 | | |
| | | SKR | 18750.00 | 18750.00 | 18750.00 | 0.00 | 0.00 | | |
| | | LAH | 9800.00 | 9800.00 | 10000.00 | 0.00 | -2.00 | | |
| | | KAR | 13900.00 | 13300.00 | 11800.00 | 4.51 | 17.80 | | |
| 3744006. Fauji Cement, (Ex-factory) | MT | RAW | 8625.00 | 8625.00 | 9650.00 | 0.00 | -10.62 | | |
| 091. Bed Foam | | | | | | | | | |
| 3815001. Bed Foam, (Molty Foam) 3.5'X 5.5'X 4" | Dozen | LAH | 60000.00 | 60000.00 | 51600.00 | 0.00 | 16.28 | | |
| | | RAW | 70793.22 | 69399.42 | 65597.55 | 2.01 | 7.92 | | |
| | | GUJ | 57600.00 | 57600.00 | 57600.00 | 0.00 | 0.00 | | |
| | | KAR | 50400.00 | 50400.00 | 50400.00 | 0.00 | 0.00 | | |
| | | QTA | 54000.00 | 54000.00 | 62400.00 | 0.00 | -13.46 | | |
| 3815002. Bed Foam, (Molty Foam) 6.5'X6'X4" | Dozen | LAH | 80400.00 | 80400.00 | 72791.27 | 0.00 | 10.45 | | |
| | | FAS | 120000.00 | 120000.00 | 117600.00 | 0.00 | 2.04 | | |
| | | RAW | 122332.43 | 120665.74 | 116733.07 | 1.38 | 4.80 | | |
| | | KAR | 128520.00 | 128520.00 | 84000.00 | 0.00 | 53.00 | | |
| | | HYD | 85000.00 | 85000.00 | 85000.00 | 0.00 | 0.00 | | |
| 092. Matches | | | | | | | | | |
| 3899801. Matches, (70-75 Sticks), 50 Boxes Carton | Each | LAH | 700.00 | 700.00 | 700.00 | 0.00 | 0.00 | | |
| | | RAW | 883.01 | 883.01 | 720.00 | 0.00 | 22.64 | | |
| | | KAR | 700.00 | 700.00 | 700.00 | 0.00 | 0.00 | | |
| | | SKR | 700.00 | 700.00 | 700.00 | 0.00 | 0.00 | | |
| | | PSH | 850.00 | 700.00 | 700.00 | 21.43 | 21.43 | | |
| 5. Metal Product, Machinery & Equipment | | | | | | | | | |
| 093. Steel Bar & Sheets | | | | | | | | | |
| 4126101. M.S. Round Bar 1/4" (Grade 40) | MT | LAH | 114000.00 | 110000.00 | 92000.00 | 3.64 | 23.91 | | |

Contd.

7.8 Intercity Wholesale Prices of Selected Commodities

| Group/Commodity/Item Specification | Unit | City | Prices (Rs.) | | | % Change in Sept.2019 Over | |
|---|-------|------|--------------|------------|------------|----------------------------|------------|
| | | | Sept.,2019 | Aug., 2019 | Sept.,2018 | Aug., 2019 | Sept.,2018 |
| | | RAW | 115665.70 | 116665.71 | 93332.15 | -0.86 | 23.93 |
| | | KAR | 110000.00 | 113000.00 | 92500.00 | -2.65 | 18.92 |
| | | HYD | 111000.00 | 112000.00 | 95000.00 | -0.89 | 16.84 |
| | | PSH | 125000.00 | 120000.00 | 90000.00 | 4.17 | 38.89 |
| | | QTA | 108000.00 | 109000.00 | 94000.00 | -0.92 | 14.89 |
| 4126102. M.S. Round Bar 3/8" (Grade 40) | MT | LAH | 113500.00 | 109500.00 | 92500.00 | 3.65 | 22.70 |
| | | RAW | 114665.70 | 115665.70 | 92332.13 | -0.86 | 24.19 |
| | | KAR | 110000.00 | 113000.00 | 92500.00 | -2.65 | 18.92 |
| | | HYD | 111000.00 | 112000.00 | 95000.00 | -0.89 | 16.84 |
| | | PSH | 120000.00 | 117000.00 | 99900.00 | 2.56 | 20.12 |
| | | QTA | 112430.47 | 114000.00 | 99000.00 | -1.38 | 13.57 |
| 4126103. M.S.Round Bar 1/2" (Grade 40) | MT | LAH | 113332.35 | 109000.00 | 92000.00 | 3.97 | 23.19 |
| | | RAW | 114665.70 | 115665.70 | 92332.13 | -0.86 | 24.19 |
| | | KAR | 110000.00 | 113000.00 | 92500.00 | -2.65 | 18.92 |
| | | HYD | 113000.00 | 112000.00 | 95000.00 | 0.89 | 18.95 |
| | | PSH | 109800.00 | 113500.00 | 89500.00 | -3.26 | 22.68 |
| | | QTA | 112000.00 | 113000.00 | 98000.00 | -0.88 | 14.29 |
| 4126104. M.S. Round Bar 1" (Grade 40) | MT | LAH | 114332.36 | 109662.63 | 92200.00 | 4.26 | 24.00 |
| | | RAW | 113665.69 | 114665.70 | 91332.12 | -0.87 | 24.45 |
| | | KAR | 110000.00 | 113000.00 | 92500.00 | -2.65 | 18.92 |
| | | PSH | 120000.00 | 114500.00 | 95000.00 | 4.80 | 26.32 |
| 4126105. M.S.Ribbed Bar 1/2" To 1" (Grade 40) | MT | LAH | 115166.43 | 111166.42 | 93200.00 | 3.60 | 23.57 |
| | | RAW | 111665.67 | 112665.68 | 90332.11 | -0.89 | 23.62 |
| | | KAR | 110000.00 | 113000.00 | 92500.00 | -2.65 | 18.92 |
| 4126106. M.S.Ribbed Bar 3/8" (Grade 40) | MT | LAH | 113666.42 | 109997.73 | 88200.00 | 3.34 | 28.87 |
| | | RAW | 111665.67 | 112665.68 | 90332.11 | -0.89 | 23.62 |
| | | KAR | 110000.00 | 113000.00 | 92500.00 | -2.65 | 18.92 |
| 4126107. G.P. Sheet, Cutting, Japan, 24-30 BG | MT | LAH | 135000.00 | 135000.00 | 115000.00 | 0.00 | 17.39 |
| | | RAW | 116997.15 | 116997.15 | 96332.18 | 0.00 | 21.45 |
| | | KAR | 145000.00 | 145000.00 | 88600.00 | 0.00 | 63.66 |
| | | PSH | 155000.00 | 155000.00 | 132000.00 | 0.00 | 17.42 |
| 4126108. G.S. Sheet, 24 Guage, Galvanized | MT | LAH | 150000.00 | 150000.00 | 125000.00 | 0.00 | 20.00 |
| | | RAW | 115665.70 | 116997.15 | 96332.18 | -1.14 | 20.07 |
| | | KAR | 146000.00 | 146000.00 | 89200.00 | 0.00 | 63.68 |
| | | PSH | 160000.00 | 160000.00 | 136000.00 | 0.00 | 17.65 |
| 094. Pipe Fittings | | | | | | | |
| 4129201. Tee, 1/2" | Dozen | LAH | 600.00 | 600.00 | 525.00 | 0.00 | 14.29 |
| | | RAW | 536.65 | 536.65 | 436.57 | 0.00 | 22.92 |
| | | KAR | 500.00 | 500.00 | 416.64 | 0.00 | 20.01 |
| | | QTA | 360.00 | 360.00 | 360.00 | 0.00 | 0.00 |
| 4129202. Tee, 3/4" | Dozen | LAH | 735.00 | 735.00 | 630.00 | 0.00 | 16.67 |
| | | RAW | 746.65 | 746.65 | 573.31 | 0.00 | 30.23 |
| | | KAR | 610.00 | 610.00 | 540.00 | 0.00 | 12.96 |
| | | QTA | 360.00 | 360.00 | 360.00 | 0.00 | 0.00 |
| 4129203. Socket, 1/2" | Dozen | LAH | 355.00 | 355.00 | 308.11 | 0.00 | 15.22 |
| | | RAW | 546.65 | 546.65 | 408.17 | 0.00 | 33.93 |
| | | KAR | 300.00 | 300.00 | 243.94 | 0.00 | 22.98 |
| | | QTA | 240.00 | 240.00 | 240.00 | 0.00 | 0.00 |
| 4129204. Socket, 3/4" | Dozen | LAH | 470.00 | 470.00 | 409.76 | 0.00 | 14.70 |
| | | RAW | 596.65 | 596.65 | 483.19 | 0.00 | 23.48 |
| | | KAR | 400.00 | 400.00 | 313.19 | 0.00 | 27.72 |
| | | QTA | 360.00 | 360.00 | 360.00 | 0.00 | 0.00 |
| 4129205. Union, 1/2" | Dozen | LAH | 1010.00 | 1010.00 | 865.00 | 0.00 | 16.76 |
| | | RAW | 993.29 | 993.29 | 829.88 | 0.00 | 19.69 |
| | | KAR | 900.00 | 900.00 | 807.92 | 0.00 | 11.40 |
| | | QTA | 720.00 | 720.00 | 720.00 | 0.00 | 0.00 |
| 4129206. Union, 3/4" | Dozen | LAH | 1230.00 | 1230.00 | 1050.00 | 0.00 | 17.14 |
| | | RAW | 1046.66 | 1046.66 | 886.62 | 0.00 | 18.05 |
| | | KAR | 1200.00 | 1200.00 | 1029.98 | 0.00 | 16.51 |

Contd.

7.8 Intercity Wholesale Prices of Selected Commodities

| Group/Commodity/Item Specification | Unit | City | Prices (Rs.) | | | % Change in Sept.2019 Over | |
|--|--------|------|--------------|------------|------------|----------------------------|------------|
| | | | Sept.,2019 | Aug., 2019 | Sept.,2018 | Aug., 2019 | Sept.,2018 |
| 4129207. Band, 1/2" | Dozen | LAH | 635.00 | 635.00 | 520.00 | 0.00 | 22.12 |
| | | RAW | 963.29 | 963.29 | 783.25 | 0.00 | 22.99 |
| | | KAR | 800.00 | 800.00 | 637.94 | 0.00 | 25.40 |
| | | QTA | 480.00 | 480.00 | 480.00 | 0.00 | 0.00 |
| 4129208. Band, 3/4" | Dozen | LAH | 770.00 | 770.00 | 650.00 | 0.00 | 18.46 |
| | | RAW | 1026.66 | 1026.66 | 808.25 | 0.00 | 27.02 |
| | | KAR | 1100.00 | 1100.00 | 960.00 | 0.00 | 14.58 |
| | | QTA | 480.00 | 480.00 | 480.00 | 0.00 | 0.00 |
| 4129209. Elbow, Galvanized China, 1/2" | Dozen | LAH | 420.00 | 420.00 | 350.00 | 0.00 | 20.00 |
| | | RAW | 646.65 | 646.65 | 486.58 | 0.00 | 32.90 |
| | | KAR | 360.00 | 360.00 | 263.29 | 0.00 | 36.73 |
| | | QTA | 300.00 | 300.00 | 300.00 | 0.00 | 0.00 |
| 4129210. Elbow, Galvanized China, 3/4" | Dozen | LAH | 535.00 | 535.00 | 430.00 | 0.00 | 24.42 |
| | | RAW | 736.65 | 736.65 | 558.21 | 0.00 | 31.97 |
| | | KAR | 450.00 | 450.00 | 395.64 | 0.00 | 13.74 |
| | | QTA | 420.00 | 420.00 | 420.00 | 0.00 | 0.00 |
| 095. Steel Products | | | | | | | |
| 4291201. Stainless Steel Degchi, (Medium Size) | Dozen | LAH | 7200.00 | 7200.00 | 7200.00 | 0.00 | 0.00 |
| | | KAR | 10200.00 | 10200.00 | 8595.42 | 0.00 | 18.67 |
| 4291202. Stainless Steel Tablespoon, (Super Quality) | Dozen | LAH | 4200.00 | 4200.00 | 4200.00 | 0.00 | 0.00 |
| | | KAR | 4954.94 | 4954.94 | 4954.94 | 0.00 | 0.00 |
| 4291203. Stainless Steel Plate, Light | Dozen | LAH | 756.00 | 756.00 | 756.00 | 0.00 | 0.00 |
| | | KAR | 820.00 | 820.00 | 773.11 | 0.00 | 6.07 |
| 4291204. Pressure Cooker, 4 Litre | Dozen | LAH | 18000.00 | 18000.00 | 17280.00 | 0.00 | 4.17 |
| | | GUJ | 19800.00 | 19800.00 | 19800.00 | 0.00 | 0.00 |
| | | SKT | 14400.00 | 14400.00 | 14400.00 | 0.00 | 0.00 |
| | | KAR | 21888.72 | 21888.72 | 19397.95 | 0.00 | 12.84 |
| 4291401. New Treet Blade, Ordinary (20 Strip) | Dozen | RAW | 5399.85 | 5266.45 | 4899.83 | 2.53 | 10.20 |
| | | KAR | 8400.00 | 8400.00 | 6600.00 | 0.00 | 27.27 |
| 4291403. Gillet Safety Razor, (20 Strip) | Dozen | LAH | 11000.00 | 11000.00 | 8600.00 | 0.00 | 27.91 |
| | | RAW | 9099.91 | 8966.54 | 8966.54 | 1.49 | 1.49 |
| | | KAR | 6240.00 | 6240.00 | 8600.00 | 0.00 | -27.44 |
| 096. Engines & Motors | | | | | | | |
| 4321901. Hollow S.Motor (326 UP -4.40 HP 46) | 10 No. | LAH | 1550000.00 | 1550000.00 | 1550000.00 | 0.00 | 0.00 |
| 097. Vacuum Pumps | | | | | | | |
| 4323001. Multistage C.Pumps (PCM 80-3 15 HP) | 10 No. | LAH | 830000.00 | 830000.00 | 830000.00 | 0.00 | 0.00 |
| 4323002. Multistage C.Pumps (PCM 80-5 25 HP) | 10 No. | LAH | 1170000.00 | 1170000.00 | 1170000.00 | 0.00 | 0.00 |
| 098. Air Conditioners | | | | | | | |
| 4391201. Air Conditioner Split, (PEL), 1.5 Ton | 10 No. | LAH | 420000.00 | 420000.00 | 420000.00 | 0.00 | 0.00 |
| | | RAW | 433326.91 | 433326.91 | 384978.35 | 0.00 | 12.56 |
| | | KAR | 480000.00 | 480000.00 | 405000.00 | 0.00 | 18.52 |
| 4391202. Air Conditioner Split, (Waves), 1.5 Ton | 10 No. | LAH | 460000.00 | 460000.00 | 460000.00 | 0.00 | 0.00 |
| | | RAW | 456642.22 | 456642.22 | 396638.50 | 0.00 | 15.13 |
| | | KAR | 490000.00 | 490000.00 | 400000.00 | 0.00 | 22.50 |
| 099. Cultivators | | | | | | | |
| 4411201. Cultivator (Ordinary), 9 Times | Each | GUJ | 38000.00 | 38000.00 | 38000.00 | 0.00 | 0.00 |
| 4411202. Cultivator (Special), 11 Times | Each | GUJ | 50000.00 | 50000.00 | 50000.00 | 0.00 | 0.00 |
| 100. Chuff Cutter | | | | | | | |
| 4412301. Chuff Cutter | Each | FAS | 7200.00 | 7200.00 | 7200.00 | 0.00 | 0.00 |
| 101. Tractors | | | | | | | |
| 4414101. Tractor, MF-240 | Each | LAH | 808500.00 | 808500.00 | 769650.00 | 0.00 | 5.05 |
| 4414102. Tractor, MF-385 | Each | LAH | 1260000.00 | 1260000.00 | 1212225.00 | 0.00 | 3.94 |
| 102. Lathe Machines | | | | | | | |
| 4421301. Lathe Machine 3', (Pak. Madina) | Each | LAH | 130000.00 | 130000.00 | 94666.37 | 0.00 | 37.32 |
| 4421302. Lathe Machine 4.5', (Pak. Madina) | Each | LAH | 150000.00 | 150000.00 | 101666.39 | 0.00 | 47.54 |
| 4421303. Lathe Machine 6.5', (Pak. Madina) | Each | LAH | 190000.00 | 190000.00 | 122666.44 | 0.00 | 54.89 |
| 4421304. Lathe Machine 10', (Pak. Madina) | Each | LAH | 400000.00 | 400000.00 | 260000.00 | 0.00 | 53.85 |
| 103. Concrete Mixture | | | | | | | |
| 4444001. Concrete Mixer, 7 Ntr. 12HP. (Star Eng) | Each | LAH | 140000.00 | 140000.00 | 140000.00 | 0.00 | 0.00 |

Contd.

7.8 Intercity Wholesale Prices of Selected Commodities

| Group/Commodity/Item Specification | Unit | City | Prices (Rs.) | | | % Change in Sept.2019 Over | |
|--|--------|------|--------------|------------|------------|----------------------------|------------|
| | | | Sept.,2019 | Aug., 2019 | Sept.,2018 | Aug., 2019 | Sept.,2018 |
| 4444002. Concrete Mixer, 17 Ntr. 24HP. (Star Eng) | Each | LAH | 210000.00 | 210000.00 | 210000.00 | 0.00 | 0.00 |
| 104. Fridge,WashM,SewM,Fans,Iron | 10 No. | LAH | 330000.00 | 300000.00 | 300000.00 | 10.00 | 10.00 |
| | | RAW | 288323.66 | 308324.29 | 268665.02 | -6.49 | 7.32 |
| | | KAR | 320000.00 | 320000.00 | 320000.00 | 0.00 | 0.00 |
| 4481201. Washing Machine, (National Pak), Semi Automatic | 10 No. | LAH | 90000.00 | 90000.00 | 80000.00 | 0.00 | 12.50 |
| | | GUJ | 50000.00 | 50000.00 | 50000.00 | 0.00 | 0.00 |
| | | KAR | 76116.63 | 76116.63 | 69658.20 | 0.00 | 9.27 |
| 4481202. Washing Machine, (Singer) Semi Automatic | 10 No. | QTA | 90000.00 | 90000.00 | 55500.00 | 0.00 | 62.16 |
| | | LAH | 115000.00 | 115000.00 | 110000.00 | 0.00 | 4.55 |
| | | RAW | 131329.94 | 131329.94 | 106640.89 | 0.00 | 23.15 |
| 4481203. Washing Machine, (Dawlance), Semi Automatic | 10 No. | KAR | 130000.00 | 130000.00 | 120000.00 | 0.00 | 8.33 |
| | | LAH | 105000.00 | 105000.00 | 100000.00 | 0.00 | 5.00 |
| | | FAS | 48736.68 | 48736.68 | 90000.00 | 0.00 | -45.85 |
| 4481204. Washing Machine, (Super Asia), Semi Automatic | 10 No. | GUJ | 94000.00 | 94000.00 | 94000.00 | 0.00 | 0.00 |
| | | KAR | 105000.00 | 105000.00 | 95000.00 | 0.00 | 10.53 |
| | | LAH | 110000.00 | 110000.00 | 90000.00 | 15.79 | 22.22 |
| 4481401. Sewing Machine, (Singer), B.B.H.O | Dozen | FAS | 110000.00 | 110000.00 | 98000.00 | 0.00 | 12.24 |
| | | KAR | 110000.00 | 110000.00 | 100000.00 | 0.00 | 10.00 |
| | | HYD | 130000.00 | 130000.00 | 75000.00 | 0.00 | 73.33 |
| 4481402. Zig Zag Machine, (Singer) | Dozen | LAH | 86400.00 | 86400.00 | 76800.00 | 0.00 | 12.50 |
| | | KAR | 99360.00 | 90000.00 | 78000.00 | 10.40 | 27.38 |
| 4481403. Sewing Machine, (Salika) | Dozen | LAH | 198000.00 | 198000.00 | 198000.00 | 0.00 | 0.00 |
| | | KAR | 168000.00 | 168000.00 | 153600.00 | 0.00 | 9.38 |
| 4481501. Ceiling Fan, (Millat), 48" | Dozen | LAH | 72000.00 | 72000.00 | 60000.00 | 0.00 | 20.00 |
| | | KAR | 84000.00 | 84000.00 | 74400.00 | 0.00 | 12.90 |
| 4481502. Ceiling Fan, (Pak), 48" | Dozen | LAH | 37200.00 | 34189.59 | 31788.82 | 8.81 | 17.02 |
| | | KAR | 48000.00 | 48000.00 | 38400.00 | 0.00 | 25.00 |
| | | LAH | 35400.00 | 32795.16 | 30394.78 | 7.94 | 16.47 |
| 4481503. Ceiling Fan, (National), 56" | Dozen | GUJ | 28800.00 | 28800.00 | 28800.00 | 0.00 | 0.00 |
| | | KAR | 54000.00 | 54000.00 | 44400.00 | 0.00 | 21.62 |
| | | LAH | 34200.00 | 33195.14 | 30394.78 | 3.03 | 12.52 |
| 4481504. Ceiling Fan, (Yunus), 56" | Dozen | GUJ | 25800.00 | 25800.00 | 25800.00 | 0.00 | 0.00 |
| | | KAR | 39600.00 | 39600.00 | 30394.78 | 0.00 | 30.29 |
| | | HYD | 37800.00 | 37800.00 | 30000.00 | 0.00 | 26.00 |
| 4481505. Padestal Fan, (Millat), 20" | Dozen | LAH | 37800.00 | 34800.00 | 31788.82 | 8.62 | 18.91 |
| | | FAS | 40800.00 | 40800.00 | 38400.00 | 0.00 | 6.25 |
| | | GUJ | 28200.00 | 28200.00 | 28200.00 | 0.00 | 0.00 |
| 4481506. Padestal Fan, (Pak), 20" | Dozen | KAR | 45600.00 | 45600.00 | 42480.00 | 0.00 | 7.34 |
| | | PSH | 36000.00 | 36000.00 | 31800.00 | 0.00 | 13.21 |
| | | QTA | 38400.00 | 38400.00 | 38400.00 | 0.00 | 0.00 |
| 4481507. Exhaust Fan, (Climax), 12" | Dozen | KAR | 51400.00 | 51400.00 | 43200.00 | 0.00 | 18.98 |
| | | LAH | 51996.94 | 51996.94 | 48000.00 | 0.00 | 8.33 |
| 4481508. Exhaust Fan, (Millat), 12" | Dozen | KAR | 78000.00 | 78000.00 | 70200.00 | 0.00 | 11.11 |
| | | PSH | 60000.00 | 60000.00 | 51600.00 | 0.00 | 16.28 |
| | | LAH | 24798.40 | 24198.36 | 22800.00 | 2.48 | 8.76 |
| 4481509. Exhaust Fan, (Pak National), 12" | Dozen | GUJ | 22800.00 | 22800.00 | 22800.00 | 0.00 | 0.00 |
| | | KAR | 28800.00 | 28800.00 | 21600.00 | 0.00 | 33.33 |
| 4481601. Iron, (National) Automatic | Dozen | LAH | 22200.00 | 21198.12 | 19800.00 | 4.73 | 12.12 |
| | | GUJ | 16200.00 | 16200.00 | 16200.00 | 0.00 | 0.00 |
| | | KAR | 26400.00 | 26400.00 | 20400.00 | 0.00 | 29.41 |
| 4481602. Iron (Philips), Dry | Dozen | LAH | 12000.00 | 12000.00 | 10800.00 | 0.00 | 11.11 |
| | | GUJ | 10200.00 | 10200.00 | 10200.00 | 0.00 | 0.00 |
| | | KAR | 12000.00 | 9000.00 | 6300.00 | 33.33 | 90.48 |
| | | PSH | 16800.00 | 16800.00 | 12000.00 | 0.00 | 40.00 |
| | | LAH | 30000.00 | 30000.00 | 24000.00 | 0.00 | 25.00 |
| | | GUJ | 24960.00 | 24960.00 | 24960.00 | 0.00 | 0.00 |
| | | KAR | 26400.00 | 20400.00 | 16153.74 | 29.41 | 63.43 |

Contd.

7.8 Intercity Wholesale Prices of Selected Commodities

| Group/Commodity/Item Specification | Unit | City | Prices (Rs.) | | | % Change in Sept.2019 Over | |
|---|---------|------|--------------|------------|------------|----------------------------|------------|
| | | | Sept.,2019 | Aug., 2019 | Sept.,2018 | Aug., 2019 | Sept.,2018 |
| 105. Electric Wires | | | | | | | |
| 4634001. Flexible Wire, 2999-14 0076 (90 Meter Roll) | 6 No. | LAH | 4200.00 | 4200.00 | 4597.86 | 0.00 | -8.65 |
| | | MUL | 6566.50 | 6566.50 | 6600.00 | 0.00 | -0.51 |
| | | KAR | 8400.00 | 7800.00 | 6399.75 | 7.69 | 31.26 |
| | | PSH | 6000.00 | 6000.00 | 5400.00 | 0.00 | 11.11 |
| | | QTA | 5640.00 | 5640.00 | 4800.00 | 0.00 | 17.50 |
| 4634002. PVC Wire, Single Core(90 Meter Roll) | 6 No. | LAH | 4800.00 | 4800.00 | 5498.20 | 0.00 | -12.70 |
| | | MUL | 7669.99 | 7669.99 | 7680.00 | 0.00 | -0.13 |
| | | KAR | 8400.00 | 7800.00 | 6399.75 | 7.69 | 31.26 |
| | | PSH | 6000.00 | 6000.00 | 5700.00 | 0.00 | 5.26 |
| | | QTA | 5700.00 | 5700.00 | 5000.00 | 0.00 | 14.00 |
| 106. Lighting Equipments | | | | | | | |
| 4653101. Table Light, (Philips), 40 watt | Dozen | GUJ | 1104.00 | 1104.00 | 1104.00 | 0.00 | 0.00 |
| | | KAR | 1238.74 | 1238.74 | 1238.74 | 0.00 | 0.00 |
| | | PSH | 1159.66 | 1159.66 | 1159.66 | 0.00 | 0.00 |
| | | QTA | 1080.00 | 1080.00 | 1080.00 | 0.00 | 0.00 |
| 4653103. Energy Saver, (Philips), 14 watt | 100 No. | LAH | 14500.00 | 14500.00 | 14500.00 | 0.00 | 0.00 |
| | | RAW | 14831.45 | 14831.45 | 13866.35 | 0.00 | 6.96 |
| | | KAR | 19200.00 | 19200.00 | 15500.00 | 0.00 | 23.87 |
| | | PSH | 18000.00 | 18000.00 | 17000.00 | 0.00 | 5.88 |
| | | QTA | 17200.00 | 17200.00 | 17200.00 | 0.00 | 0.00 |
| 107. Radio & Television | | | | | | | |
| 4731301. LED, (Sony), 32" | 10 No. | LAH | 312000.00 | 312000.00 | 312000.00 | 0.00 | 0.00 |
| | | RAW | 294331.82 | 294331.82 | 267666.25 | 0.00 | 9.96 |
| | | KAR | 335000.00 | 335000.00 | 335000.00 | 0.00 | 0.00 |
| 4731302. LED (Orient), 32" | 10 No. | LAH | 199750.00 | 199750.00 | 199750.00 | 0.00 | 0.00 |
| | | RAW | 223320.83 | 223320.83 | 197655.97 | 0.00 | 12.98 |
| | | KAR | 215000.00 | 215000.00 | 215000.00 | 0.00 | 0.00 |
| 4731303. LED (Samsung), 32" | 10 No. | LAH | 288000.00 | 288000.00 | 288000.00 | 0.00 | 0.00 |
| | | RAW | 242331.50 | 242331.50 | 217666.16 | 0.00 | 11.33 |
| | | KAR | 285000.00 | 285000.00 | 285000.00 | 0.00 | 0.00 |
| 108. Motor Vehicles | | | | | | | |
| 4911301. Suzuki Mehran, 800cc, VX, Ex-Factory | Each | KAR | 850000.00 | 850000.00 | 739000.00 | 0.00 | 15.02 |
| 4911302. Suzuki Cultus, 1000cc, VXR M, Petrol, Ex-Factory | Each | KAR | 1745000.00 | 1745000.00 | 1300000.00 | 0.00 | 34.23 |
| 4911303. Suzuki Ravi, 800cc, Pickup, Ex-Factory | Each | KAR | 941000.00 | 941000.00 | 756000.00 | 0.00 | 24.47 |
| 4911304. Car Toyota, 1300 cc, XLI, Ex-Factory | Each | KAR | 2499000.00 | 2499000.00 | 1944000.00 | 0.00 | 28.55 |
| 4911305. Car Honda Civic, 1800cc, (IVTEC Manual) | Each | LAH | 3499000.00 | 3499000.00 | 2599000.00 | 0.00 | 34.63 |
| 109. Motorcycles | | | | | | | |
| 4991202. Motorcycle CD-70, (Honda), Ex-Factory | 10 No. | KAR | 749000.00 | 735000.00 | 649000.00 | 1.90 | 15.41 |
| 4991203. Motorcycle, CD-70 (United), Ex-Factory | 10 No. | LAH | 490000.00 | 490000.00 | 435000.00 | 0.00 | 12.64 |
| | | MUL | 500000.00 | 480000.00 | 420000.00 | 4.17 | 19.05 |
| | | KAR | 440000.00 | 440000.00 | 460000.00 | 0.00 | -4.35 |
| 110. Bicycles | | | | | | | |
| 4992103. Bicycle, (Sohrab), Super | 10 No. | LAH | 75000.00 | 75000.00 | 75000.00 | 0.00 | 0.00 |
| | | KAR | 75000.00 | 75000.00 | 68660.24 | 0.00 | 9.23 |
| 4992104. Bicycle, (Sohrab), VIP Student | 10 No. | LAH | 80000.00 | 80000.00 | 74000.00 | 0.00 | 8.11 |
| | | KAR | 70000.00 | 70000.00 | 58659.15 | 0.00 | 19.33 |

7.9.1 Urban Inter-City Consumer Prices of Construction and Energy Items September, 2019

| Names of Urban Centers | Bricks (New first class) (1000) | Cement Blocks (6"x8"x12") (100) | Bajri (rata) (per truck) (100 CFT) | Sand (Black Pit) (per truck) (100 CFT) | Cement (local) (50kg bag) | Iron bars (1/2" 40 grade) (M.S. bars) (per tonne) | Synthetic Enamel (ICI Balti) (3.64 ltr) | Painter (per day) | Mason (raj) (per day) | Labour (unskilled) (per day) | Plumber per day) | Electrician per point) | Petrol uper (per ltr) | High Speed Diesel (per ltr) |
|------------------------|---------------------------------|---------------------------------|------------------------------------|--|---------------------------|---|---|-------------------|-----------------------|------------------------------|------------------|------------------------|-----------------------|-----------------------------|
| Rawalpindi | 12226.76 | 4179.17 | 6590.26 | 5025.67 | 540.00 | 113997.08 | 2929.90 | 1358.64 | 1439.17 | 945.36 | 1452.48 | 214.61 | 113.24 | 127.14 |
| Islamabad | 12704.26 | 4173.87 | 6754.16 | 5098.85 | 543.31 | 113997.08 | 2933.24 | 1406.27 | 1440.83 | 965.49 | 1440.83 | 221.60 | 113.24 | 127.14 |
| Attock | 10322.80 | 2733.23 | 6132.60 | 2064.56 | 523.31 | 110166.41 | 2933.24 | 1200.00 | 1200.00 | 732.95 | 1200.00 | 193.10 | 113.24 | 127.14 |
| Lahore | 11000.00 | - | 7456.39 | 3160.80 | 530.00 | 116332.38 | 2970.00 | 1232.45 | 1232.45 | 832.03 | 1132.37 | 170.36 | 113.24 | 127.14 |
| Sahiwal | 7000.00 | - | 5865.91 | 2932.96 | 473.31 | 117498.94 | 3265.00 | 832.03 | 1100.00 | 600.00 | 1000.00 | 132.83 | 113.24 | 127.14 |
| Gujranwala | 12000.00 | - | 6633.17 | 3433.01 | 520.00 | 116000.00 | 2750.00 | 1000.00 | 1465.90 | 765.17 | 832.03 | 140.00 | 113.24 | 127.14 |
| Sialkot | 10500.00 | - | 7700.00 | 2700.00 | 510.00 | 117000.00 | 2080.00 | 1100.00 | 1432.57 | 932.17 | 1200.00 | 160.00 | 113.24 | 127.14 |
| Faisalabad | 8500.00 | - | 5933.15 | 2500.00 | 505.00 | 117983.05 | 2810.00 | 861.77 | 1231.23 | 861.77 | 800.00 | 126.33 | 113.24 | 127.14 |
| Jhang | 7500.00 | 6000.00 | 4200.00 | 2000.00 | 520.00 | 113000.00 | 2700.00 | 1200.00 | 1200.00 | 700.00 | 1200.00 | 170.00 | 113.24 | 127.14 |
| Multan | 7500.00 | - | 5114.98 | 2232.84 | 469.98 | 119832.75 | 3265.00 | 965.49 | 1100.00 | 600.00 | 1100.00 | 100.00 | 113.24 | 127.14 |
| D. G. Khan | 7000.00 | - | 2500.00 | 2000.00 | 500.00 | 113000.00 | 3415.00 | 1032.28 | 1032.28 | 600.00 | 1032.28 | 86.53 | 113.24 | 127.14 |
| Vehari | 6000.00 | - | 5500.00 | 2000.00 | 473.31 | 118662.94 | 3265.00 | 965.49 | 800.00 | 566.19 | 1000.00 | 100.00 | 113.24 | 127.14 |
| Sargodha | 8000.00 | - | 5200.00 | 2000.00 | 500.00 | 115000.00 | 3265.00 | 1032.28 | 1265.77 | 782.97 | 1500.00 | 150.00 | 113.24 | 127.14 |
| Mianwali | 6800.00 | - | 4000.00 | 3000.00 | 500.00 | 117000.00 | 2500.00 | 1200.00 | 1200.00 | 600.00 | 1200.00 | 150.00 | 113.24 | 127.14 |
| Bahawalpur | 6162.24 | - | 5661.86 | 3433.01 | 480.00 | 116456.90 | 3265.00 | 1000.00 | 1032.28 | 600.00 | 1000.00 | 120.00 | 113.24 | 127.14 |
| Bahawalnagar | 6000.00 | - | 8500.00 | 3000.00 | 480.00 | 122332.43 | 2778.00 | 933.03 | 1000.00 | 600.00 | 800.00 | 100.00 | 113.24 | 127.14 |
| R. Y. Khan | 6500.00 | 3500.00 | 6500.00 | 2000.00 | 480.00 | 113000.00 | 2726.00 | 900.00 | 1000.00 | 500.00 | 900.00 | 100.00 | 113.24 | 127.14 |
| Karachi | 15000.00 | 3590.54 | 5540.17 | 5012.68 | 701.81 | 111057.62 | 2800.00 | 1290.12 | 1500.00 | 981.03 | 1435.57 | 202.15 | 113.24 | 127.14 |
| Hyderabad | 6500.00 | - | 4000.00 | 1600.00 | 690.00 | 111000.00 | 3265.00 | 1263.27 | 1247.15 | 800.00 | 1263.27 | 200.00 | 113.24 | 127.14 |
| Nawabshah | 6000.00 | 3833.05 | 2632.91 | 1966.10 | 643.32 | 101000.00 | 2250.00 | 466.08 | 1000.00 | 516.14 | 816.33 | 200.00 | 113.24 | 127.14 |
| Mirpukhas | 5500.00 | - | 6000.00 | - | 600.00 | 108000.00 | 2200.00 | 800.00 | 800.00 | 500.00 | 800.00 | 100.00 | 113.24 | 127.14 |
| Sukkur | 7000.00 | - | 4000.00 | 2000.00 | 610.00 | 112000.00 | 1750.00 | 1000.00 | 1000.00 | 500.00 | 1000.00 | 80.13 | 113.24 | 127.14 |
| Larkana | 7000.00 | - | 3859.68 | 1600.00 | 664.99 | 110997.00 | 2400.00 | 711.38 | 1062.66 | 466.08 | 1062.66 | 129.27 | 113.24 | 127.14 |
| Dadu | 5000.00 | - | 2400.00 | 2000.00 | 680.00 | 108000.00 | 2100.00 | 600.00 | 1200.00 | 600.00 | 800.00 | 100.00 | 113.24 | 127.14 |
| Peshawar | 10054.36 | 3000.00 | 3932.19 | 2819.20 | 539.94 | 109800.00 | 2913.27 | 1200.00 | 1200.00 | 631.64 | 1200.00 | 100.00 | 113.24 | 127.14 |
| Abbottabad | 13493.82 | 3500.00 | 4326.75 | 4261.67 | 576.65 | 116326.67 | 2900.00 | 1200.00 | 1292.66 | 832.03 | 1500.00 | 250.00 | 113.24 | 127.14 |
| Bannu | 7500.00 | 2500.00 | 1800.00 | 1466.48 | 520.00 | 115000.00 | 2450.00 | 1000.00 | 1400.00 | 600.00 | 900.00 | 100.00 | 113.24 | 127.14 |
| D. I. Khan | 6466.49 | 2532.90 | 2698.76 | 1381.91 | 496.66 | 109332.32 | 2131.20 | 1000.00 | 1065.60 | 564.62 | 1000.00 | 70.00 | 113.24 | 127.14 |
| Mingora | 11000.00 | 3400.00 | 2700.00 | 3198.96 | 520.00 | 116000.00 | 2800.00 | 1200.00 | 1300.00 | 700.00 | 1200.00 | 265.66 | 113.24 | 127.14 |
| Quetta | 6746.91 | - | 4745.61 | 3744.44 | 590.00 | 112000.00 | 2346.54 | 1297.43 | 1497.77 | 996.66 | 1096.96 | 199.83 | 113.24 | 127.14 |
| Turbat | - | 2900.00 | 4000.00 | 3500.00 | 650.00 | 120000.00 | 2900.00 | 1200.00 | 1700.00 | 765.17 | 1165.70 | 186.43 | 113.24 | 127.14 |
| Gawadar | - | 2800.00 | 4000.00 | 3000.00 | 630.00 | 113965.31 | 2833.23 | 1100.00 | 1665.99 | 800.00 | 1200.00 | 140.00 | 113.24 | 127.14 |
| Loralai | 10000.00 | 2532.90 | 1749.52 | 3131.89 | 556.59 | 110000.00 | 2200.00 | 1000.00 | 1465.90 | 700.00 | 1265.77 | 200.00 | 113.24 | 127.14 |
| Khuzdar | - | 2500.00 | 5500.00 | - | 650.00 | 102000.00 | 1900.00 | 1200.00 | 1200.00 | 700.00 | 1329.88 | 110.00 | 113.24 | 127.14 |
| D. M. Jamali | 6162.24 | - | 3000.00 | 2632.91 | 623.32 | 112000.00 | 1600.00 | - | 965.49 | 531.33 | 965.49 | 143.26 | 113.24 | 127.14 |

7.9.2 Rural Inter-City Consumer Prices of Construction and Energy Items September, 2019

| Names of Rural Centers | Bricks (New first class) (1000) | Bajri (rata) (per truck) (100 CFT) | Sand (Black Pit) (per truck) (100 CFT) | Cement (local) (50kg bag) | Painter (per day) | Mason (raj) (per day) | Labour (unskilled) (per day) | Plumber (per day) | Electrician (per point) | Carpenter (per day) | Petrol Super (per ltr) | High Speed Diesel (per ltr) |
|------------------------|---------------------------------|------------------------------------|--|---------------------------|-------------------|-----------------------|------------------------------|-------------------|-------------------------|---------------------|------------------------|-----------------------------|
| Bahawalpur | - | 6000.00 | - | 487.49 | 800.00 | 1048.81 | 600.00 | 800.00 | 120.00 | 800.00 | 113.24 | 127.14 |
| D. G. Khan | 6500.00 | 3600.00 | 2500.00 | 490.00 | 948.68 | 1000.00 | 547.72 | 1000.00 | 70.00 | 1000.00 | 113.24 | 127.14 |
| Faisalabad | 8200.00 | 5800.00 | 2500.00 | 490.00 | 600.00 | 1249.00 | 700.00 | 600.00 | 104.88 | 648.07 | 113.24 | 127.14 |
| Gujranwala | 8500.00 | 6500.00 | 3249.62 | 550.00 | 700.00 | 1200.00 | 700.00 | 700.00 | 120.00 | 700.00 | 113.24 | 127.14 |
| Sahiwal | 7000.00 | 4898.98 | 2200.00 | 474.97 | 948.68 | 1148.91 | 574.46 | - | - | 948.68 | 113.24 | 127.14 |
| Multan | 6200.00 | 5500.00 | - | 465.00 | 874.64 | 874.64 | 500.00 | 900.00 | - | 900.00 | 113.24 | 127.14 |
| Rawalpindi | 7848.57 | 5744.56 | 3549.65 | 514.98 | 1095.45 | 1200.00 | 748.33 | 1148.91 | 194.94 | 1200.00 | 113.24 | 127.14 |
| Khushab | 6800.00 | 4000.00 | 1649.24 | 520.00 | 1200.00 | 1200.00 | 600.00 | 1200.00 | 110.00 | 1000.00 | 113.24 | 127.14 |
| Hyderabad (Matia) | 6000.00 | 3000.00 | 1000.00 | 690.00 | 600.00 | 800.00 | 500.00 | 800.00 | 150.00 | 800.00 | 113.24 | 127.14 |
| Karachi (Malir) | - | 3000.00 | 4000.00 | 670.00 | 748.33 | 1449.14 | 948.68 | 900.00 | 173.21 | 848.53 | 113.24 | 127.14 |
| Shahdad Kot | - | 3794.73 | 1549.19 | 670.00 | 774.60 | 1095.45 | 500.00 | 1095.45 | 134.16 | 1000.00 | 113.24 | 127.14 |
| Mirpur Khas | 5200.00 | 5400.00 | - | 620.00 | 500.00 | 748.33 | 447.21 | - | 64.81 | - | 113.24 | 127.14 |
| Khairpur | 7000.00 | 2200.00 | - | 610.00 | 1000.00 | 1000.00 | 500.00 | 1000.00 | 90.00 | 1000.00 | 113.24 | 127.14 |
| Shaheed Benazir | 7000.00 | 2649.53 | 1949.36 | 644.98 | 424.26 | 748.33 | 474.34 | 748.33 | 300.00 | 648.07 | 113.24 | 127.14 |
| Bannu | 7245.69 | 1850.00 | 1349.07 | 500.00 | 948.68 | 1400.00 | 600.00 | 1095.45 | 80.00 | 1148.91 | 113.24 | 127.14 |
| D. I. Khan | 6099.18 | 2749.55 | 1474.79 | 497.49 | 1000.00 | 1048.81 | 524.40 | 1000.00 | 70.00 | 1000.00 | 113.24 | 127.14 |
| Mansehra | 14000.00 | 5000.00 | 4500.00 | 562.49 | 800.00 | 1200.00 | 800.00 | 1000.00 | 150.00 | 1000.00 | 113.24 | 127.14 |
| Kohat | 10000.00 | 2400.00 | 1600.00 | 525.00 | - | 1200.00 | 600.00 | 1048.81 | 80.00 | 800.00 | 113.24 | 127.14 |
| Lower Dir | 11747.34 | 2300.00 | 3400.00 | 500.00 | 1300.00 | 1396.42 | 748.33 | 1341.64 | 250.00 | 1349.07 | 113.24 | 127.14 |
| Mardan | 9246.62 | 3649.66 | 2049.39 | 510.00 | 1200.00 | 1200.00 | 600.00 | 800.00 | 80.00 | 800.00 | 113.24 | 127.14 |
| Nowshera | 8899.44 | 4400.00 | 2400.00 | 500.00 | 1200.00 | 1200.00 | 800.00 | 1048.81 | 100.00 | 1200.00 | 113.24 | 127.14 |
| Khuzdar | - | 3098.39 | - | 654.98 | - | 1148.91 | 600.00 | - | 104.88 | 1400.00 | 113.24 | 127.14 |
| Gawadar | - | 4500.00 | - | 660.00 | 1200.00 | 1649.24 | 800.00 | 1200.00 | 150.00 | 1200.00 | 113.24 | 127.14 |
| Nasirabad/Tamb | - | 3200.00 | 2800.00 | 630.00 | 900.00 | 894.43 | 400.00 | - | 150.00 | - | 113.24 | 127.14 |
| Quetta | 6745.37 | 3741.66 | 3098.39 | 590.00 | 1496.66 | 1496.66 | 994.99 | 1095.45 | 199.75 | 1195.83 | 113.24 | 127.14 |
| Sibbi | - | - | - | - | 1496.66 | 1496.66 | 547.72 | 1095.45 | 199.75 | 1195.83 | 113.24 | 127.14 |
| Loralai | - | - | - | 564.98 | 1000.00 | 1474.79 | 700.00 | 1100.00 | 150.00 | 1200.00 | 113.24 | 127.14 |

7.10 Intercity Consumer Prices September, 2019

| Description | Unit | Rawal-pindi | Islamabad | Attock | Lahore | Sahiwal | Gujranwala | Sialkot |
|---|---------|-------------|-----------|---------|---------|---------|------------|---------|
| Wheat | 10 kg | 378.33 | 378.33 | 366.62 | 353.30 | 391.62 | 375.00 | 350.00 |
| Wheat Flour (Fine/Superior Quality) | 1 kg | 57.45 | 59.07 | 48.00 | 54.66 | 45.00 | 44.00 | 50.00 |
| Wheat Flour (Average Quality) | 1 kg | 43.60 | 44.04 | 40.60 | 45.00 | 40.40 | 42.00 | 40.00 |
| Wheat Flour Bag | 20 kg | 879.13 | 880.86 | 811.98 | 810.00 | 808.00 | 820.00 | 810.00 |
| Suji | 1 kg | 61.85 | 63.18 | 53.98 | 60.00 | 55.00 | 51.61 | 60.00 |
| Vermicelli (Packet) | 1 kg | 112.46 | 113.98 | 93.30 | 130.00 | 80.00 | 90.00 | 90.00 |
| Besan | 1 kg | 139.17 | 142.37 | 126.64 | 132.12 | 123.24 | 120.00 | 120.00 |
| Rice Basmati (Superior Quality) | 1 kg | 180.06 | 185.63 | 166.60 | 149.44 | 153.26 | 128.31 | 110.00 |
| Rice Basmati 385/386 | 1 kg | 143.23 | 149.00 | 96.55 | 102.76 | 76.63 | 83.20 | 70.00 |
| Rice Basmati Broken (Average Quality) | 1 kg | 92.86 | 101.52 | 91.64 | 73.02 | 86.53 | 76.63 | 70.00 |
| Rice IRRI-6/9 (Sindh/Punjab) | 1 kg | 74.01 | 72.11 | 71.63 | 52.66 | 55.00 | 60.00 | 46.61 |
| Bread plain (Medium Size) | Each | 50.00 | 50.00 | 50.00 | 55.00 | 50.00 | 45.00 | 40.00 |
| Rusk (Papay) (Average Quality) | 1 kg | 309.39 | 318.64 | 200.00 | 250.00 | 236.62 | 180.00 | 180.00 |
| Biscuit Bakery (Loose, Average Quality) | 250 gm | 140.96 | 150.18 | 91.64 | 102.33 | 119.72 | 110.00 | 100.00 |
| Samosa (Vegetable, Average Quality) | Each | 17.15 | 18.91 | 15.00 | 22.00 | 15.00 | 15.00 | 15.00 |
| Nimko (Loose, Average Quality) | 250 gm | 84.31 | 93.94 | 73.29 | 76.63 | 90.00 | 70.00 | 50.00 |
| Beef with Bone (Average Quality) | 1 kg | 486.58 | 494.92 | 359.73 | 430.26 | 370.00 | 416.02 | 450.00 |
| Mutton (Average Quality) | 1 kg | 997.31 | 1012.27 | 966.38 | 925.86 | 750.00 | 900.00 | 900.00 |
| Chicken Farm Broiler (Live) | 1 kg | 197.24 | 205.25 | 205.00 | 175.00 | 170.00 | 174.00 | 182.00 |
| Fish Rahu (Medium Size) | 1 kg | 311.19 | 356.69 | 246.62 | 361.71 | 286.51 | 308.11 | 300.00 |
| Milk fresh (Un-boiled) | 1 Litre | 107.44 | 108.19 | 89.63 | 79.03 | 70.00 | 90.00 | 80.00 |
| Milk Tetra Pack 1 Litre (MILK PAK/HALEEB/OLPERS) | Each | 135.00 | 135.00 | 135.00 | 135.00 | 135.00 | 130.00 | 120.00 |
| Curd | 1 kg | 117.19 | 121.54 | 105.91 | 97.11 | 81.63 | 100.00 | 90.00 |
| LACTOGEN 400 gm Packet | Each | 550.00 | 550.00 | 550.00 | 550.00 | 530.00 | 460.00 | 520.00 |
| Powdered Milk NIDO 390 gm Polybag | Each | 440.00 | 440.00 | 440.00 | 410.00 | 442.66 | 440.00 | 420.00 |
| Eggs Farm | Dozen | 94.52 | 98.64 | 100.00 | 93.00 | 94.33 | 95.00 | 100.00 |
| Butter Local Packed 50 gm | Each | 40.00 | 40.00 | 40.00 | 50.00 | 40.00 | 35.00 | 25.00 |
| Mustard Oil (Average Quality) | 1 kg | 251.23 | 254.92 | 243.29 | 194.23 | 178.32 | 190.00 | 170.00 |
| Cooking Oil DALDA or Other Similar Brand (SN), 5 Litre Tin | Each | 1145.00 | 1145.00 | 1145.00 | 1145.00 | 1145.00 | 1160.00 | 1080.00 |
| Vegetable Ghee DALDA/HABIB 2.5 kg Tin | Each | 545.00 | 545.00 | 545.00 | 540.00 | 545.00 | 565.00 | 545.00 |
| Vegetable Ghee DALDA/HABIB or Other superior Quality 1 kg Pouch | Each | 211.98 | 212.07 | 212.50 | 220.00 | 213.32 | 212.00 | 220.00 |
| Almonds (Badam) Kaghazi with Shell (Average Quality) | 1 kg | 980.91 | 1005.36 | 782.97 | 910.57 | 732.95 | 600.00 | 600.00 |
| Groundnuts (Moong Phali) with shell | 1 kg | 241.87 | 276.54 | 206.46 | 304.44 | 215.44 | 266.50 | 300.00 |
| Kinnu (Average Quality) | 1 Dozen | 0.00 | 0.00 | 0.00 | 0.00 | 0.00 | 0.00 | 0.00 |
| Apple (Average Quality) | 1 kg | 141.65 | 158.58 | 126.58 | 149.04 | 112.92 | 180.00 | 100.00 |
| Peach (Average Quality) | 1 kg | 0.00 | 0.00 | 0.00 | 0.00 | 0.00 | 0.00 | 0.00 |
| Grapes (Angoor) (Average Quality) | 1 kg | 214.94 | 235.08 | 246.49 | 203.75 | 186.43 | 150.00 | 170.00 |
| Bananas (Kela) Local | 1 Dozen | 84.73 | 106.11 | 80.00 | 64.57 | 53.13 | 63.16 | 60.00 |
| Mango Kalmi (Average Quality) | 1 kg | 0.00 | 0.00 | 0.00 | 0.00 | 0.00 | 0.00 | 0.00 |
| Guava (Amrood) (Average Quality) | 1 kg | 128.47 | 126.27 | 112.92 | 77.01 | 53.13 | 66.49 | 50.00 |
| Watermelon (Turbooz) | 1 kg | 0.00 | 0.00 | 0.00 | 0.00 | 0.00 | 0.00 | 0.00 |
| Muskmelon (Kharbuza) | 1 kg | 0.00 | 0.00 | 0.00 | 0.00 | 0.00 | 0.00 | 0.00 |
| Pulse Masoor (Washed) | 1 kg | 123.74 | 131.30 | 111.64 | 133.06 | 113.24 | 150.00 | 150.00 |
| Pulse Moong (Washed) | 1 kg | 179.10 | 188.72 | 173.32 | 165.17 | 176.65 | 160.00 | 165.00 |
| Pulse Mash (Washed) | 1 kg | 192.95 | 204.55 | 173.32 | 175.17 | 176.65 | 180.00 | 190.00 |
| Pulse Gram | 1 kg | 141.81 | 156.59 | 123.31 | 121.41 | 114.93 | 121.64 | 115.00 |
| Gram Whole Black (Average Quality) | 1 kg | 136.54 | 141.25 | 131.65 | 120.86 | 111.64 | 110.00 | 100.00 |
| Gram Whole Yellow (Average Quality) | 1 kg | 150.51 | 163.89 | 136.58 | 174.68 | 133.25 | 150.00 | 140.00 |
| Beans Red/White (Lobia) | 1 kg | 179.89 | 185.59 | 181.65 | 160.47 | 123.24 | 150.00 | 190.00 |
| Potatoes | 1 kg | 44.31 | 52.15 | 45.79 | 37.30 | 60.00 | 60.73 | 48.20 |
| Chips (Loose) | 250 gm | 93.88 | 95.71 | 71.63 | 76.63 | 90.00 | 65.00 | 63.16 |
| Onions | 1 kg | 87.68 | 98.03 | 75.00 | 75.07 | 80.00 | 76.52 | 80.00 |
| Tomatoes | 1 kg | 65.05 | 70.54 | 40.00 | 54.06 | 80.00 | 73.19 | 70.00 |
| Turnip (Shalgham) | 1 kg | 0.00 | 0.00 | 0.00 | 0.00 | 0.00 | 0.00 | 0.00 |
| Radish (Mooli) | 1 kg | 58.20 | 75.34 | 0.00 | 0.00 | 50.00 | 66.49 | 60.00 |
| Cauliflower (Phool Gobhi) | 1 kg | 0.00 | 0.00 | 0.00 | 0.00 | 0.00 | 0.00 | 0.00 |
| Bottlegourd (Loki) | 1 kg | 81.03 | 92.48 | 60.00 | 77.32 | 80.00 | 70.00 | 80.00 |
| Lady Finger (Bhindi) | 1 kg | 77.20 | 83.63 | 60.00 | 84.14 | 60.00 | 80.00 | 100.00 |
| Peas (Matar) | 1 kg | 0.00 | 0.00 | 0.00 | 0.00 | 0.00 | 0.00 | 0.00 |
| Spinach (Paalak) | 1 kg | 33.02 | 40.00 | 24.66 | 0.00 | 43.09 | 60.00 | 50.00 |
| Tinda | 1 kg | 87.68 | 97.93 | 40.00 | 114.66 | 112.92 | 200.00 | 180.00 |
| Turai | 1 kg | 83.22 | 97.03 | 40.00 | 70.17 | 112.92 | 80.00 | 70.00 |
| Karela | 1 kg | 94.25 | 100.95 | 71.63 | 94.63 | 100.00 | 120.00 | 150.00 |

Contd.

7.10 Intercity Consumer Prices September, 2019

| Description | Unit | Rawal-pindi | Islamabad | Attock | Lahore | Sahiwal | Gujranwala | Sialkot |
|---|----------|-------------|-----------|---------|---------|---------|------------|---------|
| Chilies (Green) | 250 gm | 26.13 | 33.10 | 20.00 | 32.94 | 21.54 | 30.00 | 30.00 |
| Carrot (Gajar) | 1 kg | 0.00 | 0.00 | 0.00 | 0.00 | 0.00 | 0.00 | 0.00 |
| Cucumber (Kheera) | 1 kg | 64.30 | 75.54 | 66.63 | 63.16 | 80.00 | 63.16 | 80.00 |
| Lemon | 250 gm | 52.99 | 65.46 | 50.00 | 34.04 | 40.00 | 43.09 | 90.00 |
| Garlic (Lehsun) | 1 kg | 292.98 | 317.88 | 273.29 | 267.33 | 300.00 | 240.00 | 280.00 |
| Sugar Refined | 1 kg | 77.52 | 80.30 | 75.00 | 75.43 | 74.67 | 76.33 | 75.00 |
| Gur (Average Quality) | 1 kg | 108.49 | 118.27 | 98.30 | 116.49 | 106.56 | 113.24 | 120.00 |
| Honey MARHABA Bottle 500 gm | Each | 400.00 | 400.00 | 400.00 | 400.00 | 400.00 | 400.00 | 375.00 |
| Sweetmeat (Mixed Mithai) | 1 kg | 485.62 | 479.44 | 376.10 | 500.00 | 435.86 | 393.22 | 300.00 |
| Ice Cream Walls Cup (Large Size) | Each | 50.00 | 50.00 | 50.00 | 50.00 | 50.00 | 45.00 | 60.00 |
| Cumin seed (Zeera) White NATIONAL 50 gm Packet | Each | 75.00 | 75.00 | 75.00 | 75.00 | 70.00 | 70.00 | 70.00 |
| Pepper Black NATIONAL 50 gm Packet | Each | 110.00 | 110.00 | 110.00 | 110.00 | 110.00 | 110.00 | 110.00 |
| Coriander Seed Powder NATIONAL 200 gm Packet | Each | 130.00 | 130.00 | 130.00 | 130.00 | 130.00 | 130.00 | 130.00 |
| Cardamom Large (Loose) (Average Quality) | 50 gm | 144.60 | 136.52 | 136.65 | 116.01 | 126.64 | 96.55 | 180.00 |
| Cardamom Small (Average Quality) | 50 gm | 300.46 | 304.71 | 286.63 | 173.27 | 229.89 | 210.00 | 150.00 |
| Salt Powdered (NATIONAL/SHAN) 800 gm Packet | Each | 30.00 | 30.00 | 30.00 | 30.00 | 30.00 | 30.00 | 30.00 |
| Chilies Powder NATIONAL 200 gm Packet | Each | 150.00 | 150.00 | 150.00 | 155.00 | 150.00 | 150.00 | 130.00 |
| Turmeric Powder NATIONAL 50 gm Packet | Each | 40.00 | 40.00 | 40.00 | 40.00 | 40.00 | 35.00 | 41.00 |
| Tomato Ketchup MITCHELLS/NATIONAL 1 kg Polybag | Each | 225.00 | 223.28 | 225.00 | 220.00 | 255.00 | 200.00 | 220.00 |
| Pickle MITCHELLS/NATIONAL Bottle (340 gm-400 gm) | Each | 140.00 | 143.26 | 140.00 | 130.00 | 130.00 | 120.00 | 125.00 |
| Ginger (Adrak) | 500 gm | 184.47 | 191.29 | 186.61 | 158.44 | 150.00 | 180.00 | 160.00 |
| Custard Powder RAFHAN 300 gm Packet | Each | 85.00 | 85.00 | 85.00 | 85.00 | 85.00 | 85.00 | 80.00 |
| Tea Lipton Yellow Label 190 gm Packet | Each | 230.00 | 230.00 | 210.00 | 230.00 | 210.00 | 210.00 | 230.00 |
| Cold Drink (PEPSI/COCA-COLA) 1.5 Liter Bottle | Each | 100.00 | 100.00 | 100.00 | 95.00 | 90.00 | 100.00 | 90.00 |
| Fruit Juice Small Packet 250 ml | Each | 20.00 | 20.37 | 25.00 | 20.00 | 20.00 | 20.00 | 15.00 |
| Mineral Water NESTLE 1.5 Liter | Each | 57.94 | 57.44 | 56.62 | 55.00 | 60.00 | 55.00 | 50.00 |
| JAM-E-SHIREEN Standard Size (800 ml) | 1 Bottle | 220.00 | 220.00 | 220.00 | 220.00 | 210.00 | 210.00 | 200.00 |
| Cigarettes Capstan 20'S Packet | Each | 80.00 | 80.00 | 80.00 | 80.00 | 70.00 | 80.00 | 80.00 |
| Cigarettes Gold Leaf 20'S Packet | Each | 170.00 | 170.00 | 170.00 | 170.00 | 170.00 | 170.00 | 170.00 |
| Pan Prepared (Sweet with Beetle Nuts) | Each | 38.49 | 40.00 | 30.00 | 25.00 | 20.00 | 30.00 | 30.00 |
| Long Cloth 57" Gul Ahmed/AI Karam | 1 Metre | 259.19 | 264.92 | 253.29 | 293.30 | 406.56 | 180.00 | 200.00 |
| Shirting (Average Quality) | 1 Metre | 246.60 | 249.80 | 246.62 | 163.27 | 356.64 | 200.00 | 220.00 |
| Pant Cloth Wash & Wear (Average Quality) | 1 Metre | 593.43 | 563.79 | 553.31 | 379.59 | 699.86 | 343.30 | 350.00 |
| Lawn Printed Gul Ahmed/AI Karam | 1 Metre | 290.28 | 303.10 | 276.38 | 333.13 | 454.56 | 243.29 | 270.00 |
| Georgette (Average Quality) | 1 Metre | 184.84 | 186.61 | 171.65 | 144.65 | 200.00 | 180.00 | 170.00 |
| Linen, Ladies (Average Quality) | 1 Metre | 201.34 | 200.45 | 173.27 | 173.30 | 281.60 | 123.24 | 170.00 |
| Heavy Weight Suiting LAWRANCE PUR (Average Quality) | 1 Metre | 2559.53 | 2543.96 | 2532.90 | 1571.09 | 1433.14 | 1032.28 | 2100.00 |
| Full Pant Boy Length 24"/26" | Each | 612.55 | 648.87 | 608.22 | 378.78 | 860.34 | 741.57 | 470.00 |
| Shirt Boy Length 24"/26" | Each | 470.02 | 457.32 | 486.58 | 416.02 | 786.61 | 483.19 | 380.00 |
| School Uniform Boys (Pant & Shirt) 24"/26" | Suit | 714.79 | 711.63 | 566.19 | 721.00 | 874.64 | 1000.00 | 700.00 |
| School Uniform Girls (Kameez & Shalwar) 24"/26" | Suit | 678.16 | 683.49 | 559.82 | 600.41 | 674.54 | 983.05 | 700.00 |
| Awami Suit Gents Wash & Wear (Average Quality) | Suit | 2323.17 | 2259.39 | 2266.17 | 1337.22 | 1964.46 | 1232.45 | 1500.00 |
| Women Shalwar Kameez (Average Quality) | Suit | 2362.98 | 2640.82 | 2132.82 | 3044.37 | 2682.00 | 2295.77 | 2100.00 |
| Pullover Gents Oxford/Bonanza | Each | 3686.15 | 3649.66 | 3666.36 | 3290.00 | 3812.15 | 3000.00 | 4000.00 |
| Pullover Ladies Oxford/Bonanza | Each | 3686.15 | 3649.66 | 3666.36 | 3470.00 | 3345.36 | 2932.96 | 4000.00 |
| Pullover Gents (Average Quality) | Each | 1395.55 | 1243.33 | 1283.11 | 966.38 | 1265.77 | 550.00 | 800.00 |
| Tailoring Charges Shirt (Men) | Each | 622.34 | 734.75 | 516.14 | 663.91 | 532.80 | 500.00 | 450.00 |
| Tailoring Charges Pant (Men) | Each | 1132.39 | 1191.11 | 731.86 | 861.65 | 932.17 | 600.00 | 650.00 |
| Tailoring Charges Awami Suit (Male) | Suit | 882.43 | 996.09 | 616.22 | 782.51 | 833.00 | 765.17 | 650.00 |
| Tailoring Charges Simple Suit (Female) | Suit | 769.87 | 900.27 | 566.19 | 682.59 | 631.64 | 531.33 | 550.00 |
| Underwear Medium Size (Average Quality) | Each | 265.32 | 263.87 | 236.62 | 180.65 | 193.28 | 123.24 | 100.00 |
| Vest "Baniyan" for Men Average Quality | Each | 283.56 | 271.14 | 213.12 | 186.55 | 186.43 | 123.24 | 100.00 |
| Brassier (Average Quality) | Each | 327.83 | 329.24 | 293.18 | 186.08 | 228.32 | 163.27 | 200.00 |
| Socks Nylon Local (Average Quality) | Pair | 132.14 | 139.62 | 83.20 | 113.24 | 103.23 | 110.00 | 63.16 |
| Dopatta Georgette (Average Quality) | Each | 433.32 | 437.87 | 416.50 | 316.08 | 407.63 | 283.09 | 450.00 |
| Dopatta Cotton (Average Quality) | Each | 425.60 | 433.11 | 419.76 | 206.84 | 287.21 | 193.28 | 350.00 |
| Chaddar (Wash-n-Wear) (2x2.5 Meter) | Each | 594.49 | 615.51 | 566.19 | 441.95 | 380.38 | 383.15 | 550.00 |
| Washing Charges Pant and Shirt Both | Each | 113.64 | 113.60 | 106.27 | 103.58 | 163.27 | 170.00 | 150.00 |
| Dry Cleaning Charges Pant Coat Both | Suit | 660.04 | 729.26 | 329.70 | 435.31 | 531.33 | 466.08 | 400.00 |
| Washing Charges Shalwar Kameez | Suit | 110.27 | 107.43 | 73.19 | 72.72 | 86.18 | 123.24 | 100.00 |
| Gents Shoes Paul Bata | Pair | 1299.00 | 1299.00 | 1299.00 | 1299.00 | 1299.00 | 1299.00 | 1299.00 |
| Gents Sandal Bata | Pair | 1199.00 | 1199.00 | 1199.00 | 1199.00 | 1199.00 | 1199.00 | 1199.00 |
| Gents Sponge Chappal Bata | Pair | 199.00 | 199.00 | 199.00 | 199.00 | 199.00 | 199.00 | 199.00 |

Contd.

7.10 Intercity Consumer Prices September, 2019

| Description | Unit | Rawal-pindi | Islamabad | Attock | Lahore | Sahiwal | Gujranwala | Sialkot |
|---|-----------|-------------|-----------|-----------|-----------|-----------|------------|-----------|
| Ladies Sandal Bata | Pair | 599.00 | 599.00 | 599.00 | 599.00 | 599.00 | 599.00 | 599.00 |
| Ladies Sponge Chappal Bata | Pair | 179.00 | 179.00 | 179.00 | 179.00 | 179.00 | 179.00 | 179.00 |
| Children Shoes Power Lite Bata | Pair | 1199.00 | 1199.00 | 1199.00 | 1199.00 | 1199.00 | 1199.00 | 1199.00 |
| Gents Shoes Servis | Pair | 999.00 | 999.00 | 999.00 | 999.00 | 999.00 | 999.00 | 999.00 |
| Cheetah 50 Size 3-5 Servis | Pair | 1599.00 | 1599.00 | 1599.00 | 1599.00 | 1599.00 | 1599.00 | 1599.00 |
| Shoe Repair Full Sole | Pair | 153.97 | 166.89 | 123.24 | 107.82 | 291.42 | 120.00 | 80.00 |
| Shoe Polish Charges | Pair | 25.89 | 28.66 | 26.57 | 20.00 | 30.00 | 20.00 | 20.00 |
| House Rent Combined | Quarterly | 12185.00 | 28073.00 | 7794.00 | 12111.00 | 8563.00 | 6619.00 | 8233.00 |
| Synthetic Enamel ICI Balti 3.64 Litre | Each | 2929.90 | 2933.24 | 2933.24 | 2970.00 | 3265.00 | 2750.00 | 2080.00 |
| Cement (Local) 50 kg Bag | Each | 540.00 | 543.31 | 523.31 | 530.00 | 473.31 | 520.00 | 510.00 |
| Bricks New 1st Class | 1000 No. | 12226.76 | 12704.26 | 10322.80 | 11000.00 | 7000.00 | 12000.00 | 10500.00 |
| Cement Blocks (6"x8"x12") | 100 No. | 4179.17 | 4173.87 | 2733.23 | 0.00 | 0.00 | 0.00 | 0.00 |
| Bajri | 100 cu ft | 6590.26 | 6754.16 | 6132.60 | 7456.39 | 5865.91 | 6633.17 | 7700.00 |
| Sand (Black Pit) | 100 cu ft | 5025.67 | 5098.85 | 2064.56 | 3160.80 | 2932.96 | 3433.01 | 2700.00 |
| Iron Bars (M.S. BAR) 1/2 " 40 Grade | 1 Ton | 113997.08 | 113997.08 | 110166.41 | 116332.38 | 117498.94 | 116000.00 | 117000.00 |
| Painter Wage Rate | Per Day | 1358.64 | 1406.27 | 1200.00 | 1232.45 | 832.03 | 1000.00 | 1100.00 |
| Mason Wage Rate | Per Day | 1439.17 | 1440.83 | 1200.00 | 1232.45 | 1100.00 | 1465.90 | 1432.57 |
| Unskilled Labor Wage Rate | Per Day | 945.36 | 965.49 | 732.95 | 832.03 | 600.00 | 765.17 | 932.17 |
| Plumber Wage Rate | Per Day | 1452.48 | 1440.83 | 1200.00 | 1132.37 | 1000.00 | 832.03 | 1200.00 |
| Electrician Charges | Per Point | 214.61 | 221.60 | 193.10 | 170.36 | 132.83 | 140.00 | 160.00 |
| Water Charges Per House | Monthly | 157.60 | 192.00 | 120.00 | 325.00 | 70.00 | 100.00 | 100.00 |
| Charges for Refuse/Waste Collection | Monthly | 0.00 | 0.00 | 159.40 | 150.00 | 106.27 | 150.00 | 200.00 |
| Electricity Charges upto 50 Units | Per Unit | 3.70 | 3.70 | 3.70 | 3.70 | 3.70 | 3.70 | 3.70 |
| Electricity Charges 51-100 Units | Per Unit | 7.39 | 7.39 | 7.39 | 7.39 | 7.39 | 7.39 | 7.39 |
| Electricity Charges 101-300 Units | Per Unit | 9.84 | 9.84 | 9.84 | 9.84 | 9.84 | 9.84 | 9.84 |
| Electricity Charges 301-700 Units | Per Unit | 11.33 | 11.33 | 11.33 | 11.33 | 11.33 | 11.33 | 11.33 |
| Electricity Charges Above 700 Units | Per Unit | 17.76 | 17.76 | 17.76 | 17.76 | 17.76 | 17.76 | 17.76 |
| Electricity Charges Combined | Per Unit | 10.00 | 10.00 | 10.00 | 10.00 | 10.00 | 10.00 | 10.00 |
| Gas Charges upto 3.3719 MMBTU | MMBTU | 141.57 | 141.57 | 141.57 | 141.57 | 141.57 | 141.57 | 141.57 |
| Gas Charges 3.3719 - 6.7438 MMBTU | MMBTU | 162.00 | 162.00 | 162.00 | 162.00 | 162.00 | 162.00 | 162.00 |
| Gas Charges 6.7438 - 10.1157 MMBTU | MMBTU | 351.00 | 351.00 | 351.00 | 351.00 | 351.00 | 351.00 | 351.00 |
| Gas Charges 10.1157 - 13.4876 MMBTU | MMBTU | 555.10 | 555.10 | 555.10 | 555.10 | 555.10 | 555.10 | 555.10 |
| Gas Charges Above 13.4876 MMBTU | MMBTU | 1141.26 | 1141.26 | 1141.26 | 1141.26 | 1141.26 | 1141.26 | 1141.26 |
| Gas Charges Combined | MMBTU | 470.23 | 470.23 | 470.23 | 470.23 | 470.23 | 470.23 | 470.23 |
| LPG 11.67 kg Cylinder | Each | 1313.30 | 1300.00 | 1306.63 | 1167.00 | 1132.37 | 1167.00 | 1236.00 |
| Firewood Whole | 40 kg | 743.96 | 793.57 | 559.82 | 813.98 | 566.19 | 782.97 | 700.00 |
| Chair Sheesham Wood with Arm | Each | 6229.63 | 6062.20 | 5161.40 | 6162.24 | 3659.31 | 3065.24 | 4000.00 |
| Chair Plastic (Chairman) (Average Quality) | Each | 982.88 | 964.54 | 966.38 | 1532.62 | 766.31 | 800.00 | 600.00 |
| Central Table Set with Glass Top | Set | 15386.28 | 15743.78 | 7663.09 | 6686.12 | 17495.24 | 11323.71 | 8000.00 |
| Sofa Set Five Seater | Set | 32988.11 | 34731.77 | 28651.40 | 28651.40 | 26496.85 | 30000.00 | 13658.40 |
| Dining Table wit Glass Top and Six Chairs (Average Quality) | Set | 34371.60 | 35001.63 | 30652.38 | 36744.46 | 54993.94 | 31581.80 | 45000.00 |
| Cot Iron (Charpai) | Each | 3132.11 | 3140.73 | 3065.24 | 3065.24 | 2432.88 | 2500.00 | 2000.00 |
| Steel Almirah | Each | 13863.71 | 13746.16 | 13664.65 | 14325.70 | 12493.33 | 9500.00 | 9000.00 |
| Mattress Foam Single Bed Molty/Diamond (4" Thick) | Each | 7046.02 | 7107.33 | 6932.69 | 6800.00 | 7000.00 | 6600.00 | 4000.00 |
| Tube Light Philips 40 Watt | Each | 200.00 | 199.15 | 200.00 | 130.00 | 176.65 | 150.00 | 100.00 |
| Energy Saver Philips 14 Watt | Each | 175.26 | 175.76 | 173.27 | 170.00 | 160.00 | 170.00 | 155.00 |
| Plain Carpet | 1 sq ft | 35.12 | 34.73 | 35.33 | 37.27 | 35.97 | 40.00 | 45.00 |
| Readymade Quilt (3 kg) | Each | 1469.23 | 1398.94 | 1283.11 | 1463.72 | 1500.00 | 1066.41 | 1000.00 |
| Blanket Single (SN) | Each | 3272.43 | 3665.47 | 1982.34 | 3000.00 | 2432.88 | 1432.57 | 1800.00 |
| Bed Sheet Single (Superior Quality) | Each | 699.05 | 703.44 | 632.89 | 766.31 | 600.00 | 516.14 | 600.00 |
| Bed Sheet Double with two Pillow Covers (Superior Quality) | Set | 1438.34 | 1482.72 | 1483.14 | 1251.38 | 1083.07 | 1132.37 | 1200.00 |
| Towel Medium Size (3' x 2') | Each | 444.13 | 445.57 | 413.22 | 365.93 | 450.00 | 173.27 | 300.00 |
| Ceiling Fan 56" Pak/Younas/Millat | Each | 3944.66 | 3973.28 | 3964.69 | 3800.00 | 3500.00 | 3000.00 | 2500.00 |
| Refrigerator Dawlance/Pel 10 Cubic feet Double Door | Each | 38472.86 | 38499.67 | 38900.00 | 40500.00 | 38900.00 | 32000.00 | 36200.00 |
| Split Air Conditioner Orient/LG/Dawlance 1.5 Ton | Each | 54597.80 | 54748.28 | 54664.63 | 55000.00 | 61000.00 | 48000.00 | 46000.00 |
| Air Cooler Super Asia ECM-4000/JC-1000 | Each | 14824.77 | 15144.74 | 14325.70 | 19000.00 | 16500.00 | 18000.00 | 13000.00 |
| Washing Machine with Spinner (Super Asia or Similar Brand) (SN) | Each | 17365.25 | 17373.64 | 20000.00 | 18355.74 | 16500.00 | 18500.00 | 15600.00 |
| Sewing Machine (SN) Without Cover | Each | 9200.00 | 9200.00 | 9200.00 | 8800.00 | 9500.00 | 8500.00 | 6095.00 |
| Geyser Super Asia Large Size 30 Gallons (Gas) | Each | 20439.18 | 20491.56 | 19831.92 | 17000.00 | 19000.00 | 18000.00 | 13750.00 |
| Electric Iron Dry (National/West Point) | Each | 3274.55 | 3222.10 | 3032.97 | 2000.00 | 3000.00 | 2200.00 | 1200.00 |
| Frying Pan Non-stick Medium Size Sonex | Each | 1189.23 | 1263.60 | 816.33 | 656.33 | 666.26 | 550.00 | 440.00 |
| Water Set (OMROC) 6 Glasses + jug | Set | 545.90 | 561.08 | 482.74 | 728.15 | 682.92 | 400.00 | 1150.00 |
| Tea Set Pakistani (China-Ware) Set of 21 Pieces | Set | 3983.82 | 4164.57 | 3433.01 | 1732.70 | 3365.36 | 2000.00 | 2200.00 |

Contd.

7.10 Intercity Consumer Prices September, 2019

| Description | Unit | Rawal-pindi | Islamabad | Attock | Lahore | Sahiwal | Gujranwala | Sialkot |
|---|-------------|-------------|------------|------------|------------|------------|------------|------------|
| Dinner Set Plastic 72 Pieces Super Quality | Set | 9244.04 | 9213.40 | 9066.18 | 7373.11 | 8000.00 | 5865.91 | 3300.00 |
| Bucket (Balti) Plastic Medium Size | Each | 318.25 | 334.60 | 293.18 | 473.15 | 265.66 | 296.63 | 280.00 |
| Lota Plastic Medium Size (Average Quality) | Each | 79.84 | 89.81 | 73.19 | 64.50 | 75.00 | 50.00 | 80.00 |
| Water Pump Golden Monoblock/Donkey 0.5 H.P | Each | 10461.15 | 10449.28 | 9330.32 | 8210.58 | 6200.00 | 4500.00 | 5600.00 |
| Sufi Washing Soap 250 gm Cake | Each | 50.00 | 50.00 | 50.00 | 48.00 | 50.00 | 40.00 | 50.00 |
| Surf Excel 500 gm Polybag | Each | 155.00 | 155.00 | 155.00 | 155.00 | 155.00 | 150.00 | 155.00 |
| Express Washing Powder 1 KG Polybag | Each | 210.00 | 210.00 | 210.00 | 210.00 | 199.00 | 180.00 | 200.00 |
| Cleanser Powder Vim 900 gm Polybag | Each | 85.71 | 85.71 | 85.71 | 80.00 | 95.00 | 75.00 | 84.38 |
| Finis 400 ml Bottle | Each | 200.00 | 200.00 | 200.00 | 230.00 | 210.00 | 160.00 | 193.00 |
| Phenyl Tyfon/Finis 2.75 Litre Bottle | Each | 200.00 | 200.00 | 200.00 | 160.00 | 180.00 | 165.00 | 130.00 |
| Harpic 500 ml Bottle | Each | 199.00 | 199.00 | 199.00 | 199.00 | 200.00 | 190.00 | 190.00 |
| Boot Polish Cherry/KIWI 42 ml | Each | 140.00 | 140.00 | 140.00 | 140.00 | 140.00 | 140.00 | 115.00 |
| Robin Blue Liquid 75 ml Bottle | Each | 75.00 | 75.00 | 75.00 | 90.00 | 85.00 | 70.00 | 60.00 |
| Match Box | Each | 2.42 | 2.62 | 2.00 | 3.00 | 2.00 | 2.00 | 2.00 |
| Household Servant Female Part Time | Per Month | 2834.21 | 2862.70 | 1930.98 | 3158.18 | 1500.00 | 1532.62 | 1500.00 |
| Septran Tablets | 10 No. | 20.89 | 20.89 | 20.89 | 26.85 | 26.85 | 20.00 | 21.00 |
| Panadol Tablets Plain | 10 No. | 13.23 | 13.23 | 13.23 | 13.23 | 13.23 | 13.23 | 13.23 |
| Flagyl Tablets 400 mg | 10 No. | 20.15 | 20.15 | 20.15 | 20.15 | 20.15 | 20.15 | 20.15 |
| Ventolin Tablets 2 mg | 10 No. | 10.40 | 10.40 | 10.40 | 10.40 | 10.40 | 10.40 | 10.40 |
| Daonil Tablets 5 mg | 10 No. | 21.66 | 21.66 | 21.66 | 21.66 | 21.66 | 21.66 | 21.66 |
| Entox Tablets | 10 No. | 16.00 | 16.00 | 16.00 | 16.00 | 16.00 | 16.00 | 16.00 |
| CAC 1000 Tablets Sandoz Bottle | Each | 153.04 | 153.04 | 153.04 | 153.04 | 153.04 | 153.04 | 153.04 |
| Amoxil Capsule 250 mg | 10 No. | 43.10 | 43.10 | 43.10 | 43.10 | 43.10 | 43.10 | 43.10 |
| Lederplex Syrup Bottle | Each | 52.74 | 52.74 | 52.74 | 52.74 | 52.74 | 52.74 | 52.74 |
| Phenergan Syrup 120 ml Bottle | Each | 42.25 | 42.25 | 42.25 | 42.25 | 42.25 | 42.25 | 42.25 |
| Calpol Syrup 100 ml Bottle | Each | 58.89 | 58.89 | 58.89 | 58.89 | 58.89 | 58.89 | 58.89 |
| Hydriilin Syrup 120 ml Bottle | Each | 69.00 | 69.00 | 69.00 | 69.00 | 69.00 | 69.00 | 69.00 |
| Inderal Tablets 10 mg | 10 No. | 16.65 | 16.65 | 16.65 | 16.65 | 16.65 | 16.65 | 16.65 |
| Betnovate-N Ointment 10 gm Tube | Each | 33.35 | 33.35 | 33.35 | 33.35 | 29.77 | 29.77 | 33.35 |
| Johar Joshanda Instant (Sachet) Packet | Each | 10.00 | 10.00 | 10.00 | 10.00 | 10.00 | 10.00 | 10.00 |
| Glaxose-D 400 gm Packet | Each | 150.00 | 150.00 | 150.00 | 140.00 | 140.00 | 140.00 | 140.00 |
| Dettol Medium Bottle | Each | 160.00 | 160.00 | 150.00 | 160.00 | 150.00 | 150.00 | 150.00 |
| Electronic BP Checking Apparatus | Each | 3279.33 | 3513.62 | 2931.79 | 2800.00 | 4704.00 | 2200.00 | 1500.00 |
| Glucometer | Each | 1249.33 | 1298.55 | 1233.11 | 3000.00 | 3390.00 | 3056.70 | 1700.00 |
| Doctor (MBBS) Clinic Fee | Per Patient | 306.24 | 339.95 | 165.10 | 152.07 | 500.00 | 100.00 | 100.00 |
| Gynecologist Fee Per Visit | Per Patient | 886.62 | 1019.05 | 448.14 | 1144.71 | 664.94 | 621.45 | 500.00 |
| Dental Surgeon Fee Per Visit | Per Patient | 723.19 | 795.80 | 262.07 | 426.34 | 355.69 | 300.00 | 300.00 |
| Dental Extraction Fee | Per Tooth | 958.66 | 1043.08 | 559.34 | 342.99 | 1000.00 | 500.00 | 600.00 |
| Urine Test (DR) Charges | Per Test | 291.15 | 309.07 | 112.92 | 153.26 | 131.04 | 100.00 | 150.00 |
| Blood Test (CP) Charges | Per Test | 550.16 | 605.04 | 282.31 | 566.19 | 444.80 | 300.00 | 330.19 |
| Sugar Test (Random/Fasting) Charges of Both | Per Test | 462.04 | 492.20 | 200.00 | 165.10 | 106.27 | 200.00 | 200.00 |
| ECG Charges | Per Test | 446.80 | 455.94 | 250.00 | 328.50 | 334.72 | 200.00 | 150.00 |
| X-RAY (Chest) Charges | Per X-ray | 574.41 | 530.07 | 382.59 | 400.00 | 500.00 | 400.00 | 200.00 |
| Ultrasound Abdominal | Per Test | 1341.09 | 1483.23 | 1129.24 | 430.89 | 559.34 | 800.00 | 500.00 |
| Physiotherapist Fee Per Visit | Per Patient | 939.67 | 1143.68 | 432.67 | 564.62 | 531.33 | 500.00 | 150.00 |
| Cost of Surgery (C-Section) | Per Case | 29650.10 | 32315.72 | 18171.21 | 51614.01 | 29955.49 | 36593.06 | 20000.00 |
| Car Suzuki 800 cc Without AC | Each | 858241.81 | 858241.81 | 854500.00 | 839000.00 | 839000.00 | 817750.00 | 846500.00 |
| Car Suzuki 1000 cc | Each | 1778984.19 | 1778984.19 | 1778984.19 | 1745000.00 | 1745000.00 | 1745000.00 | 1640000.00 |
| Car Toyota 1300 cc Xli | Each | 2575440.54 | 2575440.54 | 2575440.54 | 2783000.00 | 2532600.00 | 2494998.40 | 2533000.00 |
| Car Honda Civic Turbo 1.5 VTEC | Each | 4489930.40 | 4489930.40 | 4489930.40 | 3499000.00 | 4410500.00 | 4405000.00 | 4162675.76 |
| Motorcycle Honda CD 70 | Each | 74900.00 | 74900.00 | 73900.00 | 74900.00 | 74900.00 | 74900.00 | 73900.00 |
| Motorcycle United/Unique 70 cc | Each | 47766.02 | 47707.70 | 47666.09 | 49000.00 | 45500.00 | 44000.00 | 43000.00 |
| Bicycle | Each | 9065.95 | 9098.54 | 9132.84 | 9500.00 | 9163.67 | 8000.00 | 7200.00 |
| Tire Motorcycle CD 70 (Back Wheel) | Each | 1333.12 | 1324.76 | 1316.46 | 1266.45 | 1100.00 | 1250.00 | 1120.00 |
| Tire Car Mehran Tubeless (General) | Each | 3775.78 | 3841.51 | 3833.26 | 3445.21 | 3200.00 | 3000.00 | 3000.00 |
| Petrol Super | Per Litre | 113.24 | 113.24 | 113.24 | 113.24 | 113.24 | 113.24 | 113.24 |
| Hi-Speed Diesel | Per Litre | 127.14 | 127.14 | 127.14 | 127.14 | 127.14 | 127.14 | 127.14 |
| CNG | 1 kg/1 Ltr | 87.64 | 87.60 | 87.50 | 85.50 | 85.50 | 88.95 | 85.95 |
| Mobil Oil (Havoline 20w-50) | 4 Litres | 2272.00 | 2272.00 | 2272.00 | 2225.00 | 2272.00 | 1880.00 | 1700.00 |
| Motorcycle Service Charges | Each | 146.00 | 150.00 | 100.00 | 100.00 | 182.97 | 100.00 | 100.00 |
| Car Service Charges | Each | 386.01 | 382.59 | 332.47 | 400.00 | 300.00 | 250.00 | 400.00 |
| Tire Car Puncture Charges | Each | 111.56 | 113.31 | 86.18 | 100.00 | 76.52 | 80.00 | 100.00 |
| Car Tax 800 cc to 1500 cc | Per Year | 2775.00 | 2000.00 | 2775.00 | 2775.00 | 2775.00 | 2775.00 | 2775.00 |

Contd.

7.10 Intercity Consumer Prices September, 2019

| Description | Unit | Rawal-pindi | Islamabad | Attock | Lahore | Sahiwal | Gujranwala | Sialkot |
|---|--------------|-------------|-----------|----------|----------|----------|------------|----------|
| Train Fare Economy per Person | Per km | 1.07 | 1.07 | 1.07 | 1.07 | 1.07 | 1.07 | 1.07 |
| Train Fare AC Sleeper per Person | Per km | 4.71 | 4.71 | 4.71 | 4.71 | 4.71 | 4.71 | 4.71 |
| Train Fare AC Lower per Person | Per km | 2.66 | 2.66 | 2.66 | 2.66 | 2.66 | 2.66 | 2.66 |
| Train Fare Business Class per Person | Per km | 3.15 | 3.15 | 3.15 | 3.15 | 3.15 | 3.15 | 3.15 |
| Auto Rickshaw Fare | Minimum | 91.12 | 0.00 | 66.49 | 60.00 | 80.00 | 60.00 | 60.00 |
| Taxi Four Seater Fare | Minimum | 112.92 | 107.89 | 0.00 | 130.00 | 0.00 | 100.00 | 0.00 |
| Bus Fare Minimum Within City | Per Ticket | 12.00 | 12.00 | 0.00 | 12.00 | 0.00 | 15.00 | 0.00 |
| Bus Fare Maximum Within City | Per Ticket | 28.00 | 28.00 | 0.00 | 23.00 | 0.00 | 20.00 | 0.00 |
| Bus Fare Outside City (non AC) | Per km | 0.93 | 0.93 | 0.93 | 0.93 | 0.93 | 1.60 | 1.59 |
| Bus Fare Outside City (AC) | Per km | 2.67 | 2.67 | 2.67 | 2.30 | 2.26 | 2.33 | 3.20 |
| Mini Bus Fare Minimum Within City | Per Ticket | 15.00 | 15.00 | 0.00 | 15.00 | 0.00 | 10.00 | 0.00 |
| Mini Bus Fare Maximum Within City | Per Ticket | 24.00 | 28.00 | 0.00 | 35.00 | 0.00 | 20.00 | 0.00 |
| Suzuki Fare Minimum Within City | Per Ticket | 15.00 | 15.00 | 15.00 | 12.00 | 0.00 | 10.00 | 15.00 |
| Suzuki Fare Maximum Within City | Per Ticket | 24.00 | 24.00 | 15.00 | 22.00 | 0.00 | 20.00 | 20.00 |
| Air Fare Economy Class Per Kilometer (National Average) | Per Person | 23.96 | 23.96 | 23.96 | 23.96 | 23.96 | 23.96 | 23.96 |
| Courier Charges Minimum Within Zone Outside City (TCS) | Per Envelope | 200.00 | 200.00 | 200.00 | 200.00 | 200.00 | 200.00 | 200.00 |
| Mobile Set with Rear Camera and Without Touch Screen | Each | 3045.38 | 3191.02 | 2832.94 | 3400.00 | 3800.00 | 2800.00 | 2600.00 |
| Telephone Call Charges | Per Minute | 1.55 | 1.55 | 1.55 | 1.55 | 1.55 | 1.55 | 1.55 |
| Internet Charges (DSL) 1 MB (Unlimited) | Per Month | 2090.00 | 2090.00 | 2090.00 | 2090.00 | 2090.00 | 2090.00 | 2090.00 |
| Mobile Call Charges | Per Unit | 2.99 | 2.99 | 2.99 | 2.99 | 2.99 | 2.99 | 2.99 |
| LED Sony/Samsung 32" Colored | Each | 38727.39 | 37890.85 | 36665.91 | 33900.00 | 38000.00 | 33000.00 | 34000.00 |
| Personal Computer with LED Monitor (17") DELL/HP/ACER CORE i5 | Each | 58467.48 | 58976.26 | 72986.42 | 61000.00 | 75000.00 | 53280.11 | 0.00 |
| Laptop DELL/HP/ACER Core i5, Display (14'-15") | Each | 71393.62 | 71906.78 | 0.00 | 51614.01 | 80000.00 | 57331.40 | 50000.00 |
| Recreational Park Charges (Minimum Playland Ticket) | Per Person | 0.00 | 50.00 | 20.00 | 20.00 | 0.00 | 20.00 | 30.00 |
| Cable Charges | Per Month | 341.00 | 383.52 | 315.82 | 300.00 | 200.00 | 300.00 | 300.00 |
| English Book Class VI | Each | 82.00 | 82.00 | 82.00 | 82.00 | 82.00 | 82.00 | 82.00 |
| English Book Class IX and X | Each | 137.00 | 137.00 | 137.00 | 137.00 | 137.00 | 137.00 | 137.00 |
| English Book Class XI Complete Set | Each | 87.00 | 89.00 | 81.00 | 87.00 | 87.00 | 84.00 | 82.00 |
| English Book BA/B.SC | Each | 280.00 | 280.00 | 280.00 | 168.00 | 190.00 | 178.00 | 178.00 |
| Urdu Book Class V (Text Book Board) | Each | 62.00 | 62.00 | 62.00 | 62.00 | 62.00 | 62.00 | 62.00 |
| Urdu Book Class IX and X (Text Book Board) | Each | 148.00 | 148.00 | 148.00 | 148.00 | 148.00 | 148.00 | 148.00 |
| Urdu Book Class XI/Inter | Each | 55.00 | 86.00 | 51.00 | 55.00 | 55.00 | 51.00 | 53.00 |
| Urdu Book BA/B.SC | Each | 140.00 | 140.00 | 140.00 | 140.00 | 140.00 | 140.00 | 225.00 |
| Mathematics Book Class V (Text Book Board) | Each | 83.00 | 83.00 | 83.00 | 83.00 | 83.00 | 83.00 | 83.00 |
| Mathematics Book Class IX and X (Text Book Board) | Each | 250.00 | 250.00 | 250.00 | 287.00 | 250.00 | 288.00 | 250.00 |
| Mathematics Book Class XI (Text Book Board) | Each | 162.00 | 162.00 | 160.00 | 162.00 | 162.00 | 150.00 | 144.00 |
| Newspaper Daily Dawn | Each | 25.00 | 25.00 | 25.00 | 25.00 | 25.00 | 25.00 | 25.00 |
| Newspaper Daily Jang | Each | 20.00 | 20.00 | 20.00 | 20.00 | 20.00 | 20.00 | 20.00 |
| Akhbar-e-Jehan Weekly | Each | 70.00 | 70.00 | 70.00 | 70.00 | 70.00 | 70.00 | 70.00 |
| MAG THE WEEKLY (Magazine) | Each | 50.00 | 50.00 | 50.00 | 50.00 | 50.00 | 50.00 | 50.00 |
| Exercise Book (with Lines) 80 to 100 Pages | Each | 79.54 | 86.53 | 68.29 | 30.00 | 50.00 | 50.00 | 80.00 |
| Lead Pencil Goldfish | Each | 10.00 | 10.00 | 8.00 | 10.00 | 9.28 | 10.00 | 8.00 |
| Pen Ink Dollar 57 ml Bottle | Each | 30.00 | 30.00 | 28.23 | 30.00 | 25.00 | 30.00 | 25.00 |
| Photostat Paper 70 gm | Packet | 576.65 | 576.62 | 556.65 | 550.00 | 500.00 | 460.00 | 450.00 |
| Ballpoint Pen Local | Each | 10.00 | 10.00 | 10.00 | 10.00 | 10.00 | 10.00 | 7.32 |
| Private School Fee English Medium Average Standard (Class I) | Per Month | 4599.05 | 4103.30 | 1532.62 | 3010.32 | 2979.02 | 1800.00 | 1000.00 |
| Private School Fee English Medium Average Standard (Class V) | Per Month | 4619.59 | 4103.30 | 1792.56 | 3047.42 | 2979.02 | 2000.00 | 1200.00 |
| Private School Fee English Medium Average Standard (Class VI) | Per Month | 4678.26 | 4398.99 | 1792.56 | 3057.27 | 2979.02 | 2200.00 | 1300.00 |
| Private School Fee English Medium Average Standard (Class X) | Per Month | 4911.52 | 4597.32 | 2330.04 | 3833.18 | 3122.90 | 2700.00 | 1500.00 |
| Government College Fee First Year | Per Month | 50.00 | 195.00 | 50.00 | 50.00 | 50.00 | 50.00 | 50.00 |
| Private College Fee First Year | Per Month | 7911.80 | 7582.94 | 5785.57 | 8653.50 | 2959.45 | 7000.00 | 5000.00 |
| Coaching Fee for Class IX/X Science Group | Per Subject | 2786.71 | 2832.74 | 1698.04 | 2042.96 | 738.54 | 800.00 | 531.33 |
| Coaching Fee for Class XI/XII Science Group | Per Subject | 3257.06 | 3291.86 | 2449.66 | 3040.77 | 1192.92 | 1500.00 | 1200.00 |
| Coaching Fee for Class XI/XII Commerce Group | Per Subject | 2700.63 | 2902.61 | 2098.41 | 2990.61 | 591.61 | 1500.00 | 1200.00 |
| Government University Fee M.S.c / M.A. | Per Month | 77.46 | 1000.00 | 80.00 | 150.00 | 500.00 | 80.00 | 75.00 |
| Tuition Fee Private University M.Sc./M.A | Per Month | 7370.45 | 7370.45 | 2320.79 | 10626.59 | 2060.78 | 15000.00 | 0.00 |
| Government Medical College/University Tuition Fee for MBBS (1st year) | Per Month | 1250.00 | 2000.00 | 1250.00 | 1755.00 | 1250.00 | 0.00 | 0.00 |
| Private Medical College/University Tuition Fee for MBBS (1st year) | Per Month | 67419.56 | 67399.71 | 67399.71 | 59264.00 | 0.00 | 0.00 | 0.00 |
| Government Engineering University Tuition Fee for BE (1st year) | Per Month | 5000.00 | 5000.00 | 5000.00 | 5000.00 | 0.00 | 0.00 | 0.00 |
| Private Engineering University Tuition Fee for BE (1st year) | Per Month | 19435.19 | 19435.19 | 19722.44 | 25000.00 | 0.00 | 0.00 | 0.00 |
| Vocational Training Basic Computer Short Course Fee (3 Months) | Per Course | 3422.51 | 2758.92 | 1129.24 | 3324.70 | 4242.64 | 3158.18 | 2000.00 |
| Bread Tandoori Standard Size | Each | 9.86 | 9.86 | 7.88 | 6.00 | 6.00 | 7.00 | 10.00 |

Contd.

7.10 Intercity Consumer Prices September, 2019

| Description | Unit | Rawal-pindi | Islamabad | Attock | Lahore | Sahiwal | Gujranwala | Sialkot |
|--|------------|-------------|-----------|----------|----------|----------|------------|----------|
| Cooked Chicken at Average Hotel | Per Plate | 113.64 | 127.78 | 143.26 | 106.27 | 130.00 | 182.97 | 150.00 |
| Cooked Beef at Average Hotel | Per Plate | 129.59 | 134.66 | 96.55 | 105.47 | 150.00 | 146.59 | 150.00 |
| Cooked Daal at Average Hotel | Per Plate | 83.77 | 86.36 | 80.00 | 70.00 | 60.00 | 53.13 | 60.00 |
| Chicken Biryani Full/Double | Per Plate | 147.86 | 153.89 | 186.61 | 134.19 | 160.00 | 130.00 | 160.00 |
| Tea Prepared Ordinary | Per Cup | 25.62 | 26.57 | 28.23 | 24.22 | 25.00 | 25.00 | 25.00 |
| Pizza Chicken Medium Size (Average Quality) | Each | 849.02 | 933.67 | 482.74 | 370.00 | 456.64 | 599.00 | 500.00 |
| Burger with Shami Kabab (Average Quality) | Each | 63.16 | 72.56 | 46.42 | 57.37 | 50.00 | 40.00 | 60.00 |
| Chicken Roast (Full) (Average Quality) | Each | 485.54 | 547.47 | 448.14 | 719.45 | 606.59 | 406.56 | 450.00 |
| Seekh Kabab (Beef) (Average Quality) | 1 Dozen | 716.40 | 748.05 | 600.00 | 600.00 | 519.21 | 439.77 | 240.00 |
| Marriage Hall Charges with Furniture | Per Head | 192.29 | 192.96 | 156.59 | 190.21 | 150.00 | 113.24 | 80.00 |
| Marriage Hall Service Charges with Food (Average Meal) | Per Head | 816.04 | 830.14 | 482.74 | 651.01 | 386.53 | 1132.37 | 400.00 |
| Government Hostel Accommodation Fee for Intermediate College per Student | P/Month | 1308.91 | 2397.29 | 500.00 | 1667.00 | 10.00 | 10.00 | 0.00 |
| Private Hostel Accommodation Fee for Intermediate College per Student | P/Month | 8550.67 | 9651.27 | 4326.75 | 3659.31 | 1000.00 | 3500.00 | 0.00 |
| Hair Cut Charges for Men | Per Cut | 124.50 | 161.96 | 129.27 | 129.27 | 136.35 | 60.00 | 80.00 |
| Hair Style Charges (at Average Beauty Parlor) | Per Style | 397.25 | 461.53 | 382.59 | 430.89 | 265.66 | 350.00 | 175.00 |
| Shaving Charges | Per Shave | 88.52 | 97.49 | 76.52 | 53.59 | 50.00 | 40.00 | 40.00 |
| Electric Hair Straightener (PHILIPS) | Each | 5678.24 | 5833.96 | 5246.03 | 3500.00 | 4200.00 | 1332.51 | 4000.00 |
| Toilet Soap LUX 75 gm | Each | 42.85 | 42.85 | 42.85 | 42.85 | 42.85 | 42.85 | 42.85 |
| Toilet Soap LIFEBOUY 115 gm | Each | 43.00 | 43.00 | 43.00 | 44.15 | 41.07 | 43.00 | 41.07 |
| Tooth Paste COLGATE 75 gm | Each | 95.00 | 95.00 | 95.00 | 80.00 | 80.00 | 80.00 | 80.00 |
| Tooth Brush (SHIELD) | Each | 50.00 | 50.00 | 36.34 | 50.00 | 63.16 | 50.00 | 60.00 |
| Hair Color (KALA KOLA) | Tube | 140.00 | 210.00 | 140.00 | 140.00 | 130.00 | 140.00 | 150.00 |
| Hair Removing Cream (EU-Cream) 30ml Tube | Each | 85.00 | 87.40 | 85.00 | 70.00 | 70.00 | 70.00 | 65.00 |
| Shaving Cream (TOUCHME large/ADMIRAL) | Tube | 80.00 | 80.00 | 80.00 | 80.00 | 70.00 | 70.00 | 60.00 |
| Blade Treet Ordinary (10 no. Packet) | Each | 50.00 | 50.00 | 50.00 | 40.00 | 30.00 | 45.00 | 40.00 |
| Disposable Razor Gillette Blue II | Each | 55.00 | 55.00 | 55.00 | 54.26 | 50.00 | 45.00 | 50.00 |
| Shampoo Sun silk/Pantene 90 ml Bottle | Each | 111.37 | 111.37 | 110.00 | 100.00 | 99.00 | 99.00 | 110.00 |
| Lipstick Swiss Miss/Medora (Medium) | Each | 150.00 | 150.00 | 150.00 | 137.07 | 130.00 | 140.00 | 150.00 |
| Nail Polish Swiss Miss/Medora (Medium) | Each | 140.00 | 135.00 | 135.00 | 135.00 | 95.00 | 70.00 | 100.00 |
| Perfume Medium Size Broche/Medora | Each | 250.00 | 250.00 | 240.00 | 236.67 | 310.00 | 130.00 | 250.00 |
| Face Cream Ponds Medium Size (Cold) | Each | 150.00 | 150.00 | 150.00 | 120.00 | 120.00 | 130.00 | 175.00 |
| Talcum Powder Viceroy/Black Cat Large Size | Each | 185.00 | 185.00 | 185.00 | 185.00 | 165.00 | 175.00 | 130.00 |
| Hair Oil (Kala Kola hair tonic) | 200 ml | 210.00 | 210.00 | 190.00 | 210.00 | 190.00 | 190.00 | 200.00 |
| Tissue Paper Perfumed Box 100 napkins | Each | 140.00 | 140.00 | 140.00 | 170.00 | 140.00 | 140.00 | 120.00 |
| Pampers (Medium Size) | Small Pkt. | 292.56 | 360.00 | 266.62 | 315.00 | 360.00 | 210.00 | 230.00 |
| Gold Tezabi 24 Carett | 10 gm | 76600.00 | 76600.00 | 76630.00 | 75450.00 | 73131.00 | 75231.48 | 74122.00 |
| Silver Tezabi 24 Carett | 10 gm | 965.99 | 965.82 | 863.28 | 945.00 | 969.00 | 985.00 | 942.00 |
| Wall Clock Quartz (Average Quality) | Each | 779.61 | 757.55 | 766.31 | 936.86 | 666.26 | 500.00 | 500.00 |
| Artificial Jewelry (Locket Set) (Average Quality) | Each | 347.56 | 504.03 | 865.35 | 274.04 | 731.86 | 250.00 | 500.00 |
| Suitcase Ragzine (24"x16"x6") (Average Quality) | Each | 2895.74 | 2903.04 | 2331.39 | 1191.30 | 1132.37 | 1232.45 | 1200.00 |
| Trunk Medium Size (Average Quality) | Each | 2925.16 | 2851.94 | 2731.68 | 2200.71 | 2000.00 | 1500.00 | 1500.00 |
| Purse Ladies Medium Size (Average Quality) | Each | 742.25 | 805.02 | 666.26 | 1372.83 | 861.77 | 750.00 | 600.00 |

7.10 Intercity Consumer Prices September, 2019

| Description | Unit | Faisalabad | Jhang | Multan | D.G. Khan | Vehari |
|---|---------|------------|---------|---------|-----------|---------|
| Wheat | 10 kg | 375.00 | 362.00 | 361.25 | 375.00 | 337.50 |
| Wheat Flour (Fine/Superior Quality) | 1 kg | 45.00 | 43.00 | 44.49 | 44.00 | 42.98 |
| Wheat Flour (Average Quality) | 1 kg | 42.00 | 43.00 | 40.43 | 42.00 | 39.33 |
| Wheat Flour Bag | 20 kg | 854.99 | 808.00 | 808.67 | 820.00 | 776.65 |
| Suji | 1 kg | 51.61 | 50.00 | 51.07 | 50.00 | 50.00 |
| Vermicelli (Packet) | 1 kg | 106.27 | 80.00 | 86.41 | 80.00 | 80.00 |
| Besan | 1 kg | 133.25 | 130.00 | 120.54 | 130.00 | 138.31 |
| Rice Basmati (Superior Quality) | 1 kg | 152.94 | 150.00 | 139.43 | 136.65 | 139.76 |
| Rice Basmati 385/386 | 1 kg | 93.22 | 85.00 | 84.90 | 80.00 | 78.08 |
| Rice Basmati Broken (Average Quality) | 1 kg | 86.53 | 90.00 | 86.60 | 80.00 | 83.20 |
| Rice IRRI-6/9 (Sindh/Punjab) | 1 kg | 63.16 | 60.00 | 57.72 | 50.00 | 48.27 |
| Bread plain (Medium Size) | Each | 55.00 | 55.00 | 55.00 | 60.00 | 60.00 |
| Rusk (Papay) (Average Quality) | 1 kg | 200.00 | 200.00 | 247.65 | 220.00 | 226.47 |
| Biscuit Bakery (Loose, Average Quality) | 250 gm | 83.20 | 80.00 | 103.23 | 80.00 | 100.00 |
| Samosa (Vegetable, Average Quality) | Each | 21.54 | 20.00 | 15.00 | 10.00 | 15.00 |
| Nimko (Loose, Average Quality) | 250 gm | 70.00 | 100.00 | 75.47 | 70.00 | 80.00 |
| Beef with Bone (Average Quality) | 1 kg | 400.00 | 440.00 | 395.47 | 400.00 | 353.30 |
| Mutton (Average Quality) | 1 kg | 1000.00 | 850.00 | 871.87 | 900.00 | 689.85 |
| Chicken Farm Broiler (Live) | 1 kg | 192.56 | 196.00 | 209.67 | 195.00 | 165.66 |
| Fish Rahu (Medium Size) | 1 kg | 307.81 | 400.00 | 268.71 | 286.51 | 323.30 |
| Milk fresh (Un-boiled) | 1 Litre | 89.63 | 70.00 | 87.03 | 70.00 | 75.00 |
| Milk Tetra Pack 1 Litre (MILK PAK/HALEEB/OLPERS) | Each | 135.00 | 140.00 | 135.00 | 130.00 | 131.65 |
| Curd | 1 kg | 100.00 | 80.00 | 101.07 | 90.00 | 84.90 |
| LACTOGEN 400 gm Packet | Each | 500.00 | 530.00 | 520.00 | 520.00 | 520.00 |
| Powdered Milk NIDO 390 gm Polybag | Each | 447.44 | 450.00 | 440.00 | 450.00 | 440.00 |
| Eggs Farm | Dozen | 97.66 | 80.00 | 87.75 | 100.00 | 75.00 |
| Butter Local Packed 50 gm | Each | 28.00 | 30.00 | 33.02 | 30.00 | 35.00 |
| Mustard Oil (Average Quality) | 1 kg | 212.53 | 180.00 | 188.76 | 170.00 | 200.00 |
| Cooking Oil DALDA or Other Similar Brand (SN), 5 Litre Tin | Each | 1060.00 | 1025.00 | 1145.00 | 1140.00 | 1063.32 |
| Vegetable Ghee DALDA/HABIB 2.5 kg Tin | Each | 539.98 | 545.00 | 545.00 | 540.00 | 545.00 |
| Vegetable Ghee DALDA/HABIB or Other superior Quality 1 kg Pouch | Each | 210.55 | 212.00 | 212.00 | 185.00 | 212.00 |
| Almonds (Badam) Kaghazi with Shell (Average Quality) | 1 kg | 716.28 | 620.00 | 627.28 | 616.22 | 666.26 |
| Groundnuts (Moong Phali) with shell | 1 kg | 186.43 | 200.00 | 229.80 | 200.00 | 186.43 |
| Kinnu (Average Quality) | 1 Dozen | 0.00 | 0.00 | 0.00 | 0.00 | 0.00 |
| Apple (Average Quality) | 1 kg | 117.21 | 250.00 | 156.03 | 120.00 | 136.58 |
| Peach (Average Quality) | 1 kg | 0.00 | 0.00 | 0.00 | 0.00 | 0.00 |
| Grapes (Angoor) (Average Quality) | 1 kg | 108.70 | 220.00 | 219.69 | 160.00 | 200.00 |
| Bananas (Kela) Local | 1 Dozen | 62.36 | 100.00 | 80.00 | 63.16 | 73.19 |
| Mango Kalmi (Average Quality) | 1 kg | 0.00 | 0.00 | 0.00 | 0.00 | 0.00 |
| Guava (Amrood) (Average Quality) | 1 kg | 72.69 | 100.00 | 92.95 | 100.00 | 66.49 |
| Watermelon (Turbooz) | 1 kg | 0.00 | 0.00 | 0.00 | 0.00 | 0.00 |
| Muskmelon (Kharbuza) | 1 kg | 0.00 | 0.00 | 0.00 | 0.00 | 0.00 |
| Pulse Masoor (Washed) | 1 kg | 133.25 | 120.00 | 116.57 | 110.00 | 113.24 |
| Pulse Moong (Washed) | 1 kg | 173.27 | 180.00 | 165.48 | 170.00 | 180.00 |
| Pulse Mash (Washed) | 1 kg | 193.28 | 180.00 | 170.95 | 180.00 | 206.46 |
| Pulse Gram | 1 kg | 123.24 | 130.00 | 120.47 | 140.00 | 150.00 |
| Gram Whole Black (Average Quality) | 1 kg | 123.24 | 120.00 | 108.74 | 140.00 | 130.00 |
| Gram Whole Yellow (Average Quality) | 1 kg | 144.91 | 115.00 | 135.39 | 140.00 | 163.27 |
| Beans Red/White (Lobia) | 1 kg | 166.41 | 180.00 | 197.58 | 140.00 | 173.27 |
| Potatoes | 1 kg | 53.13 | 70.00 | 40.00 | 40.00 | 26.57 |
| Chips (Loose) | 250 gm | 60.00 | 100.00 | 77.17 | 0.00 | 65.00 |
| Onions | 1 kg | 67.99 | 60.00 | 80.00 | 80.00 | 73.19 |
| Tomatoes | 1 kg | 47.85 | 40.00 | 47.37 | 40.00 | 43.09 |
| Turnip (Shalgham) | 1 kg | 0.00 | 0.00 | 0.00 | 0.00 | 0.00 |
| Radish (Mooli) | 1 kg | 43.09 | 40.00 | 0.00 | 0.00 | 0.00 |
| Cauliflower (Phool Gobhi) | 1 kg | 0.00 | 0.00 | 0.00 | 0.00 | 0.00 |
| Bottlegourd (Loki) | 1 kg | 47.85 | 60.00 | 61.04 | 60.00 | 43.09 |
| Lady Finger (Bhindi) | 1 kg | 78.03 | 70.00 | 91.13 | 80.00 | 60.00 |
| Peas (Matar) | 1 kg | 0.00 | 0.00 | 0.00 | 0.00 | 0.00 |
| Spinach (Paalak) | 1 kg | 30.00 | 20.00 | 29.10 | 25.00 | 15.00 |

Contd.

7.10 Intercity Consumer Prices September, 2019

| Description | Unit | Faisalabad | Jhang | Multan | D.G. Khan | Vehari |
|---|----------|------------|---------|---------|-----------|---------|
| Tinda | 1 kg | 186.43 | 70.00 | 148.48 | 80.00 | 76.52 |
| Turai | 1 kg | 83.20 | 60.00 | 73.45 | 60.00 | 60.00 |
| Karela | 1 kg | 119.61 | 50.00 | 120.00 | 80.00 | 92.83 |
| Chilies (Green) | 250 gm | 17.32 | 15.00 | 20.00 | 15.00 | 21.54 |
| Carrot (Gajar) | 1 kg | 0.00 | 0.00 | 0.00 | 0.00 | 0.00 |
| Cucumber (Kheera) | 1 kg | 60.49 | 60.00 | 77.66 | 80.00 | 50.00 |
| Lemon | 250 gm | 28.23 | 25.00 | 37.52 | 40.00 | 40.00 |
| Garlic (Lehsun) | 1 kg | 263.23 | 200.00 | 242.14 | 300.00 | 240.00 |
| Sugar Refined | 1 kg | 74.66 | 75.00 | 73.44 | 74.00 | 73.33 |
| Gur (Average Quality) | 1 kg | 113.24 | 110.00 | 106.46 | 100.00 | 118.31 |
| Honey MARHABA Bottle 500 gm | Each | 375.00 | 370.00 | 400.00 | 400.00 | 375.00 |
| Sweetmeat (Mixed Mithai) | 1 kg | 357.88 | 350.00 | 354.38 | 300.00 | 360.00 |
| Ice Cream Walls Cup (Large Size) | Each | 50.00 | 50.00 | 50.00 | 50.00 | 50.00 |
| Cumin seed (Zeera) White NATIONAL 50 gm Packet | Each | 70.00 | 70.00 | 75.00 | 75.00 | 70.00 |
| Pepper Black NATIONAL 50 gm Packet | Each | 110.00 | 110.00 | 110.00 | 110.00 | 110.00 |
| Coriander Seed Powder NATIONAL 200 gm Packet | Each | 130.00 | 130.00 | 130.00 | 130.00 | 130.00 |
| Cardamom Large (Loose) (Average Quality) | 50 gm | 150.00 | 90.00 | 152.09 | 120.00 | 146.59 |
| Cardamom Small (Average Quality) | 50 gm | 160.00 | 280.00 | 238.82 | 240.00 | 213.12 |
| Salt Powdered (NATIONAL/SHAN) 800 gm Packet | Each | 30.00 | 30.00 | 30.00 | 30.00 | 30.00 |
| Chilies Powder NATIONAL 200 gm Packet | Each | 150.00 | 134.00 | 150.00 | 150.00 | 120.00 |
| Turmeric Powder NATIONAL 50 gm Packet | Each | 40.00 | 40.00 | 40.00 | 40.00 | 40.00 |
| Tomato Ketchup MITCHELLS/NATIONAL 1 kg Polybag | Each | 200.00 | 180.00 | 220.00 | 220.00 | 220.00 |
| Pickle MITCHELLS/NATIONAL Bottle (340 gm-400 gm) | Each | 142.48 | 120.00 | 130.00 | 150.00 | 130.00 |
| Ginger (Adrak) | 500 gm | 199.76 | 140.00 | 143.26 | 180.00 | 146.59 |
| Custard Powder RAFHAN 300 gm Packet | Each | 90.00 | 85.00 | 85.00 | 85.00 | 80.00 |
| Tea Lipton Yellow Label 190 gm Packet | Each | 230.00 | 210.00 | 230.00 | 210.00 | 210.00 |
| Cold Drink (PEPSI/COCA-COLA) 1.5 Liter Bottle | Each | 120.00 | 100.00 | 100.00 | 90.00 | 90.00 |
| Fruit Juice Small Packet 250 ml | Each | 21.54 | 20.00 | 20.00 | 18.90 | 20.00 |
| Mineral Water NESTLE 1.5 Liter | Each | 50.00 | 60.00 | 60.00 | 55.00 | 55.00 |
| JAM-E-SHIREEN Standard Size (800 ml) | 1 Bottle | 210.00 | 200.00 | 220.00 | 210.00 | 200.00 |
| Cigarettes Capstan 20'S Packet | Each | 80.00 | 80.00 | 80.00 | 80.00 | 80.00 |
| Cigarettes Gold Leaf 20'S Packet | Each | 180.00 | 170.00 | 170.00 | 170.00 | 170.00 |
| Pan Prepared (Sweet with Beetle Nuts) | Each | 26.57 | 30.00 | 31.58 | 21.54 | 30.00 |
| Long Cloth 57" Gul Ahmed/AI Karam | 1 Metre | 265.66 | 475.00 | 341.00 | 365.93 | 313.19 |
| Shirting (Average Quality) | 1 Metre | 133.25 | 675.00 | 250.00 | 283.09 | 313.19 |
| Pant Cloth Wash & Wear (Average Quality) | 1 Metre | 524.40 | 750.00 | 385.64 | 380.58 | 766.31 |
| Lawn Printed Gul Ahmed/AI Karam | 1 Metre | 272.70 | 525.00 | 428.00 | 416.02 | 381.66 |
| Georgette (Average Quality) | 1 Metre | 155.77 | 375.00 | 108.17 | 156.39 | 315.82 |
| Linen, Ladies (Average Quality) | 1 Metre | 143.26 | 375.00 | 241.37 | 146.37 | 246.62 |
| Heavy Weight Suiting LAWRANCE PUR (Average Quality) | 1 Metre | 1450.00 | 2700.00 | 1850.00 | 1864.34 | 0.00 |
| Full Pant Boy Length 24"/26" | Each | 731.86 | 1000.00 | 529.24 | 531.33 | 706.60 |
| Shirt Boy Length 24"/26" | Each | 423.39 | 1000.00 | 461.03 | 500.00 | 606.59 |
| School Uniform Boys (Pant & Shirt) 24"/26" | Suit | 731.86 | 1060.00 | 621.78 | 716.28 | 616.22 |
| School Uniform Girls (Kameez & Shalwar) 24"/26" | Suit | 861.77 | 1100.00 | 556.36 | 781.95 | 579.89 |
| Awami Suit Gents Wash & Wear (Average Quality) | Suit | 756.39 | 2200.00 | 1413.08 | 1721.30 | 1532.62 |
| Women Shalwar Kameez (Average Quality) | Suit | 1864.34 | 3000.00 | 1334.73 | 1062.66 | 2000.00 |
| Pullover Gents Oxford/Bonanza | Each | 3659.31 | 4000.00 | 3990.00 | 3528.42 | 3000.00 |
| Pullover Ladies Oxford/Bonanza | Each | 3500.00 | 3700.00 | 3250.00 | 3528.42 | 3000.00 |
| Pullover Gents (Average Quality) | Each | 815.86 | 1400.00 | 1377.22 | 731.86 | 806.61 |
| Tailoring Charges Shirt (Men) | Each | 531.33 | 500.00 | 485.03 | 464.16 | 500.00 |
| Tailoring Charges Pant (Men) | Each | 1062.66 | 700.00 | 659.72 | 932.17 | 1200.00 |
| Tailoring Charges Awami Suit (Male) | Suit | 838.74 | 600.00 | 761.93 | 600.00 | 682.92 |
| Tailoring Charges Simple Suit (Female) | Suit | 531.33 | 600.00 | 526.22 | 564.62 | 516.14 |
| Underwear Medium Size (Average Quality) | Each | 106.27 | 250.00 | 191.87 | 180.00 | 143.26 |
| Vest "Baniyan" for Men Average Quality | Each | 117.21 | 190.00 | 153.26 | 126.33 | 119.72 |
| Brassier (Average Quality) | Each | 265.66 | 650.00 | 149.95 | 200.00 | 157.91 |
| Socks Nylon Local (Average Quality) | Pair | 67.99 | 150.00 | 97.13 | 106.27 | 93.22 |
| Dopatta Georgette (Average Quality) | Each | 224.07 | 750.00 | 241.03 | 365.93 | 416.02 |
| Dopatta Cotton (Average Quality) | Each | 215.44 | 500.00 | 222.40 | 315.82 | 306.52 |
| Chaddar (Wash-n-Wear) (2x2.5 Meter) | Each | 531.33 | 850.00 | 374.17 | 430.89 | 582.85 |

Contd.

7.10 Intercity Consumer Prices September, 2019

| Description | Unit | Faisalabad | Jhang | Multan | D.G. Khan | Vehari |
|---|-----------|------------|-----------|-----------|-----------|-----------|
| Washing Charges Pant and Shirt Both | Each | 114.47 | 120.00 | 145.39 | 100.00 | 93.22 |
| Dry Cleaning Charges Pant Coat Both | Suit | 466.08 | 450.00 | 468.82 | 350.00 | 382.59 |
| Washing Charges Shalwar Kameez | Suit | 106.27 | 110.00 | 103.27 | 100.00 | 100.00 |
| Gents Shoes Paul Bata | Pair | 1299.00 | 1299.00 | 1299.00 | 1299.00 | 1299.00 |
| Gents Sandal Bata | Pair | 1199.00 | 1199.00 | 1199.00 | 1199.00 | 1199.00 |
| Gents Sponge Chappal Bata | Pair | 199.00 | 199.00 | 199.00 | 199.00 | 199.00 |
| Ladies Sandal Bata | Pair | 599.00 | 599.00 | 599.00 | 599.00 | 599.00 |
| Ladies Sponge Chappal Bata | Pair | 179.00 | 179.00 | 179.00 | 179.00 | 179.00 |
| Children Shoes Power Lite Bata | Pair | 1199.00 | 1199.00 | 1199.00 | 1199.00 | 1199.00 |
| Gents Shoes Servis | Pair | 999.00 | 999.00 | 999.00 | 999.00 | 999.00 |
| Cheetah 50 Size 3-5 Servis | Pair | 1599.00 | 1599.00 | 1599.00 | 1599.00 | 1599.00 |
| Shoe Repair Full Sole | Pair | 215.44 | 130.00 | 174.31 | 86.18 | 66.49 |
| Shoe Polish Charges | Pair | 26.57 | 30.00 | 22.89 | 22.89 | 20.00 |
| House Rent Combined | Quarterly | 7230.00 | 5052.00 | 6780.00 | 6177.00 | 5927.00 |
| Synthetic Enamel ICI Balti 3.64 Litre | Each | 2810.00 | 2700.00 | 3265.00 | 3415.00 | 3265.00 |
| Cement (Local) 50 kg Bag | Each | 505.00 | 520.00 | 469.98 | 500.00 | 473.31 |
| Bricks New 1st Class | 1000 No. | 8500.00 | 7500.00 | 7500.00 | 7000.00 | 6000.00 |
| Cement Blocks (6"x8"x12") | 100 No. | 0.00 | 6000.00 | 0.00 | 0.00 | 0.00 |
| Bajri | 100 cu ft | 5933.15 | 4200.00 | 5114.98 | 2500.00 | 5500.00 |
| Sand (Black Pit) | 100 cu ft | 2500.00 | 2000.00 | 2232.84 | 2000.00 | 2000.00 |
| Iron Bars (M.S. BAR) 1/2 " 40 Grade | 1 Ton | 117983.05 | 113000.00 | 119832.75 | 113000.00 | 118662.94 |
| Painter Wage Rate | Per Day | 861.77 | 1200.00 | 965.49 | 1032.28 | 965.49 |
| Mason Wage Rate | Per Day | 1231.23 | 1200.00 | 1100.00 | 1032.28 | 800.00 |
| Unskilled Labor Wage Rate | Per Day | 861.77 | 700.00 | 600.00 | 600.00 | 566.19 |
| Plumber Wage Rate | Per Day | 800.00 | 1200.00 | 1100.00 | 1032.28 | 1000.00 |
| Electrician Charges | Per Point | 126.33 | 170.00 | 100.00 | 86.53 | 100.00 |
| Water Charges Per House | Monthly | 99.06 | 70.00 | 84.34 | 75.00 | 50.00 |
| Charges for Refuse/Waste Collection | Monthly | 50.00 | 300.00 | 50.00 | 0.00 | 0.00 |
| Electricity Charges upto 50 Units | Per Unit | 3.70 | 3.70 | 3.70 | 3.70 | 3.70 |
| Electricity Charges 51-100 Units | Per Unit | 7.39 | 7.39 | 7.39 | 7.39 | 7.39 |
| Electricity Charges 101-300 Units | Per Unit | 9.84 | 9.84 | 9.84 | 9.84 | 9.84 |
| Electricity Charges 301-700 Units | Per Unit | 11.33 | 11.33 | 11.33 | 11.33 | 11.33 |
| Electricity Charges Above 700 Units | Per Unit | 17.76 | 17.76 | 17.76 | 17.76 | 17.76 |
| Electricity Charges Combined | Per Unit | 10.00 | 10.00 | 10.00 | 10.00 | 10.00 |
| Gas Charges upto 3.3719 MMBTU | MMBTU | 141.57 | 141.57 | 141.57 | 141.57 | 141.57 |
| Gas Charges 3.3719 - 6.7438 MMBTU | MMBTU | 162.00 | 162.00 | 162.00 | 162.00 | 162.00 |
| Gas Charges 6.7438 - 10.1157 MMBTU | MMBTU | 351.00 | 351.00 | 351.00 | 351.00 | 351.00 |
| Gas Charges 10.1157 - 13.4876 MMBTU | MMBTU | 555.10 | 555.10 | 555.10 | 555.10 | 555.10 |
| Gas Charges Above 13.4876 MMBTU | MMBTU | 1141.26 | 1141.26 | 1141.26 | 1141.26 | 1141.26 |
| Gas Charges Combined | MMBTU | 470.23 | 470.23 | 470.23 | 470.23 | 470.23 |
| LPG 11.67 kg Cylinder | Each | 1224.74 | 1200.00 | 1165.70 | 1166.43 | 1150.00 |
| Firewood Whole | 40 kg | 600.00 | 600.00 | 707.49 | 500.00 | 486.58 |
| Chair Sheesham Wood with Arm | Each | 3000.00 | 2800.00 | 2295.77 | 2545.82 | 3065.24 |
| Chair Plastic (Chairman) (Average Quality) | Each | 932.17 | 1000.00 | 665.82 | 664.94 | 700.00 |
| Central Table Set with Glass Top | Set | 8000.00 | 14000.00 | 7217.97 | 8163.31 | 4132.25 |
| Sofa Set Five Seater | Set | 20000.00 | 23000.00 | 17095.14 | 17946.34 | 20000.00 |
| Dining Table wit Glass Top and Six Chairs (Average Quality) | Set | 35000.00 | 50000.00 | 35453.96 | 32970.28 | 42977.09 |
| Cot Iron (Charpai) | Each | 2656.65 | 2400.00 | 2091.22 | 2210.42 | 1829.15 |
| Steel Almirah | Each | 12632.72 | 10500.00 | 7801.71 | 12926.61 | 15831.57 |
| Mattress Foam Single Bed Molty/Diamond (4" Thick) | Each | 5154.27 | 6900.00 | 7294.42 | 7000.00 | 6200.00 |
| Tube Light Philips 40 Watt | Each | 103.23 | 160.00 | 233.14 | 230.00 | 190.00 |
| Energy Saver Philips 14 Watt | Each | 165.00 | 150.00 | 200.00 | 170.00 | 165.00 |
| Plain Carpet | 1 sq ft | 56.62 | 40.00 | 25.51 | 25.00 | 24.65 |
| Readymade Quilt (3 kg) | Each | 1200.00 | 1500.00 | 1109.91 | 631.64 | 1466.48 |
| Blanket Single (SN) | Each | 5063.07 | 2000.00 | 1681.94 | 2466.21 | 3659.31 |
| Bed Sheet Single (Superior Quality) | Each | 850.00 | 750.00 | 674.54 | 1216.44 | 816.33 |
| Bed Sheet Double with two Pillow Covers (Superior Quality) | Set | 1699.28 | 2000.00 | 1280.32 | 1591.62 | 1566.49 |
| Towel Medium Size (3' x 2') | Each | 228.94 | 350.00 | 240.37 | 265.66 | 279.65 |
| Ceiling Fan 56" Pak/Younas/Millat | Each | 3659.31 | 4200.00 | 4325.00 | 4175.00 | 3800.00 |
| Refrigerator Dawlance/Pel 10 Cubic feet Double Door | Each | 35996.53 | 39000.00 | 37250.00 | 36000.00 | 38600.00 |

Contd.

7.10 Intercity Consumer Prices September, 2019

| Description | Unit | Faisalabad | Jhang | Multan | D.G. Khan | Vehari |
|---|-------------|------------|------------|------------|------------|------------|
| Split Air Conditioner Orient/LG/Dawlance 1.5 Ton | Each | 53009.43 | 68000.00 | 57000.00 | 56000.00 | 55000.00 |
| Air Cooler Super Asia ECM-4000/JC-1000 | Each | 12000.00 | 14000.00 | 14500.00 | 20000.00 | 17500.00 |
| Washing Machine with Spinner (Super Asia or Similar Brand) (SN) | Each | 18095.58 | 19500.00 | 18232.36 | 17000.00 | 20000.00 |
| Sewing Machine (SN) Without Cover | Each | 8894.94 | 9000.00 | 7800.00 | 9200.00 | 7329.49 |
| Geyser Super Asia Large Size 30 Gallons (Gas) | Each | 19500.00 | 17000.00 | 21500.00 | 25900.00 | 24000.00 |
| Electric Iron Dry (National/West Point) | Each | 2032.02 | 2500.00 | 2460.00 | 2500.00 | 2865.14 |
| Frying Pan Non-stick Medium Size Sonex | Each | 315.82 | 700.00 | 460.66 | 531.33 | 532.80 |
| Water Set (OMROC) 6 Glasses + jug | Set | 716.28 | 1000.00 | 641.39 | 500.00 | 632.89 |
| Tea Set Pakistani (China-Ware) Set of 21 Pieces | Set | 3000.00 | 4000.00 | 3349.15 | 3158.18 | 3597.27 |
| Dinner Set Plastic 72 Pieces Super Quality | Set | 10000.00 | 8700.00 | 5355.54 | 6000.00 | 6633.17 |
| Bucket (Balti) Plastic Medium Size | Each | 430.89 | 450.00 | 315.82 | 400.00 | 365.93 |
| Lota Plastic Medium Size (Average Quality) | Each | 55.93 | 60.00 | 56.46 | 63.16 | 93.22 |
| Water Pump Golden Monoblock/Donkey 0.5 H.P | Each | 8000.00 | 4200.00 | 8500.00 | 6000.00 | 0.00 |
| Sufi Washing Soap 250 gm Cake | Each | 50.00 | 45.00 | 42.62 | 40.00 | 45.00 |
| Surf Excel 500 gm Polybag | Each | 155.00 | 155.00 | 155.00 | 155.00 | 150.00 |
| Express Washing Powder 1 KG Polybag | Each | 210.00 | 195.00 | 210.00 | 190.00 | 210.00 |
| Cleanser Powder Vim 900 gm Polybag | Each | 82.00 | 80.00 | 80.00 | 80.00 | 75.00 |
| Finis 400 ml Bottle | Each | 208.00 | 250.00 | 200.00 | 210.00 | 160.00 |
| Phenyl Tyfon/Finis 2.75 Litre Bottle | Each | 152.48 | 190.00 | 180.00 | 180.00 | 180.00 |
| Harpic 500 ml Bottle | Each | 199.00 | 190.00 | 200.00 | 199.00 | 199.00 |
| Boot Polish Cherry/KIWI 42 ml | Each | 140.00 | 140.00 | 140.00 | 140.00 | 115.00 |
| Robin Blue Liquid 75 ml Bottle | Each | 67.45 | 65.00 | 65.00 | 60.00 | 85.00 |
| Match Box | Each | 2.29 | 3.00 | 3.00 | 3.00 | 3.00 |
| Household Servant Female Part Time | Per Month | 2656.65 | 3000.00 | 1732.05 | 1650.96 | 1500.00 |
| Septran Tablets | 10 No. | 20.00 | 26.85 | 26.85 | 26.85 | 20.89 |
| Panadol Tablets Plain | 10 No. | 13.23 | 13.23 | 13.23 | 13.23 | 13.23 |
| Flagyl Tablets 400 mg | 10 No. | 20.15 | 20.15 | 20.15 | 20.15 | 20.15 |
| Ventolin Tablets 2 mg | 10 No. | 10.40 | 10.40 | 10.40 | 10.40 | 10.40 |
| Daonil Tablets 5 mg | 10 No. | 21.66 | 21.66 | 21.66 | 21.66 | 21.66 |
| Entox Tablets | 10 No. | 16.00 | 16.00 | 16.00 | 16.00 | 16.00 |
| CAC 1000 Tablets Sandoz Bottle | Each | 153.04 | 153.04 | 153.04 | 153.04 | 153.04 |
| Amoxil Capsule 250 mg | 10 No. | 43.10 | 43.10 | 43.10 | 43.10 | 43.10 |
| Lederplex Syrup Bottle | Each | 52.74 | 52.74 | 52.74 | 52.74 | 52.74 |
| Phenergan Syrup 120 ml Bottle | Each | 42.25 | 42.25 | 42.25 | 42.25 | 42.25 |
| Calpol Syrup 100 ml Bottle | Each | 58.89 | 58.89 | 58.89 | 58.89 | 58.89 |
| Hydryllin Syrup 120 ml Bottle | Each | 69.00 | 69.00 | 69.00 | 69.00 | 69.00 |
| Inderal Tablets 10 mg | 10 No. | 16.65 | 16.65 | 16.65 | 16.65 | 16.65 |
| Betnovate-N Ointment 10 gm Tube | Each | 33.35 | 29.77 | 29.77 | 29.77 | 29.77 |
| Johar Joshanda Instant (Sachet) Packet | Each | 10.00 | 10.00 | 10.00 | 10.00 | 10.00 |
| Glaxose-D 400 gm Packet | Each | 140.00 | 150.00 | 140.00 | 150.00 | 140.00 |
| Dettol Medium Bottle | Each | 150.00 | 160.00 | 150.00 | 150.00 | 150.00 |
| Electronic BP Checking Apparatus | Each | 1650.96 | 2200.00 | 3482.66 | 2200.00 | 3099.18 |
| Glucometer | Each | 1864.34 | 1000.00 | 3000.00 | 2000.00 | 3065.24 |
| Doctor (MBBS) Clinic Fee | Per Patient | 228.94 | 500.00 | 158.74 | 200.00 | 228.94 |
| Gynecologist Fee Per Visit | Per Patient | 430.89 | 500.00 | 505.63 | 430.89 | 500.00 |
| Dental Surgeon Fee Per Visit | Per Patient | 500.00 | 500.00 | 406.32 | 466.08 | 355.69 |
| Dental Extraction Fee | Per Tooth | 800.00 | 1000.00 | 572.69 | 466.08 | 908.56 |
| Urine Test (DR) Charges | Per Test | 228.94 | 90.00 | 103.23 | 100.00 | 100.00 |
| Blood Test (CP) Charges | Per Test | 531.33 | 240.00 | 321.33 | 363.42 | 350.00 |
| Sugar Test (Random/Fasting) Charges of Both | Per Test | 200.00 | 100.00 | 149.67 | 146.59 | 60.00 |
| ECG Charges | Per Test | 330.19 | 200.00 | 310.23 | 330.19 | 200.00 |
| X-RAY (Chest) Charges | Per X-ray | 457.89 | 600.00 | 282.31 | 466.08 | 416.02 |
| Ultrasound Abdominal | Per Test | 310.72 | 600.00 | 473.36 | 464.16 | 262.07 |
| Physiotherapist Fee Per Visit | Per Patient | 355.69 | 400.00 | 528.84 | 464.16 | 500.00 |
| Cost of Surgery (C-Section) | Per Case | 12000.00 | 25000.00 | 23452.08 | 16640.67 | 12603.41 |
| Car Suzuki 800 cc Without AC | Each | 999000.00 | 923000.00 | 846500.00 | 839000.00 | 923000.00 |
| Car Suzuki 1000 cc | Each | 1745000.00 | 1855000.00 | 1760000.00 | 1855000.00 | 1745000.00 |
| Car Toyota 1300 cc Xli | Each | 2533000.00 | 2533000.00 | 2553000.00 | 2528000.00 | 0.00 |
| Car Honda Civic Turbo 1.5 VTEC | Each | 0.00 | 0.00 | 4462500.00 | 0.00 | 0.00 |
| Motorcycle Honda CD 70 | Each | 73900.00 | 74900.00 | 74900.00 | 74900.00 | 73900.00 |

Contd.

7.10 Intercity Consumer Prices September, 2019

| Description | Unit | Faisalabad | Jhang | Multan | D.G. Khan | Vehari |
|---|--------------|------------|----------|----------|-----------|----------|
| Motorcycle United/Unique 70 cc | Each | 47500.00 | 51000.00 | 50000.00 | 52000.00 | 44000.00 |
| Bicycle | Each | 9500.00 | 10000.00 | 8800.00 | 9330.32 | 9000.00 |
| Tire Motorcycle CD 70 (Back Wheel) | Each | 1300.00 | 1000.00 | 1180.00 | 1340.00 | 1216.44 |
| Tire Car Mehran Tubeless (General) | Each | 3200.00 | 3550.00 | 3710.00 | 4000.00 | 3250.00 |
| Petrol Super | Per Litre | 113.24 | 113.24 | 113.24 | 113.24 | 113.24 |
| Hi-Speed Diesel | Per Litre | 127.14 | 127.14 | 127.14 | 127.14 | 127.14 |
| CNG | 1 kg/1 Ltr | 87.95 | 88.00 | 86.90 | 85.50 | 83.95 |
| Mobil Oil (Havoline 20w-50) | 4 Litres | 2200.00 | 2120.00 | 2224.00 | 1880.00 | 1950.00 |
| Motorcycle Service Charges | Each | 165.10 | 70.00 | 74.28 | 100.00 | 114.47 |
| Car Service Charges | Each | 315.82 | 400.00 | 295.58 | 215.44 | 430.89 |
| Tire Car Puncture Charges | Each | 86.18 | 70.00 | 70.00 | 80.00 | 55.93 |
| Car Tax 800 cc to 1500 cc | Per Year | 2775.00 | 2775.00 | 2775.00 | 2775.00 | 2775.00 |
| Train Fare Economy per Person | Per km | 1.07 | 1.07 | 1.07 | 1.07 | 1.07 |
| Train Fare AC Sleeper per Person | Per km | 4.71 | 4.71 | 4.71 | 4.71 | 4.71 |
| Train Fare AC Lower per Person | Per km | 2.66 | 2.66 | 2.66 | 2.66 | 2.66 |
| Train Fare Business Class per Person | Per km | 3.15 | 3.15 | 3.15 | 3.15 | 3.15 |
| Auto Rickshaw Fare | Minimum | 61.56 | 50.00 | 35.57 | 80.00 | 43.09 |
| Taxi Four Seater Fare | Minimum | 60.00 | 0.00 | 100.00 | 0.00 | 0.00 |
| Bus Fare Minimum Within City | Per Ticket | 20.00 | 0.00 | 10.00 | 0.00 | 0.00 |
| Bus Fare Maximum Within City | Per Ticket | 50.00 | 0.00 | 30.00 | 0.00 | 0.00 |
| Bus Fare Outside City (non AC) | Per km | 1.10 | 1.48 | 1.20 | 1.30 | 1.66 |
| Bus Fare Outside City (AC) | Per km | 1.74 | 2.40 | 1.50 | 1.50 | 2.61 |
| Mini Bus Fare Minimum Within City | Per Ticket | 0.00 | 0.00 | 9.00 | 0.00 | 0.00 |
| Mini Bus Fare Maximum Within City | Per Ticket | 0.00 | 0.00 | 21.00 | 0.00 | 0.00 |
| Suzuki Fare Minimum Within City | Per Ticket | 20.00 | 15.00 | 0.00 | 0.00 | 0.00 |
| Suzuki Fare Maximum Within City | Per Ticket | 30.00 | 20.00 | 0.00 | 0.00 | 0.00 |
| Air Fare Economy Class Per Kilometer (National Average) | Per Person | 23.96 | 23.96 | 23.96 | 23.96 | 23.96 |
| Courier Charges Minimum Within Zone Outside City (TCS) | Per Envelope | 200.00 | 200.00 | 200.00 | 200.00 | 200.00 |
| Mobile Set with Rear Camera and Without Touch Screen | Each | 2200.00 | 4000.00 | 3657.17 | 2865.14 | 3800.00 |
| Telephone Call Charges | Per Minute | 1.55 | 1.55 | 1.55 | 1.55 | 1.55 |
| Internet Charges (DSL) 1 MB (Unlimited) | Per Month | 2090.00 | 2090.00 | 2090.00 | 2090.00 | 2090.00 |
| Mobile Call Charges | Per Unit | 2.99 | 2.99 | 2.99 | 2.99 | 2.99 |
| LED Sony/Samsung 32" Colored | Each | 46000.00 | 33000.00 | 37000.00 | 38500.00 | 39000.00 |
| Personal Computer with LED Monitor (17") DELL/HP/ACER CORE i5 | Each | 78000.00 | 55000.00 | 0.00 | 0.00 | 0.00 |
| Laptop DELL/HP/ACER Core i5, Display (14'-15') | Each | 60000.00 | 74600.00 | 75000.00 | 45000.00 | 0.00 |
| Recreational Park Charges (Minimum Playland Ticket) | Per Person | 10.00 | 0.00 | 23.42 | 0.00 | 0.00 |
| Cable Charges | Per Month | 300.00 | 300.00 | 300.00 | 350.00 | 400.00 |
| English Book Class VI | Each | 82.00 | 82.00 | 82.00 | 82.00 | 82.00 |
| English Book Class IX and X | Each | 137.00 | 137.00 | 137.00 | 137.00 | 137.00 |
| English Book Class XI Complete Set | Each | 82.00 | 87.00 | 87.00 | 87.00 | 87.00 |
| English Book BA/B.SC | Each | 178.00 | 240.00 | 190.00 | 190.00 | 190.00 |
| Urdu Book Class V (Text Book Board) | Each | 62.00 | 62.00 | 62.00 | 62.00 | 62.00 |
| Urdu Book Class IX and X (Text Book Board) | Each | 148.00 | 148.00 | 148.00 | 148.00 | 148.00 |
| Urdu Book Class XI/Inter | Each | 55.00 | 55.00 | 55.00 | 55.00 | 55.00 |
| Urdu Book BA/B.SC | Each | 325.00 | 200.00 | 75.00 | 0.00 | 250.00 |
| Mathematics Book Class V (Text Book Board) | Each | 83.00 | 83.00 | 83.00 | 83.00 | 83.00 |
| Mathematics Book Class IX and X (Text Book Board) | Each | 241.00 | 268.00 | 250.00 | 270.00 | 287.00 |
| Mathematics Book Class XI (Text Book Board) | Each | 162.00 | 162.00 | 162.00 | 162.00 | 162.00 |
| Newspaper Daily Dawn | Each | 25.00 | 25.00 | 25.00 | 25.00 | 25.00 |
| Newspaper Daily Jang | Each | 20.00 | 20.00 | 20.00 | 20.00 | 20.00 |
| Akhbar-e-Jehan Weekly | Each | 70.00 | 70.00 | 70.00 | 70.00 | 70.00 |
| MAG THE WEEKLY (Magazine) | Each | 50.00 | 50.00 | 50.00 | 50.00 | 50.00 |
| Exercise Book (with Lines) 80 to 100 Pages | Each | 86.18 | 80.00 | 31.04 | 30.00 | 56.46 |
| Lead Pencil Goldfish | Each | 6.60 | 7.00 | 7.32 | 7.00 | 10.00 |
| Pen Ink Dollar 57 ml Bottle | Each | 25.00 | 20.00 | 30.00 | 25.00 | 30.00 |
| Photostat Paper 70 gm | Packet | 400.00 | 520.00 | 548.34 | 440.00 | 476.64 |
| Ballpoint Pen Local | Each | 5.65 | 10.00 | 6.60 | 7.00 | 10.00 |
| Private School Fee English Medium Average Standard (Class I) | Per Month | 3065.24 | 2200.00 | 2585.62 | 2239.51 | 1604.74 |
| Private School Fee English Medium Average Standard (Class V) | Per Month | 3065.24 | 2200.00 | 2908.06 | 2454.32 | 1604.74 |
| Private School Fee English Medium Average Standard (Class VI) | Per Month | 3065.24 | 2200.00 | 3108.82 | 2688.84 | 1743.62 |

Contd.

7.10 Intercity Consumer Prices September, 2019

| Description | Unit | Faisalabad | Jhang | Multan | D.G. Khan | Vehari |
|--|-------------|------------|----------|----------|-----------|----------|
| Private School Fee English Medium Average Standard (Class X) | Per Month | 3065.24 | 2500.00 | 3558.88 | 3324.70 | 1984.89 |
| Government College Fee First Year | Per Month | 50.00 | 50.00 | 50.00 | 50.00 | 50.00 |
| Private College Fee First Year | Per Month | 3500.00 | 1233.00 | 6295.82 | 3158.18 | 4305.28 |
| Coaching Fee for Class IX/X Science Group | Per Subject | 1400.00 | 500.00 | 387.01 | 500.00 | 2000.00 |
| Coaching Fee for Class XI/XII Science Group | Per Subject | 2000.00 | 700.00 | 662.66 | 1500.00 | 2400.00 |
| Coaching Fee for Class XI/XII Commerce Group | Per Subject | 1500.00 | 700.00 | 662.66 | 1000.00 | 2500.00 |
| Government University Fee M.Sc / M.A. | Per Month | 734.00 | 150.00 | 1833.33 | 833.00 | 2236.29 |
| Tuition Fee Private University M.Sc./M.A | Per Month | 6200.00 | 0.00 | 5507.36 | 0.00 | 4002.50 |
| Government Medical College/University Tuition Fee for MBBS (1st year) | Per Month | 1338.00 | 0.00 | 1337.50 | 1250.00 | 0.00 |
| Private Medical College/University Tuition Fee for MBBS (1st year) | Per Month | 53500.00 | 0.00 | 79166.68 | 0.00 | 0.00 |
| Government Engineering University Tuition Fee for BE (1st year) | Per Month | 2500.00 | 0.00 | 3666.66 | 0.00 | 0.00 |
| Private Engineering University Tuition Fee for BE (1st year) | Per Month | 4950.00 | 0.00 | 16000.00 | 0.00 | 0.00 |
| Vocational Training Basic Computer Short Course Fee (3 Months) | Per Course | 6200.00 | 3000.00 | 4294.46 | 3158.18 | 1000.00 |
| Bread Tandoori Standard Size | Each | 6.29 | 6.00 | 6.32 | 5.31 | 5.31 |
| Cooked Chicken at Average Hotel | Per Plate | 170.00 | 150.00 | 98.39 | 106.27 | 100.00 |
| Cooked Beef at Average Hotel | Per Plate | 166.41 | 150.00 | 108.44 | 100.00 | 109.14 |
| Cooked Daal at Average Hotel | Per Plate | 63.16 | 80.00 | 53.31 | 46.42 | 53.13 |
| Chicken Biryani Full/Double | Per Plate | 150.00 | 220.00 | 131.74 | 112.92 | 199.33 |
| Tea Prepared Ordinary | Per Cup | 21.54 | 20.00 | 24.28 | 25.00 | 21.54 |
| Pizza Chicken Medium Size (Average Quality) | Each | 291.02 | 580.00 | 235.67 | 300.00 | 416.02 |
| Burger with Shami Kabab (Average Quality) | Each | 60.00 | 60.00 | 64.25 | 53.13 | 40.00 |
| Chicken Roast (Full) (Average Quality) | Each | 700.00 | 520.00 | 587.60 | 600.00 | 493.24 |
| Seekh Kabab (Beef) (Average Quality) | 1 Dozen | 480.62 | 540.00 | 499.22 | 240.00 | 300.00 |
| Marriage Hall Charges with Furniture | Per Head | 172.35 | 150.00 | 124.06 | 110.00 | 125.00 |
| Marriage Hall Service Charges with Food (Average Meal) | Per Head | 832.03 | 500.00 | 529.99 | 430.89 | 459.79 |
| Government Hostel Accommodation Fee for Intermediate College per Student | P/Month | 10.00 | 350.00 | 1400.00 | 1200.00 | 500.00 |
| Private Hostel Accommodation Fee for Intermediate College per Student | P/Month | 3000.00 | 4500.00 | 3324.70 | 3107.23 | 0.00 |
| Hair Cut Charges for Men | Per Cut | 81.58 | 60.00 | 114.47 | 66.49 | 100.00 |
| Hair Style Charges (at Average Beauty Parlor) | Per Style | 230.50 | 300.00 | 379.01 | 265.66 | 250.00 |
| Shaving Charges | Per Shave | 50.00 | 40.00 | 53.23 | 50.00 | 56.46 |
| Electric Hair Straightener (PHILIPS) | Each | 2500.00 | 2250.00 | 2166.54 | 2000.00 | 2000.00 |
| Toilet Soap LUX 75 gm | Each | 42.85 | 42.85 | 42.85 | 42.85 | 42.85 |
| Toilet Soap LIFEBOUY 115 gm | Each | 41.07 | 41.07 | 44.15 | 41.07 | 41.07 |
| Tooth Paste COLGATE 75 gm | Each | 90.00 | 80.00 | 80.00 | 90.00 | 80.00 |
| Tooth Brush (SHIELD) | Each | 80.00 | 75.00 | 43.97 | 60.00 | 45.00 |
| Hair Color (KALA KOLA) | Tube | 134.91 | 130.00 | 140.00 | 140.00 | 130.00 |
| Hair Removing Cream (EU-Cream) 30ml Tube | Each | 80.00 | 80.00 | 70.00 | 70.00 | 70.00 |
| Shaving Cream (TOUCHME large/ADMIRAL) | Tube | 80.00 | 85.00 | 75.00 | 80.00 | 76.63 |
| Blade Treet Ordinary (10 no. Packet) | Each | 35.00 | 45.00 | 35.00 | 40.00 | 35.00 |
| Disposable Razor Gillette Blue II | Each | 50.00 | 50.00 | 50.00 | 55.00 | 45.00 |
| Shampoo Sun silk/Pantene 90 ml Bottle | Each | 100.00 | 100.00 | 111.38 | 99.00 | 99.00 |
| Lipstick Swiss Miss/Medora (Medium) | Each | 140.00 | 140.00 | 140.00 | 140.00 | 123.24 |
| Nail Polish Swiss Miss/Medora (Medium) | Each | 115.00 | 135.00 | 100.00 | 60.00 | 75.00 |
| Perfume Medium Size Broche/Medora | Each | 220.00 | 230.00 | 150.00 | 140.00 | 230.00 |
| Face Cream Ponds Medium Size (Cold) | Each | 130.00 | 130.00 | 130.00 | 130.00 | 120.00 |
| Talcum Powder Viceroy/Black Cat Large Size | Each | 170.00 | 165.00 | 185.00 | 185.00 | 185.00 |
| Hair Oil (Kala Kola hair tonic) | 200 ml | 225.00 | 190.00 | 210.00 | 190.00 | 190.00 |
| Tissue Paper Perfumed Box 100 napkins | Each | 130.00 | 105.00 | 140.00 | 140.00 | 143.26 |
| Pampers (Medium Size) | Small Pkt. | 420.00 | 240.00 | 360.00 | 230.00 | 353.30 |
| Gold Tezabi 24 Carett | 10 gm | 75000.00 | 73560.00 | 73300.00 | 76603.00 | 73730.00 |
| Silver Tezabi 24 Carett | 10 gm | 1100.00 | 986.00 | 973.00 | 968.00 | 985.00 |
| Wall Clock Quartz (Average Quality) | Each | 531.33 | 1000.00 | 479.93 | 531.33 | 695.21 |
| Artificial Jewelry (Locket Set) (Average Quality) | Each | 606.75 | 500.00 | 276.65 | 531.33 | 932.17 |
| Suitcase Ragzine (24"x16"x6") (Average Quality) | Each | 1281.50 | 1500.00 | 839.01 | 1200.00 | 1316.46 |
| Trunk Medium Size (Average Quality) | Each | 1930.98 | 1400.00 | 1183.09 | 1500.00 | 1300.00 |
| Purse Ladies Medium Size (Average Quality) | Each | 631.64 | 1000.00 | 1273.76 | 833.00 | 686.60 |

7.10 Intercity Consumer Prices September, 2019

| Description | Unit | Sargodha | Mianwali | Bahawalpur | Bahawalnagar | R.Y. Khan |
|---|---------|----------|----------|------------|--------------|-----------|
| Wheat | 10 kg | 350.00 | 360.00 | 359.16 | 430.00 | 355.00 |
| Wheat Flour (Fine/Superior Quality) | 1 kg | 50.00 | 45.00 | 45.00 | 40.98 | 40.00 |
| Wheat Flour (Average Quality) | 1 kg | 45.00 | 43.00 | 44.00 | 42.00 | 39.00 |
| Wheat Flour Bag | 20 kg | 810.00 | 860.00 | 864.00 | 808.00 | 808.00 |
| Suji | 1 kg | 60.00 | 55.00 | 50.00 | 50.00 | 50.00 |
| Vermicelli (Packet) | 1 kg | 100.00 | 140.00 | 86.53 | 80.00 | 90.00 |
| Besan | 1 kg | 126.58 | 140.00 | 133.25 | 168.33 | 120.00 |
| Rice Basmati (Superior Quality) | 1 kg | 150.00 | 160.00 | 143.26 | 160.00 | 150.00 |
| Rice Basmati 385/386 | 1 kg | 78.30 | 100.00 | 136.58 | 100.00 | 80.00 |
| Rice Basmati Broken (Average Quality) | 1 kg | 73.19 | 100.00 | 60.00 | 83.20 | 90.00 |
| Rice IRRI-6/9 (Sindh/Punjab) | 1 kg | 80.00 | 60.00 | 48.27 | 70.00 | 50.00 |
| Bread plain (Medium Size) | Each | 45.00 | 50.00 | 50.00 | 50.00 | 45.00 |
| Rusk (Papay) (Average Quality) | 1 kg | 206.46 | 240.00 | 250.00 | 240.00 | 220.00 |
| Biscuit Bakery (Loose, Average Quality) | 250 gm | 83.20 | 80.00 | 120.00 | 100.00 | 100.00 |
| Samosa (Vegetable, Average Quality) | Each | 16.51 | 20.00 | 10.63 | 20.00 | 20.00 |
| Nimko (Loose, Average Quality) | 250 gm | 70.00 | 80.00 | 63.16 | 80.00 | 100.00 |
| Beef with Bone (Average Quality) | 1 kg | 420.00 | 400.00 | 359.73 | 450.00 | 350.00 |
| Mutton (Average Quality) | 1 kg | 950.00 | 750.00 | 716.28 | 833.00 | 700.00 |
| Chicken Farm Broiler (Live) | 1 kg | 180.00 | 196.00 | 180.00 | 164.00 | 206.00 |
| Fish Rahu (Medium Size) | 1 kg | 250.00 | 350.00 | 286.51 | 200.00 | 300.00 |
| Milk fresh (Un-boiled) | 1 Litre | 75.00 | 80.00 | 70.00 | 85.00 | 80.00 |
| Milk Tetra Pack 1 Litre (MILK PAK/HALEEB/OLPERS) | Each | 133.31 | 135.00 | 135.00 | 130.00 | 130.00 |
| Curd | 1 kg | 93.22 | 90.00 | 80.00 | 85.00 | 90.00 |
| LACTOGEN 400 gm Packet | Each | 550.00 | 520.00 | 550.00 | 550.00 | 520.00 |
| Powdered Milk NIDO 390 gm Polybag | Each | 451.28 | 450.00 | 440.00 | 419.76 | 429.00 |
| Eggs Farm | Dozen | 95.00 | 100.00 | 94.00 | 88.30 | 94.00 |
| Butter Local Packed 50 gm | Each | 40.00 | 60.00 | 80.00 | 40.00 | 30.00 |
| Mustard Oil (Average Quality) | 1 kg | 193.28 | 240.00 | 173.27 | 183.27 | 200.00 |
| Cooking Oil DALDA or Other Similar Brand (SN), 5 Litre Tin | Each | 1140.00 | 1145.00 | 1145.00 | 1145.00 | 1145.00 |
| Vegetable Ghee DALDA/HABIB 2.5 kg Tin | Each | 545.00 | 580.00 | 545.00 | 545.00 | 545.00 |
| Vegetable Ghee DALDA/HABIB or Other superior Quality 1 kg Pouch | Each | 215.00 | 220.00 | 180.00 | 212.00 | 212.00 |
| Almonds (Badam) Kaghazi with Shell (Average Quality) | 1 kg | 650.00 | 600.00 | 716.28 | 800.00 | 800.00 |
| Groundnuts (Moong Phali) with shell | 1 kg | 292.74 | 280.00 | 226.47 | 200.00 | 280.00 |
| Kinnu (Average Quality) | 1 Dozen | 0.00 | 0.00 | 0.00 | 0.00 | 0.00 |
| Apple (Average Quality) | 1 kg | 112.92 | 140.00 | 153.26 | 106.27 | 130.00 |
| Peach (Average Quality) | 1 kg | 0.00 | 0.00 | 0.00 | 0.00 | 0.00 |
| Grapes (Angoor) (Average Quality) | 1 kg | 200.00 | 160.00 | 252.65 | 123.24 | 150.00 |
| Bananas (Kela) Local | 1 Dozen | 60.00 | 80.00 | 73.19 | 53.13 | 80.00 |
| Mango Kalmi (Average Quality) | 1 kg | 0.00 | 0.00 | 0.00 | 0.00 | 0.00 |
| Guava (Amrood) (Average Quality) | 1 kg | 80.00 | 100.00 | 73.19 | 36.34 | 80.00 |
| Watermelon (Turbooz) | 1 kg | 0.00 | 0.00 | 0.00 | 0.00 | 0.00 |
| Muskmelon (Kharbuza) | 1 kg | 0.00 | 0.00 | 0.00 | 0.00 | 0.00 |
| Pulse Masoor (Washed) | 1 kg | 140.00 | 160.00 | 120.00 | 140.00 | 100.00 |
| Pulse Moong (Washed) | 1 kg | 180.00 | 180.00 | 170.00 | 200.00 | 160.00 |
| Pulse Mash (Washed) | 1 kg | 200.00 | 180.00 | 170.00 | 200.00 | 170.00 |
| Pulse Gram | 1 kg | 113.24 | 140.00 | 130.00 | 140.00 | 120.00 |
| Gram Whole Black (Average Quality) | 1 kg | 120.00 | 100.00 | 110.00 | 120.00 | 110.00 |
| Gram Whole Yellow (Average Quality) | 1 kg | 150.00 | 150.00 | 156.59 | 203.28 | 130.00 |
| Beans Red/White (Lobia) | 1 kg | 180.00 | 160.00 | 156.65 | 206.61 | 180.00 |
| Potatoes | 1 kg | 25.00 | 25.00 | 36.59 | 80.00 | 30.00 |
| Chips (Loose) | 250 gm | 100.00 | 50.00 | 70.00 | 61.62 | 100.00 |
| Onions | 1 kg | 70.00 | 80.00 | 70.00 | 76.63 | 70.00 |
| Tomatoes | 1 kg | 40.00 | 50.00 | 60.00 | 58.28 | 80.00 |
| Turnip (Shalgham) | 1 kg | 0.00 | 0.00 | 0.00 | 0.00 | 0.00 |
| Radish (Mooli) | 1 kg | 73.19 | 0.00 | 0.00 | 0.00 | 0.00 |
| Cauliflower (Phool Gobhi) | 1 kg | 0.00 | 0.00 | 0.00 | 0.00 | 0.00 |
| Bottlegourd (Loki) | 1 kg | 63.16 | 70.00 | 73.19 | 120.00 | 60.00 |
| Lady Finger (Bhindi) | 1 kg | 100.00 | 80.00 | 93.22 | 73.19 | 100.00 |
| Peas (Matar) | 1 kg | 0.00 | 0.00 | 0.00 | 0.00 | 0.00 |
| Spinach (Paalak) | 1 kg | 30.00 | 45.00 | 21.54 | 40.00 | 30.00 |

Contd.

7.10 Intercity Consumer Prices September, 2019

| Description | Unit | Sargodha | Mianwali | Bahawalpur | Bahawalnagar | R.Y. Khan |
|---|----------|----------|----------|------------|--------------|-----------|
| Tinda | 1 kg | 120.00 | 0.00 | 106.27 | 86.18 | 120.00 |
| Turai | 1 kg | 40.00 | 50.00 | 63.16 | 120.00 | 100.00 |
| Karela | 1 kg | 100.00 | 70.00 | 106.27 | 120.00 | 100.00 |
| Chilies (Green) | 250 gm | 20.00 | 25.00 | 21.54 | 20.00 | 30.00 |
| Carrot (Gajar) | 1 kg | 0.00 | 0.00 | 0.00 | 0.00 | 0.00 |
| Cucumber (Kheera) | 1 kg | 56.46 | 70.00 | 66.49 | 70.00 | 80.00 |
| Lemon | 250 gm | 30.00 | 40.00 | 30.00 | 26.57 | 40.00 |
| Garlic (Lehsun) | 1 kg | 280.00 | 280.00 | 240.00 | 240.00 | 240.00 |
| Sugar Refined | 1 kg | 75.33 | 76.00 | 74.33 | 73.00 | 70.00 |
| Gur (Average Quality) | 1 kg | 120.00 | 120.00 | 120.00 | 113.24 | 100.00 |
| Honey MARHABA Bottle 500 gm | Each | 430.00 | 375.00 | 400.00 | 380.00 | 375.00 |
| Sweetmeat (Mixed Mithai) | 1 kg | 319.58 | 360.00 | 430.89 | 306.52 | 400.00 |
| Ice Cream Walls Cup (Large Size) | Each | 50.00 | 50.00 | 50.00 | 50.00 | 50.00 |
| Cumin seed (Zeera) White NATIONAL 50 gm Packet | Each | 75.00 | 70.00 | 70.00 | 70.00 | 70.00 |
| Pepper Black NATIONAL 50 gm Packet | Each | 110.00 | 110.00 | 110.00 | 110.00 | 110.00 |
| Coriander Seed Powder NATIONAL 200 gm Packet | Each | 130.00 | 130.00 | 130.00 | 130.00 | 130.00 |
| Cardamom Large (Loose) (Average Quality) | 50 gm | 180.00 | 250.00 | 170.00 | 150.00 | 110.00 |
| Cardamom Small (Average Quality) | 50 gm | 250.00 | 280.00 | 213.28 | 200.00 | 170.00 |
| Salt Powdered (NATIONAL/SHAN) 800 gm Packet | Each | 30.00 | 30.00 | 30.00 | 30.00 | 30.00 |
| Chilies Powder NATIONAL 200 gm Packet | Each | 150.00 | 150.00 | 150.00 | 150.00 | 150.00 |
| Turmeric Powder NATIONAL 50 gm Packet | Each | 40.00 | 40.00 | 40.00 | 40.00 | 40.00 |
| Tomato Ketchup MITCHELLS/NATIONAL 1 kg Polybag | Each | 220.00 | 255.00 | 220.00 | 220.00 | 220.00 |
| Pickle MITCHELLS/NATIONAL Bottle (340 gm-400 gm) | Each | 130.00 | 150.00 | 130.00 | 150.00 | 145.00 |
| Ginger (Adrak) | 500 gm | 193.10 | 190.00 | 168.32 | 148.31 | 175.00 |
| Custard Powder RAFHAN 300 gm Packet | Each | 85.00 | 85.00 | 89.47 | 85.00 | 85.00 |
| Tea Lipton Yellow Label 190 gm Packet | Each | 210.00 | 230.00 | 230.00 | 210.00 | 230.00 |
| Cold Drink (PEPSI/COCA-COLA) 1.5 Liter Bottle | Each | 100.00 | 100.00 | 100.00 | 100.00 | 95.00 |
| Fruit Juice Small Packet 250 ml | Each | 25.00 | 20.00 | 20.00 | 25.00 | 20.00 |
| Mineral Water NESTLE 1.5 Liter | Each | 60.00 | 60.00 | 55.00 | 60.00 | 55.00 |
| JAM-E-SHIREEN Standard Size (800 ml) | 1 Bottle | 213.28 | 220.00 | 220.00 | 210.00 | 200.00 |
| Cigarettes Capstan 20'S Packet | Each | 80.00 | 80.00 | 80.00 | 80.00 | 80.00 |
| Cigarettes Gold Leaf 20'S Packet | Each | 170.00 | 170.00 | 170.00 | 180.00 | 170.00 |
| Pan Prepared (Sweet with Beetle Nuts) | Each | 30.00 | 50.00 | 46.42 | 26.57 | 30.00 |
| Long Cloth 57" Gul Ahmed/Al Karam | 1 Metre | 275.00 | 250.00 | 330.25 | 440.00 | 350.00 |
| Shirting (Average Quality) | 1 Metre | 170.00 | 280.00 | 153.26 | 319.68 | 240.00 |
| Pant Cloth Wash & Wear (Average Quality) | 1 Metre | 581.50 | 450.00 | 666.26 | 640.00 | 520.00 |
| Lawn Printed Gul Ahmed/Al Karam | 1 Metre | 393.34 | 230.00 | 417.24 | 430.00 | 370.00 |
| Georgette (Average Quality) | 1 Metre | 150.00 | 140.00 | 106.27 | 270.00 | 300.00 |
| Linen, Ladies (Average Quality) | 1 Metre | 150.00 | 160.00 | 126.58 | 309.68 | 325.00 |
| Heavy Weight Suiting LAWRENCE PUR (Average Quality) | 1 Metre | 1000.00 | 0.00 | 2700.00 | 1600.00 | 1800.00 |
| Full Pant Boy Length 24"/26" | Each | 466.08 | 500.00 | 458.18 | 650.00 | 500.00 |
| Shirt Boy Length 24"/26" | Each | 315.82 | 400.00 | 383.15 | 490.00 | 500.00 |
| School Uniform Boys (Pant & Shirt) 24"/26" | Suit | 550.00 | 850.00 | 716.28 | 1400.00 | 1000.00 |
| School Uniform Girls (Kameez & Shalwar) 24"/26" | Suit | 466.08 | 850.00 | 691.57 | 1166.43 | 850.00 |
| Awami Suit Gents Wash & Wear (Average Quality) | Suit | 2466.21 | 1400.00 | 1165.70 | 1800.00 | 1750.00 |
| Women Shalwar Kameez (Average Quality) | Suit | 1698.04 | 1200.00 | 2995.55 | 1850.00 | 2800.00 |
| Pullover Gents Oxford/Bonanza | Each | 3990.00 | 3500.00 | 3729.61 | 4000.00 | 3430.00 |
| Pullover Ladies Oxford/Bonanza | Each | 3050.00 | 3200.00 | 2912.95 | 3600.00 | 2530.00 |
| Pullover Gents (Average Quality) | Each | 1062.66 | 1200.00 | 1032.28 | 1790.00 | 900.00 |
| Tailoring Charges Shirt (Men) | Each | 582.85 | 600.00 | 616.22 | 500.00 | 600.00 |
| Tailoring Charges Pant (Men) | Each | 965.49 | 500.00 | 932.17 | 966.38 | 800.00 |
| Tailoring Charges Awami Suit (Male) | Suit | 700.00 | 600.00 | 716.28 | 866.35 | 800.00 |
| Tailoring Charges Simple Suit (Female) | Suit | 748.89 | 500.00 | 600.00 | 650.00 | 600.00 |
| Underwear Medium Size (Average Quality) | Each | 170.00 | 170.00 | 129.27 | 300.00 | 230.00 |
| Vest "Baniyan" for Men Average Quality | Each | 150.00 | 170.00 | 182.97 | 300.00 | 230.00 |
| Brassier (Average Quality) | Each | 159.40 | 200.00 | 163.05 | 400.00 | 280.00 |
| Socks Nylon Local (Average Quality) | Pair | 123.24 | 120.00 | 133.25 | 200.00 | 125.00 |
| Dopatta Georgette (Average Quality) | Each | 265.66 | 270.00 | 333.13 | 525.00 | 700.00 |
| Dopatta Cotton (Average Quality) | Each | 250.00 | 200.00 | 350.00 | 500.00 | 350.00 |
| Chaddar (Wash-n-Wear) (2x2.5 Meter) | Each | 500.00 | 320.00 | 416.02 | 728.33 | 600.00 |
| Washing Charges Pant and Shirt Both | Each | 200.00 | 150.00 | 133.25 | 93.22 | 153.26 |

Contd.

7.10 Intercity Consumer Prices September, 2019

| Description | Unit | Sargodha | Mianwali | Bahawalpur | Bahawalnagar | R.Y. Khan |
|---|-----------|-----------|-----------|------------|--------------|-----------|
| Dry Cleaning Charges Pant Coat Both | Suit | 450.00 | 400.00 | 483.19 | 503.31 | 600.00 |
| Washing Charges Shalwar Kameez | Suit | 120.00 | 70.00 | 123.24 | 70.00 | 112.92 |
| Gents Shoes Paul Bata | Pair | 1299.00 | 1299.00 | 1299.00 | 1299.00 | 1299.00 |
| Gents Sandal Bata | Pair | 1199.00 | 1199.00 | 1199.00 | 1199.00 | 1199.00 |
| Gents Sponge Chappal Bata | Pair | 199.00 | 199.00 | 199.00 | 199.00 | 199.00 |
| Ladies Sandal Bata | Pair | 599.00 | 599.00 | 599.00 | 599.00 | 599.00 |
| Ladies Sponge Chappal Bata | Pair | 179.00 | 179.00 | 179.00 | 179.00 | 179.00 |
| Children Shoes Power Lite Bata | Pair | 1199.00 | 1199.00 | 1199.00 | 1199.00 | 1199.00 |
| Gents Shoes Servis | Pair | 999.00 | 999.00 | 999.00 | 999.00 | 999.00 |
| Cheetah 50 Size 3-5 Servis | Pair | 1599.00 | 1599.00 | 1599.00 | 1599.00 | 1599.00 |
| Shoe Repair Full Sole | Pair | 150.00 | 80.00 | 200.00 | 100.00 | 100.00 |
| Shoe Polish Charges | Pair | 20.00 | 20.00 | 30.00 | 30.00 | 30.00 |
| House Rent Combined | Quarterly | 7999.00 | 6340.00 | 7710.00 | 6586.00 | 5083.00 |
| Synthetic Enamel ICI Balti 3.64 Litre | Each | 3265.00 | 2500.00 | 3265.00 | 2778.00 | 2726.00 |
| Cement (Local) 50 kg Bag | Each | 500.00 | 500.00 | 480.00 | 480.00 | 480.00 |
| Bricks New 1st Class | 1000 No. | 8000.00 | 6800.00 | 6162.24 | 6000.00 | 6500.00 |
| Cement Blocks (6"x8"x12") | 100 No. | 0.00 | 0.00 | 0.00 | 0.00 | 3500.00 |
| Bajri | 100 cu ft | 5200.00 | 4000.00 | 5661.86 | 8500.00 | 6500.00 |
| Sand (Black Pit) | 100 cu ft | 2000.00 | 3000.00 | 3433.01 | 3000.00 | 2000.00 |
| Iron Bars (M.S. BAR) 1/2 " 40 Grade | 1 Ton | 115000.00 | 117000.00 | 116456.90 | 122332.43 | 113000.00 |
| Painter Wage Rate | Per Day | 1032.28 | 1200.00 | 1000.00 | 933.03 | 900.00 |
| Mason Wage Rate | Per Day | 1265.77 | 1200.00 | 1032.28 | 1000.00 | 1000.00 |
| Unskilled Labor Wage Rate | Per Day | 782.97 | 600.00 | 600.00 | 600.00 | 500.00 |
| Plumber Wage Rate | Per Day | 1500.00 | 1200.00 | 1000.00 | 800.00 | 900.00 |
| Electrician Charges | Per Point | 150.00 | 150.00 | 120.00 | 100.00 | 100.00 |
| Water Charges Per House | Monthly | 125.00 | 100.00 | 0.00 | 100.00 | 70.00 |
| Charges for Refuse/Waste Collection | Monthly | 181.71 | 300.00 | 0.00 | 0.00 | 150.00 |
| Electricity Charges upto 50 Units | Per Unit | 3.70 | 3.70 | 3.70 | 3.70 | 3.70 |
| Electricity Charges 51-100 Units | Per Unit | 7.39 | 7.39 | 7.39 | 7.39 | 7.39 |
| Electricity Charges 101-300 Units | Per Unit | 9.84 | 9.84 | 9.84 | 9.84 | 9.84 |
| Electricity Charges 301-700 Units | Per Unit | 11.33 | 11.33 | 11.33 | 11.33 | 11.33 |
| Electricity Charges Above 700 Units | Per Unit | 17.76 | 17.76 | 17.76 | 17.76 | 17.76 |
| Electricity Charges Combined | Per Unit | 10.00 | 10.00 | 10.00 | 10.00 | 10.00 |
| Gas Charges upto 3.3719 MMBTU | MMBTU | 141.57 | 0.00 | 141.57 | 141.57 | 141.57 |
| Gas Charges 3.3719 - 6.7438 MMBTU | MMBTU | 162.00 | 0.00 | 162.00 | 162.00 | 162.00 |
| Gas Charges 6.7438 - 10.1157 MMBTU | MMBTU | 351.00 | 0.00 | 351.00 | 351.00 | 351.00 |
| Gas Charges 10.1157 - 13.4876 MMBTU | MMBTU | 555.10 | 0.00 | 555.10 | 555.10 | 555.10 |
| Gas Charges Above 13.4876 MMBTU | MMBTU | 1141.26 | 0.00 | 1141.26 | 1141.26 | 1141.26 |
| Gas Charges Combined | MMBTU | 470.23 | 0.00 | 470.23 | 470.23 | 470.23 |
| LPG 11.67 kg Cylinder | Each | 1150.00 | 1250.00 | 1210.00 | 1300.00 | 1284.00 |
| Firewood Whole | 40 kg | 550.00 | 450.00 | 666.26 | 700.00 | 450.00 |
| Chair Sheesham Wood with Arm | Each | 4000.00 | 3000.00 | 3065.24 | 6000.00 | 1864.34 |
| Chair Plastic (Chairman) (Average Quality) | Each | 1232.45 | 1400.00 | 1632.66 | 1250.00 | 1000.00 |
| Central Table Set with Glass Top | Set | 12331.06 | 19000.00 | 7663.09 | 16000.00 | 12000.00 |
| Sofa Set Five Seater | Set | 18643.40 | 22000.00 | 30652.38 | 35000.00 | 20000.00 |
| Dining Table wit Glass Top and Six Chairs (Average Quality) | Set | 38655.30 | 22000.00 | 51614.01 | 42000.00 | 33000.00 |
| Cot Iron (Charpai) | Each | 2432.88 | 2500.00 | 4065.59 | 3466.34 | 2500.00 |
| Steel Almirah | Each | 16000.00 | 12500.00 | 16326.62 | 17000.00 | 8000.00 |
| Mattress Foam Single Bed Molty/Diamond (4" Thick) | Each | 6900.00 | 6800.00 | 6000.00 | 8200.00 | 6000.00 |
| Tube Light Philips 40 Watt | Each | 230.00 | 110.00 | 230.00 | 180.00 | 120.00 |
| Energy Saver Philips 14 Watt | Each | 180.00 | 150.00 | 175.00 | 170.00 | 165.00 |
| Plain Carpet | 1 sq ft | 56.46 | 65.00 | 26.57 | 60.00 | 45.00 |
| Readymade Quilt (3 kg) | Each | 2000.00 | 1600.00 | 1432.57 | 1500.00 | 750.00 |
| Blanket Single (SN) | Each | 2000.00 | 3200.00 | 2656.65 | 3800.00 | 2400.00 |
| Bed Sheet Single (Superior Quality) | Each | 800.00 | 700.00 | 1632.66 | 1000.00 | 550.00 |
| Bed Sheet Double with two Pillow Covers (Superior Quality) | Set | 1600.00 | 1000.00 | 2332.86 | 2749.70 | 1900.00 |
| Towel Medium Size (3' x 2') | Each | 250.00 | 300.00 | 253.29 | 682.92 | 330.00 |
| Ceiling Fan 56" Pak/Younas/Millat | Each | 4597.86 | 4000.00 | 4175.00 | 4100.00 | 3600.00 |
| Refrigerator Dawlance/Pel 10 Cubic feet Double Door | Each | 33500.00 | 40000.00 | 37950.00 | 44700.00 | 32500.00 |
| Split Air Conditioner Orient/LG/Dawlance 1.5 Ton | Each | 54000.00 | 62000.00 | 54700.00 | 48000.00 | 50000.00 |
| Air Cooler Super Asia ECM-4000/JC-1000 | Each | 16500.00 | 19800.00 | 18500.00 | 18500.00 | 14500.00 |

Contd.

7.10 Intercity Consumer Prices September, 2019

| Description | Unit | Sargodha | Mianwali | Bahawalpur | Bahawalnagar | R.Y. Khan |
|---|-------------|------------|------------|------------|--------------|------------|
| Washing Machine with Spinner (Super Asia or Similar Brand) (SN) | Each | 18500.00 | 16000.00 | 19300.00 | 18600.00 | 17000.00 |
| Sewing Machine (SN) Without Cover | Each | 6000.00 | 5210.00 | 8000.00 | 8200.00 | 8300.00 |
| Geyser Super Asia Large Size 30 Gallons (Gas) | Each | 20900.00 | 22000.00 | 21700.00 | 28050.00 | 17150.00 |
| Electric Iron Dry (National/West Point) | Each | 2616.56 | 2500.00 | 6000.00 | 2166.15 | 2400.00 |
| Frying Pan Non-stick Medium Size Sonex | Each | 725.00 | 700.00 | 833.00 | 900.00 | 660.00 |
| Water Set (OMROC) 6 Glasses + jug | Set | 580.00 | 750.00 | 666.26 | 653.32 | 500.00 |
| Tea Set Pakistani (China-Ware) Set of 21 Pieces | Set | 3800.00 | 2500.00 | 2865.14 | 3516.59 | 2900.00 |
| Dinner Set Plastic 72 Pieces Super Quality | Set | 7500.00 | 8500.00 | 8298.80 | 9300.00 | 7600.00 |
| Bucket (Balti) Plastic Medium Size | Each | 450.00 | 600.00 | 458.18 | 550.00 | 300.00 |
| Lota Plastic Medium Size (Average Quality) | Each | 50.00 | 80.00 | 86.18 | 85.00 | 70.00 |
| Water Pump Golden Monoblock/Donkey 0.5 H.P | Each | 6866.02 | 9800.00 | 6733.17 | 14000.00 | 7500.00 |
| Sufi Washing Soap 250 gm Cake | Each | 50.00 | 50.00 | 50.00 | 50.00 | 40.00 |
| Surf Excel 500 gm Polybag | Each | 155.00 | 155.00 | 155.00 | 180.00 | 150.00 |
| Express Washing Powder 1 KG Polybag | Each | 210.00 | 210.00 | 210.00 | 199.00 | 210.00 |
| Cleanser Powder Vim 900 gm Polybag | Each | 80.00 | 80.00 | 80.00 | 88.00 | 80.00 |
| Finis 400 ml Bottle | Each | 180.00 | 0.00 | 200.00 | 214.57 | 220.00 |
| Phenyl Tyfon/Finis 2.75 Litre Bottle | Each | 180.00 | 190.00 | 190.00 | 180.00 | 170.00 |
| Harpic 500 ml Bottle | Each | 200.00 | 199.00 | 199.00 | 200.00 | 190.00 |
| Boot Polish Cherry/KIWI 42 ml | Each | 140.00 | 140.00 | 140.00 | 140.00 | 140.00 |
| Robin Blue Liquid 75 ml Bottle | Each | 70.00 | 65.00 | 70.00 | 110.00 | 70.00 |
| Match Box | Each | 3.00 | 3.00 | 2.29 | 3.00 | 3.00 |
| Household Servant Female Part Time | Per Month | 3659.31 | 2500.00 | 2154.43 | 5828.48 | 1800.00 |
| Septran Tablets | 10 No. | 20.00 | 26.85 | 20.10 | 26.85 | 20.89 |
| Panadol Tablets Plain | 10 No. | 13.23 | 13.23 | 13.23 | 13.23 | 13.23 |
| Flagyl Tablets 400 mg | 10 No. | 20.15 | 20.15 | 20.15 | 20.15 | 20.15 |
| Ventolin Tablets 2 mg | 10 No. | 10.40 | 10.40 | 10.40 | 10.40 | 10.40 |
| Daonil Tablets 5 mg | 10 No. | 21.66 | 21.66 | 21.66 | 21.66 | 21.66 |
| Entox Tablets | 10 No. | 16.00 | 16.00 | 16.00 | 16.00 | 16.00 |
| CAC 1000 Tablets Sandoz Bottle | Each | 153.04 | 153.04 | 153.04 | 153.04 | 153.04 |
| Amoxil Capsule 250 mg | 10 No. | 43.10 | 43.10 | 43.10 | 43.10 | 43.10 |
| Lederplex Syrup Bottle | Each | 52.74 | 52.74 | 52.74 | 52.74 | 52.74 |
| Phenergan Syrup 120 ml Bottle | Each | 42.25 | 42.25 | 42.25 | 42.25 | 42.25 |
| Calpol Syrup 100 ml Bottle | Each | 58.89 | 58.89 | 58.89 | 58.89 | 58.89 |
| Hydriyllin Syrup 120 ml Bottle | Each | 69.00 | 69.00 | 69.00 | 69.00 | 69.00 |
| Inderal Tablets 10 mg | 10 No. | 16.65 | 16.65 | 16.65 | 16.65 | 16.65 |
| Betnovate-N Ointment 10 gm Tube | Each | 33.35 | 29.77 | 33.35 | 29.77 | 33.35 |
| Johar Joshanda Instant (Sachet) Packet | Each | 10.00 | 10.00 | 10.00 | 10.00 | 10.00 |
| Glaxose-D 400 gm Packet | Each | 140.00 | 140.00 | 140.00 | 140.00 | 140.00 |
| Dettol Medium Bottle | Each | 150.00 | 150.00 | 150.00 | 150.00 | 150.00 |
| Electronic BP Checking Apparatus | Each | 3000.00 | 3500.00 | 4265.64 | 3000.00 | 2400.00 |
| Glucometer | Each | 1400.00 | 2500.00 | 3433.01 | 3200.00 | 1200.00 |
| Doctor (MBBS) Clinic Fee | Per Patient | 165.10 | 500.00 | 200.00 | 631.64 | 300.00 |
| Gynecologist Fee Per Visit | Per Patient | 564.62 | 400.00 | 669.43 | 631.64 | 600.00 |
| Dental Surgeon Fee Per Visit | Per Patient | 500.00 | 400.00 | 500.00 | 400.00 | 600.00 |
| Dental Extraction Fee | Per Tooth | 430.89 | 500.00 | 1144.71 | 500.00 | 300.00 |
| Urine Test (DR) Charges | Per Test | 100.00 | 200.00 | 150.00 | 70.00 | 100.00 |
| Blood Test (CP) Charges | Per Test | 330.19 | 400.00 | 430.89 | 315.82 | 350.00 |
| Sugar Test (Random/Fasting) Charges of Both | Per Test | 100.00 | 300.00 | 126.33 | 100.00 | 150.00 |
| ECG Charges | Per Test | 215.44 | 300.00 | 265.66 | 300.00 | 200.00 |
| X-RAY (Chest) Charges | Per X-ray | 500.00 | 500.00 | 416.02 | 430.89 | 300.00 |
| Ultrasound Abdominal | Per Test | 861.77 | 700.00 | 430.89 | 400.00 | 700.00 |
| Physiotherapist Fee Per Visit | Per Patient | 531.33 | 500.00 | 500.00 | 300.00 | 500.00 |
| Cost of Surgery (C-Section) | Per Case | 29719.61 | 25000.00 | 28231.08 | 25649.64 | 25000.00 |
| Car Suzuki 800 cc Without AC | Each | 970000.00 | 839000.00 | 846500.00 | 0.00 | 839000.00 |
| Car Suzuki 1000 cc | Each | 1745000.00 | 1745000.00 | 1760000.00 | 1625000.00 | 1745000.00 |
| Car Toyota 1300 cc Xli | Each | 2533000.00 | 0.00 | 2551000.00 | 0.00 | 2526000.00 |
| Car Honda Civic Turbo 1.5 VTEC | Each | 4413500.00 | 0.00 | 0.00 | 0.00 | 4413600.00 |
| Motorcycle Honda CD 70 | Each | 74900.00 | 74500.00 | 74900.00 | 74900.00 | 74900.00 |
| Motorcycle United/Unique 70 cc | Each | 45000.00 | 46000.00 | 44500.00 | 45500.00 | 46000.00 |
| Bicycle | Each | 9500.00 | 9000.00 | 8663.50 | 10866.26 | 8800.00 |
| Tire Motorcycle CD 70 (Back Wheel) | Each | 1150.00 | 1400.00 | 1466.48 | 1223.32 | 1200.00 |

Contd.

7.10 Intercity Consumer Prices September, 2019

| Description | Unit | Sargodha | Mianwali | Bahawalpur | Bahawalnagar | R.Y. Khan |
|---|--------------|----------|----------|------------|--------------|-----------|
| Tire Car Mehran Tubeless (General) | Each | 3200.00 | 3600.00 | 4533.09 | 3750.00 | 3500.00 |
| Petrol Super | Per Litre | 113.24 | 113.24 | 113.24 | 113.24 | 113.24 |
| Hi-Speed Diesel | Per Litre | 127.14 | 127.14 | 127.14 | 127.14 | 127.14 |
| CNG | 1 kg/1 Ltr | 87.99 | 0.00 | 87.95 | 88.75 | 86.95 |
| Mobil Oil (Havoline 20w-50) | 4 Litres | 2480.00 | 2240.00 | 2272.00 | 1796.66 | 1980.00 |
| Motorcycle Service Charges | Each | 100.00 | 150.00 | 100.00 | 86.53 | 100.00 |
| Car Service Charges | Each | 400.00 | 400.00 | 365.93 | 315.82 | 350.00 |
| Tire Car Puncture Charges | Each | 86.18 | 100.00 | 70.00 | 96.55 | 100.00 |
| Car Tax 800 cc to 1500 cc | Per Year | 2775.00 | 2775.00 | 2775.00 | 2775.00 | 2775.00 |
| Train Fare Economy per Person | Per km | 1.07 | 1.07 | 1.07 | 1.07 | 1.07 |
| Train Fare AC Sleeper per Person | Per km | 4.71 | 4.71 | 4.71 | 4.71 | 4.71 |
| Train Fare AC Lower per Person | Per km | 2.66 | 2.66 | 2.66 | 2.66 | 2.66 |
| Train Fare Business Class per Person | Per km | 3.15 | 3.15 | 3.15 | 3.15 | 3.15 |
| Auto Rickshaw Fare | Minimum | 63.16 | 60.00 | 86.18 | 53.13 | 70.00 |
| Taxi Four Seater Fare | Minimum | 60.00 | 0.00 | 0.00 | 110.00 | 150.00 |
| Bus Fare Minimum Within City | Per Ticket | 0.00 | 0.00 | 0.00 | 0.00 | 0.00 |
| Bus Fare Maximum Within City | Per Ticket | 0.00 | 0.00 | 0.00 | 0.00 | 0.00 |
| Bus Fare Outside City (non AC) | Per km | 1.90 | 1.80 | 0.93 | 1.90 | 1.25 |
| Bus Fare Outside City (AC) | Per km | 2.80 | 2.40 | 2.26 | 2.85 | 1.60 |
| Mini Bus Fare Minimum Within City | Per Ticket | 0.00 | 0.00 | 0.00 | 0.00 | 0.00 |
| Mini Bus Fare Maximum Within City | Per Ticket | 0.00 | 0.00 | 0.00 | 0.00 | 0.00 |
| Suzuki Fare Minimum Within City | Per Ticket | 20.00 | 20.00 | 11.00 | 13.10 | 0.00 |
| Suzuki Fare Maximum Within City | Per Ticket | 20.00 | 25.00 | 20.00 | 30.00 | 0.00 |
| Air Fare Economy Class Per Kilometer (National Average) | Per Person | 23.96 | 23.96 | 23.96 | 23.96 | 23.96 |
| Courier Charges Minimum Within Zone Outside City (TCS) | Per Envelope | 200.00 | 200.00 | 200.00 | 200.00 | 200.00 |
| Mobile Set with Rear Camera and Without Touch Screen | Each | 2816.57 | 3500.00 | 5500.00 | 3666.59 | 3650.00 |
| Telephone Call Charges | Per Minute | 1.55 | 1.55 | 1.55 | 1.55 | 1.55 |
| Internet Charges (DSL) 1 MB (Unlimited) | Per Month | 2090.00 | 2090.00 | 2090.00 | 2090.00 | 2090.00 |
| Mobile Call Charges | Per Unit | 2.99 | 2.99 | 2.99 | 2.99 | 2.99 |
| LED Sony/Samsung 32" Colored | Each | 35000.00 | 32000.00 | 36999.00 | 31000.00 | 31000.00 |
| Personal Computer with LED Monitor (17") DELL/HP/ACER CORE i5 | Each | 55000.00 | 55000.00 | 0.00 | 63000.00 | 55000.00 |
| Laptop DELL/HP/ACER Core i5, Display (14'-15') | Each | 80000.00 | 50000.00 | 0.00 | 51324.60 | 60000.00 |
| Recreational Park Charges (Minimum Playland Ticket) | Per Person | 33.02 | 20.00 | 11.29 | 0.00 | 40.00 |
| Cable Charges | Per Month | 300.00 | 250.00 | 300.00 | 350.00 | 300.00 |
| English Book Class VI | Each | 82.00 | 82.00 | 82.00 | 82.00 | 82.00 |
| English Book Class IX and X | Each | 137.00 | 137.00 | 137.00 | 137.00 | 137.00 |
| English Book Class XI Complete Set | Each | 87.00 | 87.00 | 81.00 | 82.00 | 81.00 |
| English Book BA/B.SC | Each | 0.00 | 285.00 | 290.00 | 260.00 | 200.00 |
| Urdu Book Class V (Text Book Board) | Each | 62.00 | 62.00 | 62.00 | 62.00 | 62.00 |
| Urdu Book Class IX and X (Text Book Board) | Each | 148.00 | 148.00 | 148.00 | 148.00 | 148.00 |
| Urdu Book Class XI/Inter | Each | 55.00 | 55.00 | 51.00 | 51.00 | 55.00 |
| Urdu Book BA/B.SC | Each | 140.00 | 140.00 | 140.00 | 140.00 | 140.00 |
| Mathematics Book Class V (Text Book Board) | Each | 83.00 | 83.00 | 83.00 | 83.00 | 83.00 |
| Mathematics Book Class IX and X (Text Book Board) | Each | 250.00 | 287.00 | 250.00 | 288.00 | 258.00 |
| Mathematics Book Class XI (Text Book Board) | Each | 162.00 | 162.00 | 150.00 | 162.00 | 150.00 |
| Newspaper Daily Dawn | Each | 25.00 | 25.00 | 25.00 | 25.00 | 25.00 |
| Newspaper Daily Jang | Each | 20.00 | 20.00 | 20.00 | 20.00 | 20.00 |
| Akhbar-e-Jehan Weekly | Each | 70.00 | 70.00 | 70.00 | 70.00 | 70.00 |
| MAG THE WEEKLY (Magazine) | Each | 50.00 | 50.00 | 50.00 | 50.00 | 50.00 |
| Exercise Book (with Lines) 80 to 100 Pages | Each | 80.00 | 70.00 | 73.19 | 80.00 | 90.00 |
| Lead Pencil Goldfish | Each | 10.00 | 10.00 | 7.00 | 7.00 | 10.00 |
| Pen Ink Dollar 57 ml Bottle | Each | 30.00 | 25.00 | 20.00 | 30.00 | 23.75 |
| Photostat Paper 70 gm | Packet | 500.00 | 490.00 | 409.76 | 520.00 | 490.00 |
| Ballpoint Pen Local | Each | 10.00 | 10.00 | 5.00 | 8.00 | 10.00 |
| Private School Fee English Medium Average Standard (Class I) | Per Month | 1664.07 | 1598.33 | 3882.91 | 1881.44 | 1600.00 |
| Private School Fee English Medium Average Standard (Class V) | Per Month | 1864.34 | 2200.00 | 3882.91 | 1930.98 | 2100.00 |
| Private School Fee English Medium Average Standard (Class VI) | Per Month | 1864.34 | 2700.00 | 3889.75 | 1930.98 | 2400.00 |
| Private School Fee English Medium Average Standard (Class X) | Per Month | 2865.14 | 3095.00 | 3889.75 | 2200.55 | 2600.00 |
| Government College Fee First Year | Per Month | 50.00 | 50.00 | 50.00 | 50.00 | 50.00 |
| Private College Fee First Year | Per Month | 5932.58 | 4933.00 | 2796.72 | 3324.70 | 3000.00 |
| Coaching Fee for Class IX/X Science Group | Per Subject | 600.00 | 2600.00 | 1500.00 | 1100.00 | 700.00 |

Contd.

7.10 Intercity Consumer Prices September, 2019

| Description | Unit | Sargodha | Mianwali | Bahawalpur | Bahawalnagar | R.Y. Khan |
|--|-------------|----------|----------|------------|--------------|-----------|
| Coaching Fee for Class XI/XII Science Group | Per Subject | 1096.96 | 4000.00 | 1650.96 | 1500.00 | 1200.00 |
| Coaching Fee for Class XI/XII Commerce Group | Per Subject | 800.00 | 4000.00 | 1500.00 | 1500.00 | 1000.00 |
| Government University Fee M.S.c / M.A. | Per Month | 1907.00 | 2017.00 | 1333.00 | 1000.00 | 1000.00 |
| Tuition Fee Private University M.Sc./M.A | Per Month | 7333.00 | 0.00 | 0.00 | 0.00 | 3000.00 |
| Government Medical College/University Tuition Fee for MBBS (1st year) | Per Month | 3054.00 | 0.00 | 1250.00 | 0.00 | 1250.00 |
| Private Medical College/University Tuition Fee for MBBS (1st year) | Per Month | 0.00 | 0.00 | 0.00 | 0.00 | 0.00 |
| Government Engineering University Tuition Fee for BE (1st year) | Per Month | 0.00 | 0.00 | 2166.67 | 0.00 | 5833.00 |
| Private Engineering University Tuition Fee for BE (1st year) | Per Month | 5833.00 | 0.00 | 0.00 | 0.00 | 0.00 |
| Vocational Training Basic Computer Short Course Fee (3 Months) | Per Course | 3000.00 | 0.00 | 4326.75 | 0.00 | 5000.00 |
| Bread Tandoori Standard Size | Each | 7.00 | 8.00 | 6.00 | 8.00 | 6.00 |
| Cooked Chicken at Average Hotel | Per Plate | 120.00 | 140.00 | 96.55 | 130.00 | 120.00 |
| Cooked Beef at Average Hotel | Per Plate | 140.00 | 120.00 | 123.24 | 140.00 | 100.00 |
| Cooked Daal at Average Hotel | Per Plate | 60.00 | 70.00 | 55.93 | 76.52 | 60.00 |
| Chicken Biryani Full/Double | Per Plate | 150.00 | 170.00 | 123.24 | 300.00 | 120.00 |
| Tea Prepared Ordinary | Per Cup | 25.00 | 25.00 | 21.54 | 25.00 | 25.00 |
| Pizza Chicken Medium Size (Average Quality) | Each | 400.00 | 600.00 | 434.59 | 650.00 | 500.00 |
| Burger with Shami Kabab (Average Quality) | Each | 56.46 | 70.00 | 50.00 | 63.16 | 60.00 |
| Chicken Roast (Full) (Average Quality) | Each | 480.00 | 700.00 | 513.25 | 716.28 | 500.00 |
| Seekh Kabab (Beef) (Average Quality) | 1 Dozen | 378.98 | 400.00 | 436.11 | 713.27 | 480.00 |
| Marriage Hall Charges with Furniture | Per Head | 200.00 | 200.00 | 103.23 | 129.74 | 200.00 |
| Marriage Hall Service Charges with Food (Average Meal) | Per Head | 659.85 | 700.00 | 836.63 | 576.30 | 500.00 |
| Government Hostel Accommodation Fee for Intermediate College per Student | P/Month | 10.00 | 100.00 | 20.00 | 1200.00 | 20.00 |
| Private Hostel Accommodation Fee for Intermediate College per Student | P/Month | 3631.21 | 5500.00 | 2656.65 | 3000.00 | 2500.00 |
| Hair Cut Charges for Men | Per Cut | 121.64 | 70.00 | 93.22 | 106.27 | 80.00 |
| Hair Style Charges (at Average Beauty Parlor) | Per Style | 350.00 | 250.00 | 386.55 | 400.00 | 400.00 |
| Shaving Charges | Per Shave | 60.00 | 50.00 | 50.00 | 39.15 | 40.00 |
| Electric Hair Straightener (PHILIPS) | Each | 1600.00 | 0.00 | 2500.00 | 2000.00 | 3850.00 |
| Toilet Soap LUX 75 gm | Each | 39.28 | 42.85 | 42.85 | 42.85 | 42.85 |
| Toilet Soap LIFEBOUY 115 gm | Each | 41.07 | 41.07 | 46.20 | 44.15 | 46.20 |
| Tooth Paste COLGATE 75 gm | Each | 85.00 | 90.00 | 80.00 | 80.00 | 80.00 |
| Tooth Brush (SHIELD) | Each | 56.46 | 50.00 | 30.00 | 50.00 | 35.00 |
| Hair Color (KALA KOLA) | Tube | 130.00 | 145.00 | 130.00 | 140.00 | 170.00 |
| Hair Removing Cream (EU-Cream) 30ml Tube | Each | 70.00 | 70.00 | 70.00 | 85.00 | 70.00 |
| Shaving Cream (TOUCHME large/ADMIRAL) | Tube | 70.00 | 80.00 | 75.00 | 90.00 | 70.00 |
| Blade Treet Ordinary (10 no. Packet) | Each | 40.00 | 50.00 | 40.00 | 50.00 | 30.00 |
| Disposable Razor Gillette Blue II | Each | 45.00 | 60.00 | 50.00 | 55.00 | 45.00 |
| Shampoo Sun silk/Pantene 90 ml Bottle | Each | 112.50 | 111.00 | 99.00 | 112.50 | 99.00 |
| Lipstick Swiss Miss/Medora (Medium) | Each | 140.00 | 130.00 | 140.00 | 140.00 | 140.00 |
| Nail Polish Swiss Miss/Medora (Medium) | Each | 135.00 | 95.00 | 135.00 | 90.00 | 60.00 |
| Perfume Medium Size Broche/Medora | Each | 240.00 | 130.00 | 240.00 | 310.00 | 230.00 |
| Face Cream Ponds Medium Size (Cold) | Each | 130.00 | 120.00 | 130.00 | 130.00 | 120.00 |
| Talcum Powder Viceroy/Black Cat Large Size | Each | 175.00 | 145.00 | 185.00 | 180.00 | 185.00 |
| Hair Oil (Kala Kola hair tonic) | 200 ml | 210.00 | 190.00 | 210.00 | 190.00 | 210.00 |
| Tissue Paper Perfumed Box 100 napkins | Each | 140.00 | 150.00 | 140.00 | 180.00 | 140.00 |
| Pampers (Medium Size) | Small Pkt. | 360.00 | 360.00 | 360.00 | 230.00 | 360.00 |
| Gold Tezabi 24 Carett | 10 gm | 74588.00 | 75000.00 | 73730.00 | 73130.00 | 73302.00 |
| Silver Tezabi 24 Carett | 10 gm | 968.00 | 940.00 | 963.65 | 1170.00 | 960.00 |
| Wall Clock Quartz (Average Quality) | Each | 816.33 | 700.00 | 1132.37 | 1450.00 | 800.00 |
| Artificial Jewelry (Locket Set) (Average Quality) | Each | 932.17 | 1200.00 | 365.93 | 1500.00 | 500.00 |
| Suitcase Ragzine (24"x16"x6") (Average Quality) | Each | 2500.00 | 2000.00 | 1664.07 | 2250.00 | 1500.00 |
| Trunk Medium Size (Average Quality) | Each | 2500.00 | 2200.00 | 2064.56 | 1866.52 | 1500.00 |
| Purse Ladies Medium Size (Average Quality) | Each | 1500.00 | 700.00 | 1132.37 | 1588.30 | 1200.00 |

7.10 Intercity Consumer Prices September, 2019

| Description | Unit | Karachi | Hyder- abad | Nawab- shah | Mirpurkas | Sukkar | Larkana | Dadu |
|---|---------|---------|----------------|----------------|-----------|---------|---------|---------|
| Wheat | 10 kg | 410.00 | 400.00 | 376.64 | 370.00 | 350.00 | 329.90 | 360.00 |
| Wheat Flour (Fine/Superior Quality) | 1 kg | 55.66 | 55.33 | 53.98 | 50.00 | 50.00 | 43.32 | 50.00 |
| Wheat Flour (Average Quality) | 1 kg | 46.75 | 50.00 | 43.66 | 45.00 | 48.00 | 45.00 | 45.00 |
| Wheat Flour Bag | 20 kg | 1016.38 | 1000.00 | 810.00 | 880.00 | 920.00 | 819.96 | 850.00 |
| Suji | 1 kg | 57.67 | 66.63 | 48.27 | 60.00 | 55.00 | 54.85 | 60.00 |
| Vermicelli (Packet) | 1 kg | 94.42 | 84.59 | 83.20 | 100.00 | 80.00 | 64.87 | 150.00 |
| Besan | 1 kg | 139.73 | 142.44 | 136.58 | 140.00 | 130.00 | 134.94 | 120.00 |
| Rice Basmati (Superior Quality) | 1 kg | 186.14 | 178.29 | 156.59 | 170.00 | 153.26 | 134.94 | 140.00 |
| Rice Basmati 385/386 | 1 kg | 91.17 | 81.63 | 84.90 | 85.00 | 70.00 | 93.12 | 120.00 |
| Rice Basmati Broken (Average Quality) | 1 kg | 88.34 | 88.25 | 96.64 | 70.00 | 63.16 | 87.31 | 60.00 |
| Rice IRR1-6/9 (Sindh/Punjab) | 1 kg | 61.60 | 56.62 | 59.44 | 50.00 | 55.00 | 46.32 | 50.00 |
| Bread plain (Medium Size) | Each | 55.00 | 55.00 | 53.28 | 55.00 | 50.00 | 50.00 | 65.00 |
| Rusk (Papay) (Average Quality) | 1 kg | 202.79 | 204.83 | 250.00 | 150.00 | 246.49 | 250.00 | 320.00 |
| Biscuit Bakery (Loose, Average Quality) | 250 gm | 95.25 | 84.59 | 91.64 | 55.00 | 75.00 | 129.27 | 60.00 |
| Samosa (Vegetable, Average Quality) | Each | 12.92 | 12.00 | 10.00 | 12.00 | 11.45 | 15.00 | 15.00 |
| Nimko (Loose, Average Quality) | 250 gm | 90.85 | 84.59 | 86.64 | 70.00 | 75.00 | 85.00 | 70.00 |
| Beef with Bone (Average Quality) | 1 kg | 523.59 | 442.48 | 383.13 | 350.00 | 400.00 | 400.00 | 400.00 |
| Mutton (Average Quality) | 1 kg | 950.46 | 850.00 | 793.28 | 800.00 | 800.00 | 850.00 | 800.00 |
| Chicken Farm Broiler (Live) | 1 kg | 225.40 | 243.29 | 196.61 | 178.00 | 210.00 | 209.84 | 220.00 |
| Fish Rahu (Medium Size) | 1 kg | 411.43 | 300.00 | 355.16 | 350.00 | 300.00 | 279.65 | 450.00 |
| Milk fresh (Un-boiled) | 1 Litre | 103.53 | 94.00 | 90.00 | 90.00 | 100.00 | 109.70 | 100.00 |
| Milk Tetra Pack 1 Litre (MILK PAK/HALEEB/OLPERS) | Each | 135.00 | 140.00 | 116.57 | 130.00 | 135.00 | 135.00 | 140.00 |
| Curd | 1 kg | 160.00 | 140.00 | 116.57 | 120.00 | 110.00 | 120.00 | 120.00 |
| LACTOGEN 400 gm Packet | Each | 520.00 | 550.00 | 500.00 | 510.00 | 520.00 | 500.00 | 520.00 |
| Powdered Milk NIDO 390 gm Polybag | Each | 440.99 | 450.00 | 400.00 | 490.00 | 440.00 | 415.00 | 440.00 |
| Eggs Farm | Dozen | 97.68 | 92.40 | 93.22 | 70.00 | 90.00 | 84.90 | 100.00 |
| Butter Local Packed 50 gm | Each | 40.00 | 30.00 | 40.00 | 40.00 | 30.00 | 30.00 | 40.00 |
| Mustard Oil (Average Quality) | 1 kg | 185.87 | 171.63 | 163.27 | 160.00 | 160.00 | 200.00 | 170.00 |
| Cooking Oil DALDA or Other Similar Brand (SN), 5 Litre Tin | Each | 1145.00 | 1145.25 | 986.62 | 1145.00 | 1100.00 | 1145.00 | 1150.00 |
| Vegetable Ghee DALDA/HABIB 2.5 kg Tin | Each | 545.00 | 545.00 | 510.00 | 545.00 | 520.00 | 553.31 | 580.00 |
| Vegetable Ghee DALDA/HABIB or Other superior Quality 1 kg Pouch | Each | 216.11 | 220.00 | 183.27 | 180.00 | 200.00 | 200.00 | 220.00 |
| Almonds (Badam) Kaghazi with Shell (Average Quality) | 1 kg | 959.24 | 823.90 | 833.00 | 880.00 | 1200.00 | 1366.47 | 1400.00 |
| Groundnuts (Moong Phali) with shell | 1 kg | 292.25 | 180.00 | 196.61 | 190.00 | 250.00 | 212.53 | 180.00 |
| Kinnu (Average Quality) | 1 Dozen | 0.00 | 0.00 | 0.00 | 0.00 | 0.00 | 0.00 | 0.00 |
| Apple (Average Quality) | 1 kg | 126.80 | 86.18 | 146.59 | 120.00 | 106.27 | 300.00 | 150.00 |
| Peach (Average Quality) | 1 kg | 0.00 | 0.00 | 0.00 | 0.00 | 0.00 | 0.00 | 0.00 |
| Grapes (Angoor) (Average Quality) | 1 kg | 138.57 | 166.41 | 156.59 | 200.00 | 212.53 | 300.00 | 200.00 |
| Bananas (Kela) Local | 1 Dozen | 61.73 | 49.66 | 56.46 | 70.00 | 53.13 | 54.85 | 50.00 |
| Mango Kalmi (Average Quality) | 1 kg | 0.00 | 0.00 | 0.00 | 0.00 | 0.00 | 0.00 | 0.00 |
| Guava (Amrood) (Average Quality) | 1 kg | 111.49 | 0.00 | 0.00 | 0.00 | 50.00 | 0.00 | 0.00 |
| Watermelon (Turbooz) | 1 kg | 0.00 | 0.00 | 0.00 | 0.00 | 0.00 | 0.00 | 0.00 |
| Muskmelon (Kharbuza) | 1 kg | 0.00 | 0.00 | 0.00 | 0.00 | 0.00 | 0.00 | 0.00 |
| Pulse Masoor (Washed) | 1 kg | 126.67 | 106.56 | 116.57 | 100.00 | 106.27 | 108.31 | 140.00 |
| Pulse Moong (Washed) | 1 kg | 174.69 | 166.46 | 173.27 | 170.00 | 173.27 | 149.78 | 180.00 |
| Pulse Mash (Washed) | 1 kg | 173.33 | 166.60 | 183.27 | 170.00 | 180.00 | 169.80 | 160.00 |
| Pulse Gram | 1 kg | 137.13 | 130.80 | 133.25 | 140.00 | 124.90 | 120.00 | 130.00 |
| Gram Whole Black (Average Quality) | 1 kg | 121.71 | 118.27 | 83.20 | 120.00 | 123.24 | 136.65 | 115.00 |
| Gram Whole Yellow (Average Quality) | 1 kg | 154.40 | 158.29 | 123.24 | 156.65 | 140.00 | 150.00 | 150.00 |
| Beans Red/White (Lobia) | 1 kg | 168.58 | 167.44 | 118.31 | 120.00 | 132.08 | 170.00 | 140.00 |
| Potatoes | 1 kg | 38.68 | 39.12 | 31.58 | 30.00 | 30.00 | 40.00 | 40.00 |
| Chips (Loose) | 250 gm | 101.46 | 80.00 | 98.30 | 70.00 | 80.00 | 100.00 | 80.00 |
| Onions | 1 kg | 82.11 | 86.18 | 58.28 | 70.00 | 63.16 | 74.89 | 70.00 |
| Tomatoes | 1 kg | 75.20 | 51.54 | 46.42 | 60.00 | 50.00 | 54.85 | 60.00 |
| Turnip (Shalgham) | 1 kg | 0.00 | 0.00 | 0.00 | 0.00 | 0.00 | 0.00 | 0.00 |
| Radish (Mooli) | 1 kg | 0.00 | 0.00 | 0.00 | 0.00 | 60.00 | 0.00 | 0.00 |
| Cauliflower (Phool Gobhi) | 1 kg | 0.00 | 0.00 | 0.00 | 0.00 | 0.00 | 0.00 | 0.00 |
| Bottlegourd (Loki) | 1 kg | 88.75 | 89.44 | 43.09 | 80.00 | 60.00 | 0.00 | 60.00 |
| Lady Finger (Bhindi) | 1 kg | 134.37 | 107.89 | 76.52 | 120.00 | 100.00 | 84.90 | 80.00 |
| Peas (Matar) | 1 kg | 0.00 | 0.00 | 0.00 | 0.00 | 0.00 | 0.00 | 0.00 |
| Spinach (Paalak) | 1 kg | 87.07 | 104.67 | 0.00 | 0.00 | 30.00 | 0.00 | 30.00 |
| Tinda | 1 kg | 110.60 | 92.83 | 63.16 | 100.00 | 60.00 | 0.00 | 80.00 |
| Turai | 1 kg | 102.99 | 72.69 | 43.09 | 100.00 | 60.00 | 60.00 | 40.00 |

Contd.

7.10 Intercity Consumer Prices September, 2019

| Description | Unit | Karachi | Hyder- abad | Nawab- shah | Mirpurkas | Sukkar | Larkana | Dadu |
|---|----------|---------|----------------|----------------|-----------|---------|---------|---------|
| Karela | 1 kg | 126.61 | 116.41 | 56.46 | 80.00 | 100.00 | 80.00 | 80.00 |
| Chilies (Green) | 250 gm | 29.52 | 25.77 | 26.57 | 25.00 | 20.00 | 26.57 | 80.00 |
| Carrot (Gajar) | 1 kg | 0.00 | 0.00 | 0.00 | 0.00 | 0.00 | 0.00 | 0.00 |
| Cucumber (Kheera) | 1 kg | 73.07 | 78.24 | 46.42 | 80.00 | 80.00 | 73.19 | 80.00 |
| Lemon | 250 gm | 42.22 | 31.47 | 33.02 | 25.00 | 30.00 | 80.00 | 30.00 |
| Garlic (Lehsun) | 1 kg | 293.01 | 236.54 | 206.46 | 213.12 | 206.46 | 189.82 | 240.00 |
| Sugar Refined | 1 kg | 75.50 | 72.00 | 76.99 | 72.00 | 72.00 | 73.32 | 75.00 |
| Gur (Average Quality) | 1 kg | 114.32 | 116.57 | 91.64 | 90.00 | 106.27 | 100.00 | 90.00 |
| Honey MARHABA Bottle 500 gm | Each | 400.00 | 400.00 | 375.00 | 480.00 | 400.00 | 375.00 | 433.00 |
| Sweetmeat (Mixed Mithai) | 1 kg | 576.00 | 457.97 | 406.56 | 480.00 | 457.89 | 500.00 | 450.00 |
| Ice Cream Walls Cup (Large Size) | Each | 47.05 | 50.00 | 41.60 | 50.00 | 42.43 | 50.00 | 50.00 |
| Cumin seed (Zeera) White NATIONAL 50 gm Packet | Each | 75.00 | 75.00 | 70.00 | 75.00 | 70.00 | 75.00 | 80.00 |
| Pepper Black NATIONAL 50 gm Packet | Each | 110.00 | 110.00 | 110.00 | 110.00 | 110.00 | 110.00 | 110.00 |
| Coriander Seed Powder NATIONAL 200 gm Packet | Each | 130.00 | 130.00 | 130.00 | 120.00 | 130.00 | 130.00 | 130.00 |
| Cardamom Large (Loose) (Average Quality) | 50 gm | 194.72 | 102.41 | 160.00 | 130.00 | 170.00 | 100.00 | 80.00 |
| Cardamom Small (Average Quality) | 50 gm | 254.66 | 238.30 | 116.57 | 200.00 | 180.00 | 186.43 | 200.00 |
| Salt Powdered (NATIONAL/SHAN) 800 gm Packet | Each | 30.35 | 30.00 | 30.00 | 30.00 | 27.39 | 30.00 | 30.00 |
| Chilies Powder NATIONAL 200 gm Packet | Each | 150.00 | 150.00 | 150.00 | 150.00 | 150.00 | 150.00 | 150.00 |
| Turmeric Powder NATIONAL 50 gm Packet | Each | 40.00 | 40.00 | 40.00 | 40.00 | 40.00 | 40.00 | 40.00 |
| Tomato Ketchup MITCHELLS/NATIONAL 1 kg Polybag | Each | 210.18 | 220.00 | 203.28 | 220.00 | 230.00 | 220.00 | 250.00 |
| Pickle MITCHELLS/NATIONAL Bottle (340 gm-400 gm) | Each | 137.79 | 140.00 | 130.00 | 140.00 | 130.00 | 120.00 | 150.00 |
| Ginger (Adrak) | 500 gm | 167.66 | 190.00 | 109.70 | 150.00 | 160.00 | 93.22 | 150.00 |
| Custard Powder RAFHAN 300 gm Packet | Each | 85.00 | 89.47 | 85.00 | 85.00 | 85.00 | 85.00 | 90.00 |
| Tea Lipton Yellow Label 190 gm Packet | Each | 230.00 | 230.00 | 210.00 | 220.00 | 210.00 | 230.00 | 210.00 |
| Cold Drink (PEPSI/COCA-COLA) 1.5 Liter Bottle | Each | 106.58 | 100.00 | 93.22 | 100.00 | 94.87 | 90.00 | 110.00 |
| Fruit Juice Small Packet 250 ml | Each | 20.00 | 25.00 | 20.00 | 20.00 | 20.00 | 20.00 | 20.00 |
| Mineral Water NESTLE 1.5 Liter | Each | 60.44 | 55.00 | 50.00 | 50.00 | 50.00 | 50.00 | 50.00 |
| JAM-E-SHIREEN Standard Size (800 ml) | 1 Bottle | 220.00 | 210.00 | 210.00 | 170.00 | 220.00 | 206.46 | 210.00 |
| Cigarettes Capstan 20'S Packet | Each | 80.59 | 80.00 | 78.30 | 85.00 | 80.00 | 83.30 | 80.00 |
| Cigarettes Gold Leaf 20'S Packet | Each | 170.00 | 170.00 | 176.60 | 185.00 | 170.00 | 181.65 | 160.00 |
| Pan Prepared (Sweet with Beetle Nuts) | Each | 18.14 | 26.57 | 33.25 | 20.00 | 25.00 | 20.00 | 20.00 |
| Long Cloth 57" Gul Ahmed/Al Karam | 1 Metre | 200.00 | 350.00 | 303.30 | 200.00 | 375.00 | 303.30 | 320.00 |
| Shirting (Average Quality) | 1 Metre | 183.48 | 140.00 | 223.28 | 113.24 | 165.10 | 200.00 | 130.00 |
| Pant Cloth Wash & Wear (Average Quality) | 1 Metre | 400.08 | 400.00 | 450.00 | 350.00 | 600.00 | 400.00 | 230.00 |
| Lawn Printed Gul Ahmed/Al Karam | 1 Metre | 410.02 | 320.00 | 400.00 | 290.00 | 393.00 | 500.00 | 300.00 |
| Georgette (Average Quality) | 1 Metre | 130.14 | 120.00 | 226.65 | 153.26 | 150.00 | 160.00 | 120.00 |
| Linen, Ladies (Average Quality) | 1 Metre | 157.65 | 140.00 | 153.26 | 173.27 | 165.10 | 220.00 | 110.00 |
| Heavy Weight Suiting LAWRENCE PUR (Average Quality) | 1 Metre | 2835.34 | 2400.00 | 0.00 | 1500.00 | 1800.00 | 1500.00 | 0.00 |
| Full Pant Boy Length 24"/26" | Each | 737.57 | 600.00 | 883.01 | 500.00 | 531.33 | 460.00 | 1000.00 |
| Shirt Boy Length 24"/26" | Each | 528.08 | 450.00 | 800.00 | 408.17 | 500.00 | 516.14 | 900.00 |
| School Uniform Boys (Pant & Shirt) 24"/26" | Suit | 1042.23 | 924.02 | 932.17 | 816.33 | 900.00 | 880.00 | 780.00 |
| School Uniform Girls (Kameez & Shalwar) 24"/26" | Suit | 914.68 | 800.00 | 900.00 | 716.28 | 1100.00 | 700.00 | 740.00 |
| Awami Suit Gents Wash & Wear (Average Quality) | Suit | 1841.17 | 1600.00 | 1600.00 | 1332.51 | 1263.27 | 1200.00 | 1200.00 |
| Women Shalwar Kameez (Average Quality) | Suit | 1662.63 | 1532.62 | 1633.16 | 1332.51 | 1250.00 | 1266.45 | 1000.00 |
| Pullover Gents Oxford/Bonanza | Each | 4150.00 | 3500.00 | 3232.99 | 2000.00 | 3250.00 | 3560.00 | 4500.00 |
| Pullover Ladies Oxford/Bonanza | Each | 3990.00 | 3400.00 | 3000.00 | 1800.00 | 3500.00 | 2600.00 | 4500.00 |
| Pullover Gents (Average Quality) | Each | 988.40 | 861.77 | 1565.95 | 800.00 | 928.32 | 800.00 | 1000.00 |
| Tailoring Charges Shirt (Men) | Each | 459.66 | 411.96 | 466.08 | 300.00 | 547.72 | 500.00 | 400.00 |
| Tailoring Charges Pant (Men) | Each | 735.54 | 897.21 | 816.33 | 350.00 | 800.00 | 566.19 | 625.73 |
| Tailoring Charges Awami Suit (Male) | Suit | 718.39 | 666.32 | 748.89 | 500.00 | 648.07 | 832.03 | 500.00 |
| Tailoring Charges Simple Suit (Female) | Suit | 712.17 | 504.21 | 631.64 | 500.00 | 648.07 | 816.33 | 400.00 |
| Underwear Medium Size (Average Quality) | Each | 186.75 | 140.00 | 186.43 | 106.27 | 150.00 | 160.00 | 60.00 |
| Vest "Baniyan" for Men Average Quality | Each | 185.29 | 161.63 | 123.24 | 103.23 | 165.10 | 159.40 | 120.00 |
| Brassier (Average Quality) | Each | 214.63 | 200.00 | 265.66 | 132.83 | 150.00 | 180.00 | 120.00 |
| Socks Nylon Local (Average Quality) | Pair | 76.50 | 100.00 | 112.92 | 80.00 | 109.54 | 103.23 | 60.00 |
| Dopatta Georgette (Average Quality) | Each | 250.14 | 220.00 | 350.00 | 350.00 | 300.00 | 400.00 | 300.00 |
| Dopatta Cotton (Average Quality) | Each | 265.01 | 220.00 | 306.52 | 265.66 | 300.00 | 400.00 | 200.00 |
| Chaddar (Wash-n-Wear) (2x2.5 Meter) | Each | 516.41 | 491.30 | 1200.00 | 350.00 | 350.00 | 550.00 | 900.00 |
| Washing Charges Pant and Shirt Both | Each | 72.75 | 114.65 | 66.49 | 100.00 | 70.00 | 113.24 | 70.00 |
| Dry Cleaning Charges Pant Coat Both | Suit | 331.43 | 286.51 | 300.00 | 200.00 | 500.00 | 290.00 | 300.00 |
| Washing Charges Shalwar Kameez | Suit | 73.54 | 87.39 | 96.55 | 80.00 | 66.04 | 70.00 | 60.00 |
| Gents Shoes Paul Bata | Pair | 1299.00 | 1299.00 | 1299.00 | 1299.00 | 1299.00 | 1299.00 | 1299.00 |
| Gents Sandal Bata | Pair | 1199.00 | 1199.00 | 1199.00 | 1199.00 | 1199.00 | 1199.00 | 1199.00 |

Contd.

7.10 Intercity Consumer Prices September, 2019

| Description | Unit | Karachi | Hyder- abad | Nawab- shah | Mirpurkas | Sukkar | Larkana | Dadu |
|---|-----------|-----------|----------------|----------------|-----------|-----------|-----------|-----------|
| Gents Sponge Chappal Bata | Pair | 199.00 | 199.00 | 199.00 | 199.00 | 199.00 | 199.00 | 199.00 |
| Ladies Sandal Bata | Pair | 599.00 | 599.00 | 599.00 | 599.00 | 599.00 | 599.00 | 599.00 |
| Ladies Sponge Chappal Bata | Pair | 179.00 | 179.00 | 179.00 | 179.00 | 179.00 | 179.00 | 179.00 |
| Children Shoes Power Lite Bata | Pair | 1199.00 | 1199.00 | 1199.00 | 1199.00 | 1199.00 | 1199.00 | 1199.00 |
| Gents Shoes Servis | Pair | 999.00 | 999.00 | 999.00 | 999.00 | 999.00 | 999.00 | 999.00 |
| Cheetah 50 Size 3-5 Servis | Pair | 1599.00 | 1599.00 | 1599.00 | 1599.00 | 1599.00 | 1599.00 | 1599.00 |
| Shoe Repair Full Sole | Pair | 143.64 | 150.00 | 83.20 | 80.00 | 80.00 | 300.00 | 150.00 |
| Shoe Polish Chages | Pair | 25.18 | 20.00 | 25.00 | 15.00 | 20.00 | 33.25 | 20.00 |
| House Rent Combined | Quarterly | 10421.00 | 10942.00 | 6033.00 | 5826.00 | 7107.00 | 9073.00 | 4641.00 |
| Synthetic Enamel ICI Balti 3.64 Litre | Each | 2800.00 | 3265.00 | 2250.00 | 2200.00 | 1750.00 | 2400.00 | 2100.00 |
| Cement (Local) 50 kg Bag | Each | 701.81 | 690.00 | 643.32 | 600.00 | 610.00 | 664.99 | 680.00 |
| Bricks New 1st Class | 1000 No. | 15000.00 | 6500.00 | 6000.00 | 5500.00 | 7000.00 | 7000.00 | 5000.00 |
| Cement Blocks (6"x8"x12") | 100 No. | 3590.54 | 0.00 | 3833.05 | 0.00 | 0.00 | 0.00 | 0.00 |
| Bajri | 100 cu ft | 5540.17 | 4000.00 | 2632.91 | 6000.00 | 4000.00 | 3859.68 | 2400.00 |
| Sand (Black Pit) | 100 cu ft | 5012.68 | 1600.00 | 1966.10 | 0.00 | 2000.00 | 1600.00 | 2000.00 |
| Iron Bars (M.S. BAR) 1/2 " 40 Grade | 1 Ton | 111057.62 | 111000.00 | 101000.00 | 108000.00 | 112000.00 | 110997.00 | 108000.00 |
| Painter Wage Rate | Per Day | 1290.12 | 1263.27 | 466.08 | 800.00 | 1000.00 | 711.38 | 600.00 |
| Mason Wage Rate | Per Day | 1500.00 | 1247.15 | 1000.00 | 800.00 | 1000.00 | 1062.66 | 1200.00 |
| Unskilled Labor Wage Rate | Per Day | 981.03 | 800.00 | 516.14 | 500.00 | 500.00 | 466.08 | 600.00 |
| Plumber Wage Rate | Per Day | 1435.57 | 1263.27 | 816.33 | 800.00 | 1000.00 | 1062.66 | 800.00 |
| Electrician Charges | Per Point | 202.15 | 200.00 | 200.00 | 100.00 | 80.13 | 129.27 | 100.00 |
| Water Charges Per House | Monthly | 157.00 | 230.00 | 30.00 | 20.00 | 57.50 | 0.00 | 35.00 |
| Charges for Refuse/Waste Collection | Monthly | 185.26 | 215.44 | 232.08 | 165.10 | 300.00 | 400.00 | 0.00 |
| Electricity Charges upto 50 Units | Per Unit | 3.70 | 3.70 | 3.70 | 3.70 | 3.70 | 3.70 | 3.70 |
| Electricity Charges 51-100 Units | Per Unit | 7.39 | 7.39 | 7.39 | 7.39 | 7.39 | 7.39 | 7.39 |
| Electricity Charges 101-300 Units | Per Unit | 9.84 | 9.84 | 9.84 | 9.84 | 9.84 | 9.84 | 9.84 |
| Electricity Charges 301-700 Units | Per Unit | 11.33 | 11.33 | 11.33 | 11.33 | 11.33 | 11.33 | 11.33 |
| Electricity Charges Above 700 Units | Per Unit | 17.76 | 17.76 | 17.76 | 17.76 | 17.76 | 17.76 | 17.76 |
| Electricity Charges Combined | Per Unit | 10.00 | 10.00 | 10.00 | 10.00 | 10.00 | 10.00 | 10.00 |
| Gas Charges upto 3.3719 MMBTU | MMBTU | 141.57 | 141.57 | 141.57 | 141.57 | 141.57 | 141.57 | 141.57 |
| Gas Charges 3.3719 - 6.7438 MMBTU | MMBTU | 162.20 | 162.20 | 162.20 | 162.20 | 162.20 | 162.20 | 162.20 |
| Gas Charges 6.7438 - 10.1157 MMBTU | MMBTU | 351.00 | 351.00 | 351.00 | 351.00 | 351.00 | 351.00 | 351.00 |
| Gas Charges 10.1157 - 13.4876 MMBTU | MMBTU | 555.10 | 555.10 | 555.10 | 555.10 | 555.10 | 555.10 | 555.10 |
| Gas Charges Above 13.4876 MMBTU | MMBTU | 1141.26 | 1141.26 | 1141.26 | 1141.26 | 1141.26 | 1141.26 | 1141.26 |
| Gas Charges Combined | MMBTU | 470.23 | 470.23 | 470.23 | 470.23 | 470.23 | 470.23 | 470.23 |
| LPG 11.67 kg Cylinder | Each | 1232.54 | 1360.31 | 1100.00 | 1200.00 | 1400.40 | 1375.00 | 1210.00 |
| Firewood Whole | 40 kg | 658.58 | 600.00 | 400.00 | 500.00 | 500.00 | 500.00 | 500.00 |
| Chair Sheesham Wood with Arm | Each | 2165.78 | 2200.00 | 2132.82 | 1200.00 | 2481.93 | 2600.00 | 2000.00 |
| Chair Plastic (Chairman) (Average Quality) | Each | 964.15 | 850.00 | 816.33 | 700.00 | 1078.61 | 850.00 | 1000.00 |
| Central Table Set with Glass Top | Set | 4248.05 | 6603.85 | 5000.00 | 6000.00 | 5000.00 | 17000.00 | 9000.00 |
| Sofa Set Five Seater | Set | 20315.69 | 15080.89 | 18165.15 | 18000.00 | 14381.44 | 24000.00 | 28000.00 |
| Dining Table wit Glass Top and Six Chairs (Average Quality) | Set | 17950.61 | 28651.40 | 20500.00 | 23648.23 | 36637.75 | 18643.40 | 30000.00 |
| Cot Iron (Charpai) | Each | 2615.69 | 2000.00 | 2598.72 | 2200.00 | 2500.00 | 3665.47 | 3200.00 |
| Steel Almirah | Each | 11145.16 | 10466.35 | 10000.00 | 8000.00 | 14536.97 | 10000.00 | 22000.00 |
| Mattress Foam Single Bed Molty/Diamond (4" Thick) | Each | 5600.00 | 6900.00 | 5000.00 | 7900.00 | 4308.87 | 6600.00 | 7250.00 |
| Tube Light Philips 40 Watt | Each | 153.56 | 180.00 | 140.00 | 110.00 | 105.00 | 120.00 | 150.00 |
| Energy Saver Philips 14 Watt | Each | 180.00 | 200.00 | 180.00 | 200.00 | 155.00 | 193.28 | 150.00 |
| Plain Carpet | 1 sq ft | 66.63 | 45.00 | 48.27 | 45.00 | 35.00 | 93.00 | 30.00 |
| Readymade Quilt (3 kg) | Each | 1625.78 | 1062.66 | 1200.00 | 631.64 | 1600.00 | 932.17 | 700.00 |
| Blanket Single (SN) | Each | 3128.81 | 2500.00 | 4160.17 | 1363.51 | 2223.98 | 1800.00 | 2000.00 |
| Bed Sheet Single (Superior Quality) | Each | 864.21 | 650.00 | 816.33 | 500.00 | 500.00 | 1000.00 | 1000.00 |
| Bed Sheet Double with two Pillow Covers (Superior Quality) | Set | 1588.85 | 1050.00 | 1532.62 | 700.00 | 900.00 | 3000.00 | 1400.00 |
| Towel Medium Size (3' x 2') | Each | 268.61 | 200.00 | 306.52 | 150.00 | 250.00 | 250.00 | 200.00 |
| Ceiling Fan 56" Pak/Younas/Millat | Each | 4200.00 | 3300.00 | 3400.00 | 3400.00 | 3500.00 | 3950.00 | 3700.00 |
| Refrigerator Dawlance/Pel 10 Cubic feet Double Door | Each | 33104.32 | 32000.00 | 33000.00 | 35000.00 | 35000.00 | 33000.00 | 29500.00 |
| Split Air Conditioner Orient/LG/Dawlance 1.5 Ton | Each | 52000.00 | 48000.00 | 48000.00 | 48000.00 | 46500.00 | 49000.00 | 48000.00 |
| Air Cooler Super Asia ECM-4000/JC-1000 | Each | 12000.00 | 13000.00 | 12000.00 | 12500.00 | 14500.00 | 12500.00 | 12500.00 |
| Washing Machine with Spinner (Super Asia or Similar Brand) (SN) | Each | 15164.37 | 15000.00 | 12500.00 | 14933.03 | 15000.00 | 10500.00 | 24000.00 |
| Sewing Machine (SN) Without Cover | Each | 9200.00 | 9200.00 | 7105.00 | 8500.00 | 7500.00 | 7500.00 | 7000.00 |
| Geyser Super Asia Large Size 30 Gallons (Gas) | Each | 26200.00 | 19718.04 | 24500.00 | 18000.00 | 17000.00 | 18800.00 | 23500.00 |
| Electric Iron Dry (National/West Point) | Each | 2320.84 | 2100.00 | 2200.00 | 1550.00 | 2000.00 | 2100.00 | 2000.00 |
| Frying Pan Non-stick Medium Size Sonex | Each | 605.30 | 550.00 | 532.80 | 500.00 | 519.62 | 500.00 | 900.00 |
| Water Set (OMROC) 6 Glasses + jug | Set | 628.93 | 650.00 | 782.97 | 500.00 | 800.00 | 631.64 | 650.00 |

Contd.

7.10 Intercity Consumer Prices September, 2019

| Description | Unit | Karachi | Hyder- abad | Nawab- shah | Mirpurkas | Sukkar | Larkana | Dadu |
|---|-------------|------------|----------------|----------------|------------|-----------|-----------|----------|
| Tea Set Pakistani (China-Ware) Set of 21 Pieces | Set | 1715.33 | 2000.00 | 2000.00 | 1750.00 | 3000.00 | 2416.55 | 3500.00 |
| Dinner Set Plastic 72 Pieces Super Quality | Set | 7132.96 | 6000.00 | 5828.48 | 3000.00 | 6500.00 | 5000.00 | 7000.00 |
| Bucket (Balti) Plastic Medium Size | Each | 421.84 | 300.00 | 706.60 | 350.00 | 400.00 | 450.00 | 450.00 |
| Lota Plastic Medium Size (Average Quality) | Each | 82.57 | 72.38 | 66.49 | 70.00 | 66.49 | 60.00 | 60.00 |
| Water Pump Golden Monoblock/Donkey 0.5 H.P | Each | 4896.17 | 6121.27 | 7000.00 | 12000.00 | 7581.11 | 6500.00 | 4600.00 |
| Sufi Washing Soap 250 gm Cake | Each | 43.58 | 45.00 | 36.00 | 40.00 | 40.00 | 35.00 | 45.00 |
| Surf Excel 500 gm Polybag | Each | 155.00 | 155.00 | 145.00 | 160.00 | 155.00 | 161.65 | 155.00 |
| Express Washing Powder 1 KG Polybag | Each | 210.00 | 210.00 | 200.00 | 199.00 | 210.00 | 210.00 | 210.00 |
| Cleanser Powder Vim 900 gm Polybag | Each | 80.00 | 80.00 | 78.00 | 75.00 | 80.00 | 80.00 | 94.00 |
| Finis 400 ml Bottle | Each | 260.00 | 235.29 | 250.00 | 180.00 | 210.00 | 170.00 | 220.00 |
| Phenyl Tyfon/Finis 2.75 Litre Bottle | Each | 150.00 | 180.00 | 180.00 | 140.00 | 150.00 | 170.00 | 160.00 |
| Harpic 500 ml Bottle | Each | 199.00 | 199.00 | 190.00 | 160.00 | 170.00 | 190.00 | 200.00 |
| Boot Polish Cherry/KIWI 42 ml | Each | 140.00 | 140.00 | 140.00 | 155.00 | 140.00 | 130.00 | 150.00 |
| Robin Blue Liquid 75 ml Bottle | Each | 65.85 | 60.00 | 75.00 | 65.00 | 60.00 | 60.00 | 65.00 |
| Match Box | Each | 3.00 | 3.00 | 3.00 | 3.00 | 3.00 | 3.00 | 2.00 |
| Household Servant Female Part Time | Per Month | 2671.37 | 1247.15 | 2000.00 | 1000.00 | 1650.96 | 2656.65 | 2000.00 |
| Septran Tablets | 10 No. | 20.89 | 20.89 | 20.89 | 20.89 | 20.89 | 20.89 | 20.89 |
| Panadol Tablets Plain | 10 No. | 15.00 | 15.00 | 15.00 | 15.00 | 15.00 | 15.00 | 15.00 |
| Flagyl Tablets 400 mg | 10 No. | 20.15 | 20.15 | 20.15 | 20.15 | 20.15 | 20.15 | 20.15 |
| Ventolin Tablets 2 mg | 10 No. | 10.31 | 10.31 | 10.31 | 10.31 | 10.31 | 10.31 | 10.31 |
| Daonil Tablets 5 mg | 10 No. | 21.66 | 21.66 | 21.66 | 21.66 | 21.66 | 21.66 | 21.66 |
| Entox Tablets | 10 No. | 16.00 | 16.00 | 16.00 | 16.00 | 16.00 | 16.00 | 16.00 |
| CAC 1000 Tablets Sandoz Bottle | Each | 153.04 | 153.04 | 153.04 | 153.04 | 153.04 | 153.04 | 153.04 |
| Amoxil Capsule 250 mg | 10 No. | 43.00 | 43.00 | 36.40 | 36.40 | 36.40 | 43.00 | 36.40 |
| Lederplex Syrup Bottle | Each | 57.00 | 52.74 | 52.74 | 52.74 | 52.74 | 52.74 | 52.74 |
| Phenergan Syrup 120 ml Bottle | Each | 42.25 | 42.25 | 42.25 | 42.25 | 42.25 | 42.25 | 42.25 |
| Calpol Syrup 100 ml Bottle | Each | 58.89 | 58.89 | 58.89 | 58.89 | 58.89 | 58.89 | 58.89 |
| Hydrollin Syrup 120 ml Bottle | Each | 69.00 | 69.00 | 69.00 | 69.00 | 69.00 | 69.00 | 69.00 |
| Inderal Tablets 10 mg | 10 No. | 16.65 | 16.65 | 16.65 | 16.65 | 16.65 | 16.65 | 16.65 |
| Betnovate-N Ointment 10 gm Tube | Each | 33.35 | 29.77 | 29.77 | 29.77 | 29.77 | 29.77 | 29.77 |
| Johar Joshanda Instant (Sachet) Packet | Each | 10.00 | 10.00 | 10.00 | 10.00 | 10.00 | 10.00 | 10.00 |
| Glaxose-D 400 gm Packet | Each | 150.00 | 150.00 | 140.00 | 150.00 | 150.00 | 140.00 | 150.00 |
| Dettol Medium Bottle | Each | 159.06 | 150.00 | 150.00 | 150.00 | 150.00 | 160.00 | 150.00 |
| Electronic BP Checking Apparatus | Each | 4357.75 | 2899.15 | 2100.00 | 2095.38 | 3000.00 | 2295.77 | 0.00 |
| Glucometer | Each | 2888.10 | 2507.48 | 3634.24 | 2300.00 | 1817.12 | 1821.95 | 1100.00 |
| Doctor (MBBS) Clinic Fee | Per Patient | 209.08 | 100.00 | 282.31 | 100.00 | 200.00 | 300.00 | 200.00 |
| Gynecologist Fee Per Visit | Per Patient | 756.93 | 731.86 | 450.00 | 450.00 | 300.00 | 430.89 | 200.00 |
| Dental Surgeon Fee Per Visit | Per Patient | 429.14 | 330.19 | 416.02 | 200.00 | 200.00 | 500.00 | 200.00 |
| Dental Extraction Fee | Per Tooth | 721.24 | 740.05 | 500.00 | 631.64 | 300.00 | 1000.00 | 700.00 |
| Urine Test (DR) Charges | Per Test | 168.00 | 114.65 | 146.59 | 70.00 | 170.00 | 150.00 | 100.00 |
| Blood Test (CP) Charges | Per Test | 329.65 | 265.66 | 300.00 | 200.00 | 290.00 | 250.00 | 300.00 |
| Sugar Test (Random/Fasting) Charges of Both | Per Test | 312.61 | 200.00 | 250.00 | 200.00 | 200.00 | 300.00 | 140.00 |
| ECG Charges | Per Test | 339.18 | 219.49 | 365.93 | 200.00 | 350.00 | 200.00 | 400.00 |
| X-RAY (Chest) Charges | Per X-ray | 324.49 | 341.12 | 466.08 | 200.00 | 300.00 | 430.89 | 300.00 |
| Ultrasound Abdominal | Per Test | 1009.86 | 500.00 | 800.00 | 531.33 | 400.00 | 788.37 | 584.80 |
| Physiotherapist Fee Per Visit | Per Patient | 445.72 | 300.00 | 430.89 | 315.82 | 300.00 | 300.00 | 300.00 |
| Cost of Surgery (C-Section) | Per Case | 31447.46 | 21090.19 | 15000.00 | 20000.00 | 30000.00 | 21544.35 | 12000.00 |
| Car Suzuki 800 cc Without AC | Each | 850000.00 | 923000.00 | 0.00 | 709000.00 | 817750.00 | 999000.00 | 0.00 |
| Car Suzuki 1000 cc | Each | 1745000.00 | 1745000.00 | 0.00 | 1745000.00 | 0.00 | 0.00 | 0.00 |
| Car Toyota 1300 cc Xli | Each | 2505000.00 | 2499000.00 | 0.00 | 0.00 | 0.00 | 0.00 | 0.00 |
| Car Honda Civic Turbo 1.5 VTEC | Each | 3517000.00 | 0.00 | 0.00 | 0.00 | 0.00 | 0.00 | 0.00 |
| Motorcycle Honda CD 70 | Each | 74900.00 | 74900.00 | 74900.00 | 73900.00 | 75000.00 | 73900.00 | 74900.00 |
| Motorcycle United/Unique 70 cc | Each | 50500.00 | 50500.00 | 45000.00 | 47000.00 | 51000.00 | 48800.00 | 51000.00 |
| Bicycle | Each | 7000.00 | 7800.00 | 9066.18 | 9000.00 | 10000.00 | 8320.34 | 10000.00 |
| Tire Motorcycle CD 70 (Back Wheel) | Each | 1350.00 | 1050.00 | 1166.43 | 1250.00 | 1350.00 | 1301.66 | 1400.00 |
| Tire Car Mehran Tubeless (General) | Each | 4500.00 | 3200.00 | 3533.02 | 3900.00 | 3600.00 | 3531.15 | 3650.00 |
| Petrol Super | Per Litre | 113.24 | 113.24 | 113.24 | 113.24 | 113.24 | 113.24 | 113.24 |
| Hi-Speed Diesel | Per Litre | 127.14 | 127.14 | 127.14 | 127.14 | 127.14 | 127.14 | 127.14 |
| CNG | 1 kg/1 Ltr | 123.00 | 123.00 | 123.00 | 123.00 | 123.00 | 123.00 | 123.00 |
| Mobil Oil (Havoline 20w-50) | 4 Litres | 2338.89 | 2140.00 | 1700.00 | 2200.00 | 2000.00 | 1550.00 | 1950.00 |
| Motorcycle Service Charges | Each | 123.19 | 150.00 | 92.83 | 100.00 | 150.00 | 200.00 | 100.00 |
| Car Service Charges | Each | 577.38 | 500.00 | 500.00 | 400.00 | 350.00 | 660.39 | 500.00 |
| Tire Car Puncture Charges | Each | 86.07 | 80.00 | 73.19 | 100.00 | 85.55 | 86.53 | 100.00 |

Contd.

7.10 Intercity Consumer Prices September, 2019

| Description | Unit | Karachi | Hyder- abad | Nawab- shah | Mirpurkas | Sukkar | Larkana | Dadu |
|---|--------------|----------|----------------|----------------|-----------|----------|----------|----------|
| Car Tax 800 cc to 1500 cc | Per Year | 1638.00 | 1638.00 | 1638.00 | 1638.00 | 1638.00 | 1638.00 | 1638.00 |
| Train Fare Economy per Person | Per km | 1.07 | 1.07 | 1.07 | 1.07 | 1.07 | 1.07 | 1.07 |
| Train Fare AC Sleeper per Person | Per km | 4.71 | 4.71 | 4.71 | 4.71 | 4.71 | 4.71 | 4.71 |
| Train Fare AC Lower per Person | Per km | 2.66 | 2.66 | 2.66 | 2.66 | 2.66 | 2.66 | 2.66 |
| Train Fare Business Class per Person | Per km | 3.15 | 3.15 | 3.15 | 3.15 | 3.15 | 3.15 | 3.15 |
| Auto Rickshaw Fare | Minimum | 60.00 | 60.00 | 80.00 | 100.00 | 80.00 | 100.00 | 100.00 |
| Taxi Four Seater Fare | Minimum | 74.01 | 0.00 | 0.00 | 90.00 | 80.00 | 200.00 | 0.00 |
| Bus Fare Minimum Within City | Per Ticket | 15.00 | 10.00 | 0.00 | 10.00 | 0.00 | 0.00 | 0.00 |
| Bus Fare Maximum Within City | Per Ticket | 25.42 | 17.00 | 0.00 | 10.00 | 0.00 | 0.00 | 0.00 |
| Bus Fare Outside City (non AC) | Per km | 0.67 | 0.95 | 1.42 | 0.75 | 1.23 | 1.40 | 1.10 |
| Bus Fare Outside City (AC) | Per km | 1.36 | 1.66 | 1.78 | 1.70 | 2.27 | 1.60 | 1.78 |
| Mini Bus Fare Minimum Within City | Per Ticket | 15.00 | 10.00 | 0.00 | 0.00 | 0.00 | 0.00 | 0.00 |
| Mini Bus Fare Maximum Within City | Per Ticket | 24.41 | 20.00 | 0.00 | 0.00 | 0.00 | 0.00 | 0.00 |
| Suzuki Fare Minimum Within City | Per Ticket | 15.00 | 10.00 | 0.00 | 10.00 | 10.00 | 0.00 | 0.00 |
| Suzuki Fare Maximum Within City | Per Ticket | 26.71 | 20.00 | 0.00 | 10.00 | 30.00 | 0.00 | 0.00 |
| Air Fare Economy Class Per Kilometer (National Average) | Per Person | 23.96 | 23.96 | 23.96 | 23.96 | 23.96 | 23.96 | 23.96 |
| Courier Charges Minimum Within Zone Outside City (TCS) | Per Envelope | 200.00 | 200.00 | 200.00 | 200.00 | 200.00 | 200.00 | 200.00 |
| Mobile Set with Rear Camera and Without Touch Screen | Each | 2800.00 | 2600.00 | 3333.00 | 3000.00 | 2700.00 | 6000.00 | 2400.00 |
| Telephone Call Charges | Per Minute | 1.55 | 1.55 | 1.55 | 1.55 | 1.55 | 1.55 | 1.55 |
| Internet Charges (DSL) 1 MB (Unlimited) | Per Month | 2090.00 | 2090.00 | 2090.00 | 2090.00 | 2090.00 | 2090.00 | 2090.00 |
| Mobile Call Charges | Per Unit | 2.99 | 2.99 | 2.99 | 2.99 | 2.99 | 2.99 | 2.99 |
| LED Sony/Samsung 32" Colored | Each | 29855.11 | 32000.00 | 34000.00 | 35330.21 | 35000.00 | 32000.00 | 31000.00 |
| Personal Computer with LED Monitor (17") DELL/HP/ACER CORE i5 | Each | 48000.00 | 40655.85 | 58000.00 | 45000.00 | 70000.00 | 54000.00 | 0.00 |
| Laptop DELL/HP/ACER Core i5, Display (14'-15') | Each | 47510.63 | 40655.85 | 50657.97 | 46000.00 | 70000.00 | 58000.00 | 0.00 |
| Recreational Park Charges (Minimum Playland Ticket) | Per Person | 18.23 | 40.00 | 30.00 | 500.00 | 20.00 | 12.60 | 0.00 |
| Cable Charges | Per Month | 389.67 | 300.00 | 300.00 | 300.00 | 300.00 | 400.00 | 300.00 |
| English Book Class VI | Each | 77.65 | 77.65 | 77.65 | 77.65 | 77.65 | 77.65 | 77.65 |
| English Book Class IX and X | Each | 119.10 | 53.20 | 65.00 | 53.20 | 53.20 | 53.20 | 53.20 |
| English Book Class XI Complete Set | Each | 126.10 | 141.20 | 130.00 | 141.20 | 126.10 | 131.05 | 118.15 |
| English Book BA/B.SC | Each | 250.00 | 275.00 | 250.00 | 275.00 | 210.00 | 0.00 | 250.00 |
| Urdu Book Class V (Text Book Board) | Each | 72.60 | 72.60 | 72.60 | 72.60 | 72.60 | 72.60 | 72.60 |
| Urdu Book Class IX and X (Text Book Board) | Each | 69.25 | 69.25 | 69.25 | 69.25 | 69.25 | 69.25 | 69.25 |
| Urdu Book Class XI/Inter | Each | 69.65 | 51.65 | 51.65 | 51.65 | 51.65 | 51.65 | 51.65 |
| Urdu Book BA/B.SC | Each | 200.00 | 100.00 | 90.00 | 100.00 | 140.00 | 0.00 | 90.00 |
| Mathematics Book Class V (Text Book Board) | Each | 131.30 | 131.30 | 193.00 | 131.30 | 131.30 | 131.30 | 131.30 |
| Mathematics Book Class IX and X (Text Book Board) | Each | 214.90 | 214.90 | 214.90 | 214.90 | 214.90 | 214.90 | 214.90 |
| Mathematics Book Class XI (Text Book Board) | Each | 129.90 | 129.90 | 129.90 | 129.90 | 129.90 | 129.90 | 129.90 |
| Newspaper Daily Dawn | Each | 25.00 | 25.00 | 25.00 | 25.00 | 25.00 | 25.00 | 25.00 |
| Newspaper Daily Jang | Each | 20.00 | 20.00 | 20.00 | 20.00 | 20.00 | 20.00 | 20.00 |
| Akhbar-e-Jehan Weekly | Each | 70.00 | 70.00 | 70.00 | 70.00 | 70.00 | 70.00 | 70.00 |
| MAG THE WEEKLY (Magazine) | Each | 50.00 | 50.00 | 50.00 | 50.00 | 50.00 | 50.00 | 50.00 |
| Exercise Book (with Lines) 80 to 100 Pages | Each | 38.73 | 35.00 | 31.58 | 20.00 | 60.00 | 30.00 | 50.00 |
| Lead Pencil Goldfish | Each | 8.05 | 8.00 | 7.00 | 10.00 | 10.00 | 10.00 | 9.00 |
| Pen Ink Dollar 57 ml Bottle | Each | 25.42 | 28.66 | 20.00 | 30.00 | 25.00 | 25.00 | 35.00 |
| Photostat Paper 70 gm | Packet | 580.00 | 530.00 | 480.00 | 600.00 | 480.00 | 500.00 | 550.00 |
| Ballpoint Pen Local | Each | 10.00 | 10.00 | 8.62 | 10.00 | 10.00 | 8.62 | 10.00 |
| Private School Fee English Medium Average Standard (Class I) | Per Month | 1370.98 | 2120.88 | 2000.00 | 700.00 | 1500.00 | 1357.21 | 2800.00 |
| Private School Fee English Medium Average Standard (Class V) | Per Month | 1464.68 | 1779.99 | 2000.00 | 1000.00 | 1500.00 | 1393.16 | 2800.00 |
| Private School Fee English Medium Average Standard (Class VI) | Per Month | 2090.91 | 1773.29 | 2800.00 | 1000.00 | 1800.00 | 1391.24 | 3100.00 |
| Private School Fee English Medium Average Standard (Class X) | Per Month | 2375.07 | 2267.63 | 2800.00 | 1200.00 | 1800.00 | 1614.39 | 4000.00 |
| Government College Fee First Year | Per Month | 0.00 | 0.00 | 0.00 | 0.00 | 0.00 | 0.00 | 0.00 |
| Private College Fee First Year | Per Month | 5761.94 | 3158.18 | 0.00 | 3000.00 | 1500.00 | 3425.00 | 5000.00 |
| Coaching Fee for Class IX/X Science Group | Per Subject | 2000.00 | 877.95 | 1500.00 | 1000.00 | 1000.00 | 1500.00 | 700.00 |
| Coaching Fee for Class XI/XII Science Group | Per Subject | 2300.00 | 1062.66 | 2000.00 | 1250.00 | 2000.00 | 1000.00 | 1000.00 |
| Coaching Fee for Class XI/XII Commerce Group | Per Subject | 2200.00 | 1000.00 | 0.00 | 1000.00 | 2000.00 | 1000.00 | 700.00 |
| Government University Fee M.S.c / M.A. | Per Month | 2508.00 | 1000.00 | 1666.00 | 354.17 | 0.00 | 0.00 | 400.00 |
| Tuition Fee Private University M.Sc./M.A | Per Month | 2152.10 | 0.00 | 0.00 | 0.00 | 0.00 | 0.00 | 0.00 |
| Government Medical College/University Tuition Fee for MBBS (1st year) | Per Month | 2658.33 | 13416.00 | 2933.00 | 0.00 | 2658.00 | 5020.83 | 0.00 |
| Private Medical College/University Tuition Fee for MBBS (1st year) | Per Month | 66667.00 | 57250.00 | 0.00 | 60000.00 | 0.00 | 0.00 | 0.00 |
| Government Engineering University Tuition Fee for BE (1st year) | Per Month | 2733.33 | 1666.00 | 2083.00 | 0.00 | 0.00 | 1041.66 | 0.00 |
| Private Engineering University Tuition Fee for BE (1st year) | Per Month | 10542.00 | 0.00 | 0.00 | 0.00 | 0.00 | 0.00 | 0.00 |
| Vocational Training Basic Computer Short Course Fee (3 Months) | Per Course | 2419.97 | 2500.00 | 3000.00 | 0.00 | 3000.00 | 3100.00 | 3000.00 |
| Bread Tandoori Standard Size | Each | 11.11 | 12.00 | 10.00 | 10.00 | 10.00 | 8.00 | 10.00 |

Contd.

7.10 Intercity Consumer Prices September, 2019

| Description | Unit | Karachi | Hyder- abad | Nawab- shah | Mirpurkas | Sukkar | Larkana | Dadu |
|--|------------|----------|----------------|----------------|-----------|----------|----------|----------|
| Cooked Chicken at Average Hotel | Per Plate | 134.80 | 100.00 | 106.27 | 120.00 | 150.00 | 159.40 | 150.00 |
| Cooked Beef at Average Hotel | Per Plate | 111.12 | 100.00 | 70.00 | 100.00 | 150.00 | 100.00 | 100.00 |
| Cooked Daal at Average Hotel | Per Plate | 72.75 | 59.09 | 65.00 | 60.00 | 70.00 | 66.04 | 70.00 |
| Chicken Biryani Full/Double | Per Plate | 187.85 | 200.00 | 100.00 | 140.00 | 159.40 | 240.00 | 220.00 |
| Tea Prepared Ordinary | Per Cup | 25.00 | 30.00 | 30.00 | 30.00 | 26.57 | 30.00 | 25.00 |
| Pizza Chicken Medium Size (Average Quality) | Each | 718.18 | 424.27 | 350.00 | 700.00 | 350.00 | 530.00 | 250.00 |
| Burger with Shami Kabab (Average Quality) | Each | 61.57 | 63.16 | 63.16 | 40.00 | 50.00 | 60.00 | 60.00 |
| Chicken Roast (Full) (Average Quality) | Each | 818.12 | 849.35 | 600.00 | 750.00 | 800.00 | 745.74 | 1000.00 |
| Seekh Kabab (Beef) (Average Quality) | 1 Dozen | 541.15 | 480.00 | 416.64 | 300.00 | 240.00 | 274.73 | 400.00 |
| Marriage Hall Charges with Furniture | Per Head | 305.58 | 206.46 | 80.00 | 150.00 | 150.00 | 150.00 | 100.00 |
| Marriage Hall Service Charges with Food (Average Meal) | Per Head | 503.59 | 564.75 | 350.00 | 500.00 | 500.00 | 450.00 | 400.00 |
| Government Hostel Accommodation Fee for Intermediate College per Student | P/Month | 0.00 | 40.00 | 750.00 | 0.00 | 2700.00 | 0.00 | 0.00 |
| Private Hostel Accommodation Fee for Intermediate College per Student | P/Month | 0.00 | 0.00 | 0.00 | 0.00 | 10500.00 | 5000.00 | 5000.00 |
| Hair Cut Charges for Men | Per Cut | 91.46 | 82.73 | 100.00 | 50.00 | 70.00 | 113.24 | 100.00 |
| Hair Style Charges (at Average Beauty Parlor) | Per Style | 532.67 | 430.89 | 315.82 | 150.00 | 200.00 | 365.93 | 500.00 |
| Shaving Charges | Per Shave | 54.15 | 43.09 | 50.00 | 50.00 | 44.72 | 60.00 | 50.00 |
| Electric Hair Straightener (PHILIPS) | Each | 5557.32 | 3000.00 | 4000.00 | 1500.00 | 1650.00 | 4000.00 | 0.00 |
| Toilet Soap LUX 75 gm | Each | 42.85 | 42.85 | 42.85 | 42.85 | 42.85 | 42.85 | 42.85 |
| Toilet Soap LIFEBOUY 115 gm | Each | 44.15 | 44.15 | 44.15 | 44.15 | 44.15 | 44.15 | 44.15 |
| Tooth Paste COLGATE 75 gm | Each | 82.69 | 80.00 | 80.00 | 80.00 | 80.00 | 80.00 | 80.00 |
| Tooth Brush (SHIELD) | Each | 40.00 | 35.00 | 46.61 | 35.00 | 60.00 | 65.00 | 35.00 |
| Hair Color (KALA KOLA) | Tube | 140.00 | 130.00 | 130.00 | 130.00 | 130.00 | 140.00 | 130.00 |
| Hair Removing Cream (EU-Cream) 30ml Tube | Each | 70.00 | 70.00 | 70.00 | 70.00 | 70.00 | 65.00 | 70.00 |
| Shaving Cream (TOUCHME large/ADMIRAL) | Tube | 80.00 | 90.00 | 70.00 | 60.00 | 55.00 | 70.00 | 70.00 |
| Blade Treet Ordinary (10 no. Packet) | Each | 50.00 | 50.00 | 42.00 | 50.00 | 45.00 | 50.00 | 45.00 |
| Disposable Razor Gillette Blue II | Each | 50.00 | 50.00 | 50.00 | 40.00 | 50.00 | 45.00 | 50.00 |
| Shampoo Sun silk/Pantene 90 ml Bottle | Each | 112.00 | 99.00 | 110.00 | 99.00 | 110.00 | 110.00 | 100.00 |
| Lipstick Swiss Miss/Medora (Medium) | Each | 160.00 | 140.00 | 120.00 | 155.00 | 108.12 | 120.00 | 96.55 |
| Nail Polish Swiss Miss/Medora (Medium) | Each | 110.00 | 110.00 | 65.00 | 146.00 | 85.00 | 80.00 | 50.00 |
| Perfume Medium Size Broche/Medora | Each | 277.13 | 250.00 | 200.00 | 220.00 | 250.00 | 220.00 | 230.00 |
| Face Cream Ponds Medium Size (Cold) | Each | 130.00 | 160.00 | 110.00 | 120.00 | 130.00 | 130.00 | 120.00 |
| Talcum Powder Viceroy/Black Cat Large Size | Each | 185.00 | 190.00 | 160.00 | 150.00 | 155.00 | 161.65 | 150.00 |
| Hair Oil (Kala Kola hair tonic) | 200 ml | 198.84 | 192.00 | 190.00 | 170.00 | 190.00 | 190.00 | 190.00 |
| Tissue Paper Perfumed Box 100 napkins | Each | 150.00 | 132.29 | 100.00 | 90.00 | 110.00 | 150.00 | 100.00 |
| Pampers (Medium Size) | Small Pkt. | 380.26 | 220.00 | 329.70 | 220.00 | 350.00 | 400.00 | 200.00 |
| Gold Tezabi 24 Carett | 10 gm | 75360.00 | 74160.00 | 73160.00 | 74400.00 | 75010.00 | 72439.00 | 73500.00 |
| Silver Tezabi 24 Carett | 10 gm | 934.21 | 968.00 | 743.27 | 934.00 | 985.00 | 960.00 | 1000.00 |
| Wall Clock Quartz (Average Quality) | Each | 500.00 | 500.00 | 500.00 | 350.00 | 500.00 | 500.00 | 500.00 |
| Artificial Jewelry (Locket Set) (Average Quality) | Each | 1068.80 | 604.91 | 1700.00 | 375.00 | 653.32 | 1792.56 | 365.93 |
| Suitcase Ragzine (24"x16"x6") (Average Quality) | Each | 1873.99 | 1249.71 | 1600.00 | 900.00 | 1550.00 | 1500.00 | 1600.00 |
| Trunk Medium Size (Average Quality) | Each | 1995.78 | 1632.66 | 3065.24 | 1200.00 | 3500.00 | 1232.45 | 1700.00 |
| Purse Ladies Medium Size (Average Quality) | Each | 1805.55 | 945.74 | 1532.62 | 650.00 | 1200.00 | 1432.57 | 400.00 |

7.10 Intercity Consumer Prices September, 2019

| Description | Unit | Peshawar | Abbottabad | Bannu | D.I. Khan | Mingora |
|---|---------|----------|------------|---------|-----------|---------|
| Wheat | 10 kg | 393.04 | 500.00 | 399.75 | 346.63 | 360.00 |
| Wheat Flour (Fine/Superior Quality) | 1 kg | 48.29 | 55.00 | 46.00 | 43.00 | 51.00 |
| Wheat Flour (Average Quality) | 1 kg | 44.62 | 47.33 | 44.00 | 41.66 | 44.00 |
| Wheat Flour Bag | 20 kg | 871.81 | 920.00 | 880.00 | 846.65 | 880.00 |
| Suji | 1 kg | 60.00 | 60.00 | 56.62 | 60.00 | 60.00 |
| Vermicelli (Packet) | 1 kg | 103.85 | 90.00 | 80.00 | 93.22 | 80.00 |
| Besan | 1 kg | 140.00 | 133.25 | 126.58 | 130.00 | 130.00 |
| Rice Basmati (Superior Quality) | 1 kg | 146.59 | 180.00 | 150.00 | 140.00 | 160.00 |
| Rice Basmati 385/386 | 1 kg | 133.25 | 118.31 | 140.00 | 116.64 | 80.00 |
| Rice Basmati Broken (Average Quality) | 1 kg | 82.64 | 90.00 | 53.13 | 70.00 | 70.00 |
| Rice IRRI-6/9 (Sindh/Punjab) | 1 kg | 60.00 | 60.00 | 63.29 | 58.28 | 80.00 |
| Bread plain (Medium Size) | Each | 45.00 | 40.00 | 40.00 | 40.00 | 40.00 |
| Rusk (Papay) (Average Quality) | 1 kg | 232.92 | 180.00 | 180.00 | 150.00 | 240.00 |
| Biscuit Bakery (Loose, Average Quality) | 250 gm | 80.00 | 80.00 | 61.62 | 54.85 | 80.00 |
| Samosa (Vegetable, Average Quality) | Each | 10.00 | 10.00 | 15.00 | 15.00 | 10.00 |
| Nimko (Loose, Average Quality) | 250 gm | 52.09 | 50.00 | 53.28 | 56.46 | 65.00 |
| Beef with Bone (Average Quality) | 1 kg | 389.54 | 402.03 | 350.00 | 396.64 | 400.00 |
| Mutton (Average Quality) | 1 kg | 827.41 | 900.00 | 700.00 | 782.97 | 800.00 |
| Chicken Farm Broiler (Live) | 1 kg | 191.00 | 195.00 | 210.00 | 200.66 | 186.00 |
| Fish Rahu (Medium Size) | 1 kg | 269.39 | 350.00 | 370.00 | 353.30 | 250.00 |
| Milk fresh (Un-boiled) | 1 Litre | 104.75 | 100.00 | 90.00 | 86.53 | 110.00 |
| Milk Tetra Pack 1 Litre (MILK PAK/HALEEB/OLPERS) | Each | 133.31 | 130.00 | 130.00 | 135.00 | 130.00 |
| Curd | 1 kg | 114.82 | 110.00 | 96.64 | 86.53 | 120.00 |
| LACTOGEN 400 gm Packet | Each | 500.00 | 520.00 | 530.00 | 550.00 | 510.00 |
| Powdered Milk NIDO 390 gm Polybag | Each | 430.00 | 440.00 | 430.00 | 456.64 | 400.00 |
| Eggs Farm | Dozen | 103.23 | 99.00 | 110.00 | 100.00 | 90.00 |
| Butter Local Packed 50 gm | Each | 36.10 | 28.00 | 45.00 | 36.59 | 65.00 |
| Mustard Oil (Average Quality) | 1 kg | 241.82 | 280.00 | 180.00 | 253.29 | 250.00 |
| Cooking Oil DALDA or Other Similar Brand (SN), 5 Litre Tin | Each | 1095.00 | 1145.00 | 1150.00 | 1145.00 | 1050.00 |
| Vegetable Ghee DALDA/HABIB 2.5 kg Tin | Each | 521.66 | 546.66 | 560.00 | 536.65 | 490.00 |
| Vegetable Ghee DALDA/HABIB or Other superior Quality 1 kg Pouch | Each | 210.00 | 220.00 | 195.00 | 210.00 | 200.00 |
| Almonds (Badam) Kaghazi with Shell (Average Quality) | 1 kg | 773.54 | 766.31 | 750.00 | 519.25 | 750.00 |
| Groundnuts (Moong Phali) with shell | 1 kg | 206.85 | 240.00 | 189.82 | 200.00 | 216.61 |
| Kinnu (Average Quality) | 1 Dozen | 0.00 | 0.00 | 0.00 | 0.00 | 0.00 |
| Apple (Average Quality) | 1 kg | 135.39 | 150.00 | 106.27 | 96.55 | 120.00 |
| Peach (Average Quality) | 1 kg | 0.00 | 0.00 | 0.00 | 0.00 | 0.00 |
| Grapes (Angoor) (Average Quality) | 1 kg | 121.24 | 233.14 | 106.27 | 143.26 | 120.00 |
| Bananas (Kela) Local | 1 Dozen | 75.80 | 80.00 | 66.49 | 66.49 | 80.00 |
| Mango Kalmi (Average Quality) | 1 kg | 0.00 | 0.00 | 0.00 | 0.00 | 0.00 |
| Guava (Amrood) (Average Quality) | 1 kg | 94.44 | 82.43 | 30.00 | 76.52 | 100.00 |
| Watermelon (Turbooz) | 1 kg | 0.00 | 0.00 | 0.00 | 0.00 | 0.00 |
| Muskmelon (Kharbuza) | 1 kg | 0.00 | 0.00 | 0.00 | 0.00 | 0.00 |
| Pulse Masoor (Washed) | 1 kg | 109.41 | 120.00 | 120.00 | 131.65 | 120.00 |
| Pulse Moong (Washed) | 1 kg | 162.11 | 173.27 | 166.60 | 176.60 | 160.00 |
| Pulse Mash (Washed) | 1 kg | 174.37 | 196.61 | 166.41 | 163.27 | 180.00 |
| Pulse Gram | 1 kg | 147.09 | 146.59 | 123.24 | 131.65 | 120.00 |
| Gram Whole Black (Average Quality) | 1 kg | 129.61 | 153.26 | 100.00 | 116.57 | 120.00 |
| Gram Whole Yellow (Average Quality) | 1 kg | 144.36 | 163.27 | 150.00 | 156.59 | 150.00 |
| Beans Red/White (Lobia) | 1 kg | 149.30 | 174.63 | 133.25 | 123.31 | 130.00 |
| Potatoes | 1 kg | 38.74 | 40.00 | 36.34 | 28.65 | 35.00 |
| Chips (Loose) | 250 gm | 56.35 | 86.18 | 61.62 | 55.00 | 60.00 |
| Onions | 1 kg | 78.26 | 80.00 | 70.00 | 71.63 | 80.00 |
| Tomatoes | 1 kg | 47.58 | 46.42 | 40.00 | 46.42 | 40.00 |
| Turnip (Shalgham) | 1 kg | 0.00 | 0.00 | 0.00 | 0.00 | 0.00 |
| Radish (Mooli) | 1 kg | 0.00 | 60.00 | 0.00 | 0.00 | 0.00 |
| Cauliflower (Phool Gobhi) | 1 kg | 0.00 | 0.00 | 0.00 | 0.00 | 0.00 |
| Bottlegourd (Loki) | 1 kg | 43.09 | 56.46 | 40.00 | 34.76 | 50.00 |
| Lady Finger (Bhindi) | 1 kg | 56.28 | 70.00 | 70.00 | 43.09 | 60.00 |
| Peas (Matar) | 1 kg | 0.00 | 0.00 | 0.00 | 0.00 | 0.00 |
| Spinach (Paalak) | 1 kg | 28.28 | 30.00 | 0.00 | 0.00 | 0.00 |

Contd.

7.10 Intercity Consumer Prices September, 2019

| Description | Unit | Peshawar | Abbottabad | Bannu | D.I. Khan | Mingora |
|---|----------|----------|------------|---------|-----------|---------|
| Tinda | 1 kg | 57.44 | 100.00 | 0.00 | 40.00 | 80.00 |
| Turai | 1 kg | 41.00 | 73.19 | 33.02 | 48.27 | 100.00 |
| Karela | 1 kg | 58.30 | 70.00 | 66.49 | 56.46 | 80.00 |
| Chilies (Green) | 250 gm | 20.00 | 26.21 | 20.00 | 23.21 | 30.00 |
| Carrot (Gajar) | 1 kg | 0.00 | 0.00 | 0.00 | 0.00 | 0.00 |
| Cucumber (Kheera) | 1 kg | 57.62 | 66.49 | 50.00 | 46.42 | 60.00 |
| Lemon | 250 gm | 40.00 | 63.16 | 30.00 | 25.00 | 30.00 |
| Garlic (Lehsun) | 1 kg | 255.86 | 225.85 | 280.00 | 224.96 | 240.00 |
| Sugar Refined | 1 kg | 77.08 | 77.00 | 75.00 | 75.67 | 76.00 |
| Gur (Average Quality) | 1 kg | 117.50 | 123.24 | 106.56 | 96.55 | 100.00 |
| Honey MARHABA Bottle 500 gm | Each | 380.00 | 400.00 | 433.00 | 382.59 | 375.00 |
| Sweetmeat (Mixed Mithai) | 1 kg | 310.82 | 350.00 | 200.00 | 253.29 | 330.00 |
| Ice Cream Walls Cup (Large Size) | Each | 50.00 | 50.00 | 50.00 | 50.00 | 50.00 |
| Cumin seed (Zeera) White NATIONAL 50 gm Packet | Each | 70.00 | 71.63 | 70.00 | 75.00 | 70.00 |
| Pepper Black NATIONAL 50 gm Packet | Each | 113.24 | 110.00 | 110.00 | 110.00 | 110.00 |
| Coriander Seed Powder NATIONAL 200 gm Packet | Each | 130.00 | 120.00 | 130.00 | 130.00 | 130.00 |
| Cardamom Large (Loose) (Average Quality) | 50 gm | 154.92 | 120.00 | 200.00 | 110.00 | 100.00 |
| Cardamom Small (Average Quality) | 50 gm | 259.10 | 232.08 | 180.00 | 70.00 | 200.00 |
| Salt Powdered (NATIONAL/SHAN) 800 gm Packet | Each | 30.00 | 30.00 | 30.00 | 30.00 | 30.00 |
| Chilies Powder NATIONAL 200 gm Packet | Each | 150.00 | 150.00 | 150.00 | 150.00 | 150.00 |
| Turmeric Powder NATIONAL 50 gm Packet | Each | 40.00 | 40.00 | 40.00 | 40.00 | 40.00 |
| Tomato Ketchup MITCHELLS/NATIONAL 1 kg Polybag | Each | 222.99 | 230.00 | 200.00 | 239.57 | 240.00 |
| Pickle MITCHELLS/NATIONAL Bottle (340 gm-400 gm) | Each | 156.81 | 145.00 | 100.00 | 140.00 | 130.00 |
| Ginger (Adrak) | 500 gm | 183.48 | 157.91 | 190.00 | 143.26 | 213.12 |
| Custard Powder RAFHAN 300 gm Packet | Each | 85.00 | 85.00 | 85.00 | 85.00 | 80.00 |
| Tea Lipton Yellow Label 190 gm Packet | Each | 230.00 | 230.00 | 230.00 | 210.00 | 200.00 |
| Cold Drink (PEPSI/COCA-COLA) 1.5 Liter Bottle | Each | 96.55 | 100.00 | 90.00 | 100.00 | 100.00 |
| Fruit Juice Small Packet 250 ml | Each | 20.00 | 30.00 | 20.00 | 20.00 | 30.00 |
| Mineral Water NESTLE 1.5 Liter | Each | 60.00 | 53.13 | 60.00 | 60.00 | 55.00 |
| JAM-E-SHIREEN Standard Size (800 ml) | 1 Bottle | 213.28 | 220.00 | 210.00 | 210.00 | 200.00 |
| Cigarettes Capstan 20'S Packet | Each | 80.00 | 80.00 | 90.00 | 80.00 | 80.00 |
| Cigarettes Gold Leaf 20'S Packet | Each | 180.00 | 170.00 | 180.00 | 180.00 | 170.00 |
| Pan Prepared (Sweet with Beetle Nuts) | Each | 56.46 | 20.00 | 0.00 | 22.89 | 0.00 |
| Long Cloth 57" Gul Ahmed/Al Karam | 1 Metre | 450.00 | 330.00 | 436.57 | 336.54 | 278.00 |
| Shirting (Average Quality) | 1 Metre | 419.31 | 282.31 | 200.00 | 173.27 | 182.92 |
| Pant Cloth Wash & Wear (Average Quality) | 1 Metre | 479.62 | 466.08 | 686.66 | 286.03 | 631.64 |
| Lawn Printed Gul Ahmed/Al Karam | 1 Metre | 430.00 | 573.00 | 449.20 | 279.52 | 242.00 |
| Georgette (Average Quality) | 1 Metre | 148.52 | 250.00 | 120.00 | 103.23 | 116.64 |
| Linen, Ladies (Average Quality) | 1 Metre | 213.00 | 156.59 | 144.94 | 126.58 | 170.00 |
| Heavy Weight Suiting LAWRANCE PUR (Average Quality) | 1 Metre | 4800.00 | 0.00 | 980.00 | 1266.45 | 2266.17 |
| Full Pant Boy Length 24"/26" | Each | 489.72 | 865.35 | 750.00 | 389.74 | 450.00 |
| Shirt Boy Length 24"/26" | Each | 406.39 | 664.94 | 400.00 | 329.70 | 416.02 |
| School Uniform Boys (Pant & Shirt) 24"/26" | Suit | 852.78 | 832.03 | 866.35 | 700.00 | 750.00 |
| School Uniform Girls (Kameez & Shalwar) 24"/26" | Suit | 941.63 | 1000.00 | 750.00 | 650.00 | 570.00 |
| Awami Suit Gents Wash & Wear (Average Quality) | Suit | 1863.38 | 2400.00 | 2000.00 | 1165.70 | 800.00 |
| Women Shalwar Kameez (Average Quality) | Suit | 1894.31 | 2500.00 | 2098.41 | 1232.45 | 508.20 |
| Pullover Gents Oxford/Bonanza | Each | 4113.90 | 3990.00 | 3500.00 | 2400.00 | 3500.00 |
| Pullover Ladies Oxford/Bonanza | Each | 3559.83 | 3450.00 | 3400.00 | 2400.00 | 3500.00 |
| Pullover Gents (Average Quality) | Each | 1351.61 | 2159.58 | 1532.62 | 833.00 | 1898.24 |
| Tailoring Charges Shirt (Men) | Each | 625.73 | 600.00 | 450.00 | 365.93 | 500.00 |
| Tailoring Charges Pant (Men) | Each | 1702.96 | 1292.66 | 1200.00 | 800.00 | 1129.24 |
| Tailoring Charges Awami Suit (Male) | Suit | 760.32 | 752.37 | 600.00 | 582.85 | 682.92 |
| Tailoring Charges Simple Suit (Female) | Suit | 557.81 | 516.14 | 482.74 | 466.08 | 631.64 |
| Underwear Medium Size (Average Quality) | Each | 133.47 | 250.00 | 150.00 | 86.18 | 130.00 |
| Vest "Baniyan" for Men Average Quality | Each | 150.77 | 250.00 | 106.27 | 76.52 | 96.55 |
| Brassier (Average Quality) | Each | 135.84 | 250.00 | 200.00 | 103.23 | 129.27 |
| Socks Nylon Local (Average Quality) | Pair | 86.18 | 100.00 | 66.63 | 53.13 | 50.00 |
| Dopatta Georgette (Average Quality) | Each | 283.70 | 400.00 | 260.00 | 232.08 | 350.00 |
| Dopatta Cotton (Average Quality) | Each | 230.77 | 300.00 | 300.00 | 250.00 | 260.00 |
| Chaddar (Wash-n-Wear) (2x2.5 Meter) | Each | 1141.27 | 631.64 | 478.33 | 343.20 | 832.03 |
| Washing Charges Pant and Shirt Both | Each | 227.02 | 80.00 | 100.00 | 80.00 | 100.00 |

Contd.

7.10 Intercity Consumer Prices September, 2019

| Description | Unit | Peshawar | Abbottabad | Bannu | D.I. Khan | Mingora |
|---|-----------|-----------|------------|-----------|-----------|-----------|
| Dry Cleaning Charges Pant Coat Both | Suit | 567.59 | 548.48 | 250.00 | 180.00 | 450.00 |
| Washing Charges Shalwar Kameez | Suit | 104.83 | 88.79 | 90.00 | 40.00 | 70.00 |
| Gents Shoes Paul Bata | Pair | 1299.00 | 1299.00 | 1299.00 | 1299.00 | 1299.00 |
| Gents Sandal Bata | Pair | 1199.00 | 1199.00 | 1199.00 | 1199.00 | 1199.00 |
| Gents Sponge Chappal Bata | Pair | 199.00 | 199.00 | 199.00 | 199.00 | 199.00 |
| Ladies Sandal Bata | Pair | 599.00 | 599.00 | 599.00 | 599.00 | 599.00 |
| Ladies Sponge Chappal Bata | Pair | 179.00 | 179.00 | 179.00 | 179.00 | 179.00 |
| Children Shoes Power Lite Bata | Pair | 1199.00 | 1199.00 | 1199.00 | 1199.00 | 1199.00 |
| Gents Shoes Servis | Pair | 999.00 | 999.00 | 999.00 | 999.00 | 999.00 |
| Cheetah 50 Size 3-5 Servis | Pair | 1599.00 | 1599.00 | 1599.00 | 1599.00 | 1599.00 |
| Shoe Repair Full Sole | Pair | 348.40 | 282.31 | 93.22 | 93.22 | 300.00 |
| Shoe Polish Charges | Pair | 22.89 | 30.00 | 20.00 | 20.00 | 20.00 |
| House Rent Combined | Quarterly | 11074.00 | 7505.00 | 7453.00 | 7663.00 | 7104.00 |
| Synthetic Enamel ICI Balti 3.64 Litre | Each | 2913.27 | 2900.00 | 2450.00 | 2131.20 | 2800.00 |
| Cement (Local) 50 kg Bag | Each | 539.94 | 576.65 | 520.00 | 496.66 | 520.00 |
| Bricks New 1st Class | 1000 No. | 10054.36 | 13493.82 | 7500.00 | 6466.49 | 11000.00 |
| Cement Blocks (6"x8"x12") | 100 No. | 3000.00 | 3500.00 | 2500.00 | 2532.90 | 3400.00 |
| Bajri | 100 cu ft | 3932.19 | 4326.75 | 1800.00 | 2698.76 | 2700.00 |
| Sand (Black Pit) | 100 cu ft | 2819.20 | 4261.67 | 1466.48 | 1381.91 | 3198.96 |
| Iron Bars (M.S. BAR) 1/2 " 40 Grade | 1 Ton | 109800.00 | 116326.67 | 115000.00 | 109332.32 | 116000.00 |
| Painter Wage Rate | Per Day | 1200.00 | 1200.00 | 1000.00 | 1000.00 | 1200.00 |
| Mason Wage Rate | Per Day | 1200.00 | 1292.66 | 1400.00 | 1065.60 | 1300.00 |
| Unskilled Labor Wage Rate | Per Day | 631.64 | 832.03 | 600.00 | 564.62 | 700.00 |
| Plumber Wage Rate | Per Day | 1200.00 | 1500.00 | 900.00 | 1000.00 | 1200.00 |
| Electrician Charges | Per Point | 100.00 | 250.00 | 100.00 | 70.00 | 265.66 |
| Water Charges Per House | Monthly | 340.85 | 175.00 | 300.00 | 100.00 | 150.00 |
| Charges for Refuse/Waste Collection | Monthly | 0.00 | 300.00 | 450.00 | 215.44 | 0.00 |
| Electricity Charges upto 50 Units | Per Unit | 3.70 | 3.70 | 3.70 | 3.70 | 3.70 |
| Electricity Charges 51-100 Units | Per Unit | 7.39 | 7.39 | 7.39 | 7.39 | 7.39 |
| Electricity Charges 101-300 Units | Per Unit | 9.84 | 9.84 | 9.84 | 9.84 | 9.84 |
| Electricity Charges 301-700 Units | Per Unit | 11.33 | 11.33 | 11.33 | 11.33 | 11.33 |
| Electricity Charges Above 700 Units | Per Unit | 17.76 | 17.76 | 17.76 | 17.76 | 17.76 |
| Electricity Charges Combined | Per Unit | 10.00 | 10.00 | 10.00 | 10.00 | 10.00 |
| Gas Charges upto 3.3719 MMBTU | MMBTU | 141.57 | 141.57 | 141.57 | 0.00 | 141.57 |
| Gas Charges 3.3719 - 6.7438 MMBTU | MMBTU | 162.20 | 162.20 | 162.20 | 0.00 | 162.20 |
| Gas Charges 6.7438 - 10.1157 MMBTU | MMBTU | 351.00 | 351.00 | 351.00 | 0.00 | 351.00 |
| Gas Charges 10.1157 - 13.4876 MMBTU | MMBTU | 555.10 | 555.10 | 555.10 | 0.00 | 555.10 |
| Gas Charges Above 13.4876 MMBTU | MMBTU | 1141.26 | 1141.26 | 1141.26 | 0.00 | 1141.26 |
| Gas Charges Combined | MMBTU | 470.23 | 470.23 | 470.23 | 0.00 | 470.23 |
| LPG 11.67 kg Cylinder | Each | 1400.40 | 1343.30 | 1150.00 | 1250.00 | 1266.45 |
| Firewood Whole | 40 kg | 732.22 | 531.33 | 500.00 | 363.42 | 500.00 |
| Chair Sheesham Wood with Arm | Each | 2519.71 | 3000.00 | 1232.45 | 2532.90 | 1200.00 |
| Chair Plastic (Chairman) (Average Quality) | Each | 1488.55 | 1100.00 | 700.00 | 832.03 | 850.00 |
| Central Table Set with Glass Top | Set | 6861.48 | 10656.02 | 8000.00 | 8663.50 | 9000.00 |
| Sofa Set Five Seater | Set | 27051.13 | 18000.00 | 18000.00 | 20645.60 | 21312.04 |
| Dining Table wit Glass Top and Six Chairs (Average Quality) | Set | 32111.49 | 40000.00 | 20000.00 | 22000.00 | 32970.28 |
| Cot Iron (Charpai) | Each | 2427.21 | 3065.24 | 2498.67 | 2500.00 | 2300.00 |
| Steel Almirah | Each | 9811.57 | 16000.00 | 10764.70 | 9527.71 | 9000.00 |
| Mattress Foam Single Bed Molty/Diamond (4" Thick) | Each | 7200.00 | 7200.00 | 6600.00 | 4500.00 | 6300.00 |
| Tube Light Philips 40 Watt | Each | 153.26 | 170.00 | 160.00 | 123.24 | 100.00 |
| Energy Saver Philips 14 Watt | Each | 190.00 | 190.00 | 170.00 | 220.00 | 200.00 |
| Plain Carpet | 1 sq ft | 48.47 | 65.00 | 52.00 | 35.00 | 46.61 |
| Readymade Quilt (3 kg) | Each | 1135.77 | 1200.00 | 1083.07 | 600.00 | 631.64 |
| Blanket Single (SN) | Each | 2437.80 | 3324.70 | 2500.00 | 2700.00 | 2500.00 |
| Bed Sheet Single (Superior Quality) | Each | 1084.41 | 1000.00 | 780.79 | 500.00 | 700.00 |
| Bed Sheet Double with two Pillow Covers (Superior Quality) | Set | 1659.31 | 2500.00 | 1649.49 | 1066.41 | 2000.00 |
| Towel Medium Size (3' x 2') | Each | 359.57 | 600.00 | 350.00 | 300.00 | 265.66 |
| Ceiling Fan 56" Pak/Younas/Millat | Each | 3586.33 | 4297.71 | 3600.00 | 4297.71 | 3766.37 |
| Refrigerator Dawlance/Pel 10 Cubic feet Double Door | Each | 33832.51 | 45498.17 | 38000.00 | 43700.00 | 36000.00 |
| Split Air Conditioner Orient/LG/Dawlance 1.5 Ton | Each | 55664.66 | 58000.00 | 55000.00 | 59325.79 | 59664.80 |
| Air Cooler Super Asia ECM-4000/JC-1000 | Each | 19691.98 | 16826.82 | 19000.00 | 14900.00 | 13000.00 |

Contd.

7.10 Intercity Consumer Prices September, 2019

| Description | Unit | Peshawar | Abbottabad | Bannu | D.I. Khan | Mingora |
|---|-------------|------------|------------|----------|------------|----------|
| Washing Machine with Spinner (Super Asia or Similar Brand) (SN) | Each | 20780.52 | 20500.00 | 17000.00 | 17400.00 | 15200.00 |
| Sewing Machine (SN) Without Cover | Each | 9095.48 | 8400.00 | 9200.00 | 7500.00 | 8200.00 |
| Geyser Super Asia Large Size 30 Gallons (Gas) | Each | 26159.00 | 19500.00 | 20000.00 | 20000.00 | 18250.00 |
| Electric Iron Dry (National/West Point) | Each | 2639.63 | 3761.00 | 2000.00 | 3000.00 | 2000.00 |
| Frying Pan Non-stick Medium Size Sonex | Each | 504.76 | 1565.95 | 870.00 | 600.00 | 550.00 |
| Water Set (OMROC) 6 Glasses + jug | Set | 579.89 | 914.58 | 616.22 | 526.26 | 450.00 |
| Tea Set Pakistani (China-Ware) Set of 21 Pieces | Set | 3037.91 | 6022.14 | 1616.50 | 2500.00 | 2598.72 |
| Dinner Set Plastic 72 Pieces Super Quality | Set | 9931.81 | 6829.20 | 4500.00 | 5000.00 | 6000.00 |
| Bucket (Balti) Plastic Medium Size | Each | 403.14 | 580.00 | 459.79 | 350.00 | 360.00 |
| Lota Plastic Medium Size (Average Quality) | Each | 64.51 | 100.00 | 40.00 | 60.00 | 63.29 |
| Water Pump Golden Monoblock/Donkey 0.5 H.P | Each | 4098.78 | 8000.00 | 5500.00 | 6500.00 | 8500.00 |
| Sufi Washing Soap 250 gm Cake | Each | 45.00 | 45.00 | 45.00 | 45.00 | 35.00 |
| Surf Excel 500 gm Polybag | Each | 155.00 | 155.00 | 155.00 | 155.00 | 150.00 |
| Express Washing Powder 1 KG Polybag | Each | 210.00 | 210.00 | 190.00 | 199.00 | 200.00 |
| Cleanser Powder Vim 900 gm Polybag | Each | 80.00 | 80.00 | 80.00 | 80.00 | 100.00 |
| Finis 400 ml Bottle | Each | 220.00 | 220.00 | 170.00 | 170.00 | 180.00 |
| Phenyl Tyfon/Finis 2.75 Litre Bottle | Each | 190.00 | 195.00 | 140.00 | 160.00 | 150.00 |
| Harpic 500 ml Bottle | Each | 197.66 | 200.00 | 199.00 | 190.00 | 200.00 |
| Boot Polish Cherry/KIWI 42 ml | Each | 140.00 | 155.00 | 140.00 | 140.00 | 140.00 |
| Robin Blue Liquid 75 ml Bottle | Each | 65.00 | 85.00 | 60.00 | 65.00 | 65.00 |
| Match Box | Each | 2.00 | 3.00 | 3.00 | 2.00 | 1.00 |
| Household Servant Female Part Time | Per Month | 2843.43 | 3000.00 | 1650.00 | 2823.11 | 3634.24 |
| Septran Tablets | 10 No. | 20.89 | 20.89 | 20.89 | 20.89 | 20.89 |
| Panadol Tablets Plain | 10 No. | 15.00 | 15.00 | 15.00 | 15.00 | 15.00 |
| Flagyl Tablets 400 mg | 10 No. | 20.15 | 20.15 | 20.15 | 20.15 | 20.15 |
| Ventolin Tablets 2 mg | 10 No. | 10.31 | 10.31 | 10.31 | 10.31 | 10.31 |
| Daonil Tablets 5 mg | 10 No. | 21.66 | 21.66 | 21.66 | 21.66 | 21.66 |
| Entox Tablets | 10 No. | 16.00 | 16.00 | 16.00 | 16.00 | 16.00 |
| CAC 1000 Tablets Sandoz Bottle | Each | 153.04 | 153.04 | 153.04 | 153.04 | 153.04 |
| Amoxil Capsule 250 mg | 10 No. | 43.00 | 43.00 | 36.40 | 43.00 | 36.40 |
| Lederplex Syrup Bottle | Each | 52.74 | 57.00 | 57.00 | 52.74 | 52.74 |
| Phenergan Syrup 120 ml Bottle | Each | 42.25 | 42.25 | 42.25 | 42.25 | 42.25 |
| Calpol Syrup 100 ml Bottle | Each | 58.89 | 58.89 | 58.89 | 58.89 | 58.89 |
| Hydrillin Syrup 120 ml Bottle | Each | 69.00 | 69.00 | 69.00 | 69.00 | 69.00 |
| Inderal Tablets 10 mg | 10 No. | 16.65 | 16.65 | 16.65 | 16.65 | 16.65 |
| Betnovate-N Ointment 10 gm Tube | Each | 29.77 | 29.77 | 29.77 | 29.77 | 29.77 |
| Johar Joshanda Instant (Sachet) Packet | Each | 10.00 | 10.00 | 10.00 | 10.00 | 10.00 |
| Glaxose-D 400 gm Packet | Each | 140.00 | 150.00 | 140.00 | 150.00 | 140.00 |
| Dettol Medium Bottle | Each | 153.26 | 160.00 | 150.00 | 150.00 | 150.00 |
| Electronic BP Checking Apparatus | Each | 2800.00 | 3500.00 | 3000.00 | 3065.24 | 5500.00 |
| Glucometer | Each | 2814.05 | 2250.00 | 3800.00 | 2000.00 | 3000.00 |
| Doctor (MBBS) Clinic Fee | Per Patient | 430.35 | 400.00 | 150.00 | 300.00 | 500.00 |
| Gynecologist Fee Per Visit | Per Patient | 700.00 | 300.00 | 464.16 | 464.16 | 600.00 |
| Dental Surgeon Fee Per Visit | Per Patient | 500.00 | 200.00 | 350.00 | 330.19 | 300.00 |
| Dental Extraction Fee | Per Tooth | 500.00 | 262.07 | 500.00 | 1310.37 | 2000.00 |
| Urine Test (DR) Charges | Per Test | 159.43 | 100.00 | 100.00 | 100.00 | 110.00 |
| Blood Test (CP) Charges | Per Test | 288.45 | 300.00 | 180.00 | 300.00 | 300.00 |
| Sugar Test (Random/Fasting) Charges of Both | Per Test | 262.07 | 185.66 | 140.00 | 100.00 | 200.00 |
| ECG Charges | Per Test | 200.00 | 300.00 | 250.00 | 350.00 | 200.00 |
| X-RAY (Chest) Charges | Per X-ray | 332.47 | 400.00 | 215.44 | 332.47 | 200.00 |
| Ultrasound Abdominal | Per Test | 564.62 | 500.00 | 500.00 | 564.62 | 500.00 |
| Physiotherapist Fee Per Visit | Per Patient | 520.67 | 500.00 | 500.00 | 363.42 | 500.00 |
| Cost of Surgery (C-Section) | Per Case | 42627.70 | 40000.00 | 23207.94 | 33019.27 | 28000.00 |
| Car Suzuki 800 cc Without AC | Each | 938000.00 | 0.00 | 0.00 | 839000.00 | 0.00 |
| Car Suzuki 1000 cc | Each | 1782500.00 | 1885000.00 | 0.00 | 1767484.09 | 0.00 |
| Car Toyota 1300 cc Xli | Each | 2586500.00 | 2786500.00 | 0.00 | 2585353.75 | 0.00 |
| Car Honda Civic Turbo 1.5 VTEC | Each | 3916500.00 | 4415000.00 | 0.00 | 0.00 | 0.00 |
| Motorcycle Honda CD 70 | Each | 74900.00 | 73900.00 | 73766.43 | 74465.76 | 73900.00 |
| Motorcycle United/Unique 70 cc | Each | 46000.00 | 44500.00 | 46000.00 | 43000.00 | 47000.00 |
| Bicycle | Each | 10000.00 | 10200.00 | 9500.00 | 7162.85 | 6500.00 |
| Tire Motorcycle CD 70 (Back Wheel) | Each | 1577.22 | 1616.50 | 1166.43 | 1433.14 | 1500.00 |

Contd.

7.10 Intercity Consumer Prices September, 2019

| Description | Unit | Peshawar | Abbottabad | Bannu | D.I. Khan | Mingora |
|---|--------------|----------|------------|----------|-----------|----------|
| Tire Car Mehran Tubeless (General) | Each | 4430.03 | 2500.00 | 3500.00 | 3732.13 | 3600.00 |
| Petrol Super | Per Litre | 113.24 | 113.24 | 113.24 | 113.24 | 113.24 |
| Hi-Speed Diesel | Per Litre | 127.14 | 127.14 | 127.14 | 127.14 | 127.14 |
| CNG | 1 kg/1 Ltr | 138.90 | 138.90 | 142.90 | 0.00 | 134.90 |
| Mobil Oil (Havoline 20w-50) | 4 Litres | 2400.00 | 2280.00 | 2200.00 | 2164.00 | 2400.00 |
| Motorcycle Service Charges | Each | 150.00 | 131.04 | 70.00 | 131.04 | 100.00 |
| Car Service Charges | Each | 344.06 | 400.00 | 400.00 | 350.00 | 300.00 |
| Tire Car Puncture Charges | Each | 55.93 | 70.71 | 100.00 | 100.00 | 53.13 |
| Car Tax 800 cc to 1500 cc | Per Year | 1638.00 | 1638.00 | 1638.00 | 1638.00 | 1638.00 |
| Train Fare Economy per Person | Per km | 1.07 | 1.07 | 1.07 | 1.07 | 1.07 |
| Train Fare AC Sleeper per Person | Per km | 4.71 | 4.71 | 4.71 | 4.71 | 4.71 |
| Train Fare AC Lower per Person | Per km | 2.66 | 2.66 | 2.66 | 2.66 | 2.66 |
| Train Fare Business Class per Person | Per km | 3.15 | 3.15 | 3.15 | 3.15 | 3.15 |
| Auto Rickshaw Fare | Minimum | 60.00 | 0.00 | 50.00 | 50.00 | 50.00 |
| Taxi Four Seater Fare | Minimum | 120.00 | 250.00 | 0.00 | 150.00 | 0.00 |
| Bus Fare Minimum Within City | Per Ticket | 13.10 | 20.00 | 0.00 | 0.00 | 0.00 |
| Bus Fare Maximum Within City | Per Ticket | 26.21 | 20.00 | 20.00 | 0.00 | 0.00 |
| Bus Fare Outside City (non AC) | Per km | 1.40 | 1.52 | 1.33 | 1.50 | 0.98 |
| Bus Fare Outside City (AC) | Per km | 2.10 | 2.17 | 1.66 | 2.00 | 1.75 |
| Mini Bus Fare Minimum Within City | Per Ticket | 13.10 | 0.00 | 0.00 | 0.00 | 0.00 |
| Mini Bus Fare Maximum Within City | Per Ticket | 40.00 | 0.00 | 0.00 | 0.00 | 0.00 |
| Suzuki Fare Minimum Within City | Per Ticket | 13.10 | 20.00 | 0.00 | 10.00 | 10.00 |
| Suzuki Fare Maximum Within City | Per Ticket | 33.02 | 20.00 | 0.00 | 18.17 | 15.00 |
| Air Fare Economy Class Per Kilometer (National Average) | Per Person | 23.96 | 23.96 | 23.96 | 23.96 | 23.96 |
| Courier Charges Minimum Within Zone Outside City (TCS) | Per Envelope | 200.00 | 200.00 | 200.00 | 200.00 | 200.00 |
| Mobile Set with Rear Camera and Without Touch Screen | Each | 3226.86 | 3800.00 | 3000.00 | 2431.47 | 2500.00 |
| Telephone Call Charges | Per Minute | 1.55 | 1.55 | 1.55 | 1.55 | 1.55 |
| Internet Charges (DSL) 1 MB (Unlimited) | Per Month | 2090.00 | 2090.00 | 2090.00 | 2090.00 | 2090.00 |
| Mobile Call Charges | Per Unit | 2.99 | 2.99 | 2.99 | 2.99 | 2.99 |
| LED Sony/Samsung 32" Colored | Each | 39523.51 | 0.00 | 29329.57 | 31663.13 | 22000.00 |
| Personal Computer with LED Monitor (17") DELL/HP/ACER CORE i5 | Each | 55744.95 | 43000.00 | 55000.00 | 68000.00 | 0.00 |
| Laptop DELL/HP/ACER Core i5, Display (14'-15') | Each | 58275.35 | 65000.00 | 60000.00 | 70000.00 | 0.00 |
| Recreational Park Charges (Minimum Playland Ticket) | Per Person | 10.00 | 10.00 | 20.00 | 23.21 | 10.00 |
| Cable Charges | Per Month | 215.44 | 300.00 | 300.00 | 300.00 | 300.00 |
| English Book Class VI | Each | 90.00 | 90.00 | 72.00 | 75.00 | 90.00 |
| English Book Class IX and X | Each | 69.50 | 69.50 | 67.00 | 69.76 | 75.00 |
| English Book Class XI Complete Set | Each | 89.00 | 89.00 | 76.00 | 76.00 | 94.00 |
| English Book BA/B.SC | Each | 182.50 | 75.00 | 120.00 | 105.00 | 70.00 |
| Urdu Book Class V (Text Book Board) | Each | 71.00 | 73.00 | 76.00 | 76.00 | 73.00 |
| Urdu Book Class IX and X (Text Book Board) | Each | 67.50 | 67.50 | 67.50 | 67.50 | 75.00 |
| Urdu Book Class XI/Inter | Each | 86.00 | 86.00 | 86.00 | 82.00 | 100.00 |
| Urdu Book BA/B.SC | Each | 127.50 | 140.00 | 160.00 | 240.00 | 121.64 |
| Mathematics Book Class V (Text Book Board) | Each | 91.00 | 101.00 | 105.00 | 105.00 | 101.00 |
| Mathematics Book Class IX and X (Text Book Board) | Each | 134.00 | 134.00 | 119.50 | 112.00 | 145.94 |
| Mathematics Book Class XI (Text Book Board) | Each | 203.00 | 203.00 | 203.00 | 211.00 | 215.00 |
| Newspaper Daily Dawn | Each | 25.00 | 25.00 | 25.00 | 25.00 | 25.00 |
| Newspaper Daily Jang | Each | 20.00 | 20.00 | 20.00 | 20.00 | 20.00 |
| Akhbar-e-Jehan Weekly | Each | 70.00 | 70.00 | 70.00 | 70.00 | 70.00 |
| MAG THE WEEKLY (Magazine) | Each | 50.00 | 50.00 | 50.00 | 50.00 | 50.00 |
| Exercise Book (with Lines) 80 to 100 Pages | Each | 83.09 | 80.00 | 56.62 | 60.00 | 65.00 |
| Lead Pencil Goldfish | Each | 10.00 | 10.00 | 10.00 | 7.00 | 10.00 |
| Pen Ink Dollar 57 ml Bottle | Each | 26.21 | 35.00 | 20.00 | 30.00 | 20.00 |
| Photostat Paper 70 gm | Packet | 469.93 | 480.00 | 300.00 | 380.00 | 450.00 |
| Ballpoint Pen Local | Each | 8.88 | 10.00 | 10.00 | 6.30 | 10.00 |
| Private School Fee English Medium Average Standard (Class I) | Per Month | 2935.48 | 3063.96 | 566.19 | 748.89 | 1000.00 |
| Private School Fee English Medium Average Standard (Class V) | Per Month | 3144.93 | 3303.15 | 782.97 | 1000.00 | 1500.00 |
| Private School Fee English Medium Average Standard (Class VI) | Per Month | 3167.93 | 3330.45 | 816.33 | 1200.00 | 2500.00 |
| Private School Fee English Medium Average Standard (Class X) | Per Month | 3225.15 | 3580.45 | 1065.60 | 2000.00 | 3000.00 |
| Government College Fee First Year | Per Month | 45.83 | 46.00 | 45.83 | 183.30 | 41.67 |
| Private College Fee First Year | Per Month | 8772.05 | 7500.00 | 2000.00 | 2200.00 | 3000.00 |
| Coaching Fee for Class IX/X Science Group | Per Subject | 2500.00 | 900.00 | 1000.00 | 1200.00 | 3000.00 |

Contd.

7.10 Intercity Consumer Prices September, 2019

| Description | Unit | Peshawar | Abbottabad | Bannu | D.I. Khan | Mingora |
|--|-------------|----------|------------|----------|-----------|----------|
| Coaching Fee for Class XI/XII Science Group | Per Subject | 3000.00 | 1100.00 | 1200.00 | 1500.00 | 6000.00 |
| Coaching Fee for Class XI/XII Commerce Group | Per Subject | 3000.00 | 1100.00 | 1000.00 | 1200.00 | 950.00 |
| Government University Fee M.Sc / M.A. | Per Month | 2500.00 | 166.00 | 1787.50 | 2700.00 | 1916.67 |
| Tuition Fee Private University M.Sc./M.A | Per Month | 7870.10 | 0.00 | 1500.00 | 7523.66 | 6000.00 |
| Government Medical College/University Tuition Fee for MBBS (1st year) | Per Month | 2496.00 | 940.00 | 641.67 | 939.60 | 939.58 |
| Private Medical College/University Tuition Fee for MBBS (1st year) | Per Month | 53500.00 | 66666.00 | 0.00 | 0.00 | 0.00 |
| Government Engineering University Tuition Fee for BE (1st year) | Per Month | 626.01 | 0.00 | 3542.00 | 595.83 | 0.00 |
| Private Engineering University Tuition Fee for BE (1st year) | Per Month | 15000.00 | 0.00 | 0.00 | 0.00 | 0.00 |
| Vocational Training Basic Computer Short Course Fee (3 Months) | Per Course | 2603.37 | 2400.00 | 5646.22 | 3158.18 | 3000.00 |
| Bread Tandoori Standard Size | Each | 10.00 | 10.00 | 10.00 | 8.00 | 10.00 |
| Cooked Chicken at Average Hotel | Per Plate | 146.59 | 120.00 | 120.00 | 123.24 | 180.00 |
| Cooked Beef at Average Hotel | Per Plate | 123.24 | 83.20 | 106.56 | 120.00 | 146.37 |
| Cooked Daal at Average Hotel | Per Plate | 66.04 | 66.04 | 50.00 | 70.00 | 63.16 |
| Chicken Biryani Full/Double | Per Plate | 126.33 | 159.40 | 130.00 | 150.00 | 186.43 |
| Tea Prepared Ordinary | Per Cup | 20.00 | 21.54 | 20.00 | 15.00 | 20.00 |
| Pizza Chicken Medium Size (Average Quality) | Each | 532.80 | 999.00 | 650.00 | 600.00 | 700.00 |
| Burger with Shami Kabab (Average Quality) | Each | 82.02 | 50.00 | 53.13 | 60.00 | 90.00 |
| Chicken Roast (Full) (Average Quality) | Each | 536.99 | 513.25 | 532.80 | 582.85 | 400.00 |
| Seekh Kabab (Beef) (Average Quality) | 1 Dozen | 436.11 | 512.99 | 480.00 | 240.00 | 480.00 |
| Marriage Hall Charges with Furniture | Per Head | 250.00 | 150.00 | 90.00 | 100.00 | 90.00 |
| Marriage Hall Service Charges with Food (Average Meal) | Per Head | 925.59 | 500.00 | 350.00 | 430.89 | 800.00 |
| Government Hostel Accommodation Fee for Intermediate College per Student | P/Month | 785.00 | 558.00 | 450.00 | 450.00 | 575.00 |
| Private Hostel Accommodation Fee for Intermediate College per Student | P/Month | 5626.05 | 1750.00 | 2000.00 | 1281.80 | 3000.00 |
| Hair Cut Charges for Men | Per Cut | 159.40 | 100.00 | 100.00 | 80.00 | 86.18 |
| Hair Style Charges (at Average Beauty Parlor) | Per Style | 265.66 | 600.00 | 300.00 | 136.08 | 430.89 |
| Shaving Charges | Per Shave | 100.67 | 71.14 | 50.00 | 40.00 | 60.00 |
| Electric Hair Straightener (PHILIPS) | Each | 3279.77 | 3500.00 | 1630.00 | 1430.13 | 1600.00 |
| Toilet Soap LUX 75 gm | Each | 42.85 | 42.85 | 42.85 | 42.85 | 42.85 |
| Toilet Soap LIFEBOUY 115 gm | Each | 44.15 | 44.15 | 44.15 | 44.15 | 44.15 |
| Tooth Paste COLGATE 75 gm | Each | 80.00 | 80.00 | 85.00 | 80.00 | 75.00 |
| Tooth Brush (SHIELD) | Each | 46.61 | 45.00 | 35.00 | 38.26 | 40.00 |
| Hair Color (KALA KOLA) | Tube | 130.00 | 140.00 | 140.00 | 136.58 | 140.00 |
| Hair Removing Cream (EU-Cream) 30ml Tube | Each | 106.27 | 75.00 | 75.00 | 60.00 | 90.00 |
| Shaving Cream (TOUCHME large/ADMIRAL) | Tube | 80.00 | 85.00 | 80.00 | 76.63 | 80.00 |
| Blade Treet Ordinary (10 no. Packet) | Each | 42.17 | 50.00 | 35.00 | 33.02 | 40.00 |
| Disposable Razor Gillette Blue II | Each | 50.00 | 45.00 | 40.00 | 45.00 | 50.00 |
| Shampoo Sun silk/Pantene 90 ml Bottle | Each | 100.00 | 100.00 | 100.00 | 100.00 | 100.00 |
| Lipstick Swiss Miss/Medora (Medium) | Each | 130.00 | 125.00 | 130.00 | 150.00 | 100.00 |
| Nail Polish Swiss Miss/Medora (Medium) | Each | 109.70 | 140.00 | 120.00 | 106.56 | 83.20 |
| Perfume Medium Size Broche/Medora | Each | 223.28 | 243.29 | 230.00 | 190.00 | 220.00 |
| Face Cream Ponds Medium Size (Cold) | Each | 130.00 | 130.00 | 130.00 | 135.00 | 130.00 |
| Talcum Powder Viceroy/Black Cat Large Size | Each | 206.46 | 189.87 | 140.00 | 135.00 | 180.00 |
| Hair Oil (Kala Kola hair tonic) | 200 ml | 190.00 | 190.00 | 210.00 | 190.00 | 190.00 |
| Tissue Paper Perfumed Box 100 napkins | Each | 132.99 | 140.00 | 98.30 | 135.00 | 120.00 |
| Pampers (Medium Size) | Small Pkt. | 300.00 | 360.00 | 260.00 | 370.00 | 390.00 |
| Gold Tezabi 24 Carett | 10 gm | 77800.00 | 73302.00 | 72916.00 | 73969.00 | 77000.00 |
| Silver Tezabi 24 Carett | 10 gm | 750.00 | 943.00 | 750.00 | 746.00 | 970.00 |
| Wall Clock Quartz (Average Quality) | Each | 1476.34 | 616.22 | 648.72 | 315.82 | 900.00 |
| Artificial Jewelry (Locket Set) (Average Quality) | Each | 1292.66 | 1000.00 | 1397.61 | 382.59 | 1216.44 |
| Suitcase Ragzine (24"x16"x6") (Average Quality) | Each | 786.46 | 1500.00 | 1125.00 | 832.03 | 850.00 |
| Trunk Medium Size (Average Quality) | Each | 1754.41 | 1400.00 | 2200.00 | 1363.51 | 4000.00 |
| Purse Ladies Medium Size (Average Quality) | Each | 1347.21 | 1000.00 | 1200.00 | 500.00 | 1000.00 |

7.10 Intercity Consumer Prices September, 2019

| Description | Unit | Quetta | Turbat | Gawadar | Loralai | Khuzdar | D.M. Jamali |
|---|---------|---------|---------|---------|---------|---------|-------------|
| Wheat | 10 kg | 369.91 | 460.00 | 480.00 | 486.58 | 420.00 | 343.30 |
| Wheat Flour (Fine/Superior Quality) | 1 kg | 46.99 | 50.00 | 52.00 | 49.32 | 45.00 | 45.00 |
| Wheat Flour (Average Quality) | 1 kg | 45.99 | 47.00 | 49.00 | 48.00 | 40.00 | 40.00 |
| Wheat Flour Bag | 20 kg | 899.96 | 963.32 | 986.66 | 836.61 | 840.00 | 800.00 |
| Suji | 1 kg | 64.98 | 82.00 | 85.00 | 60.00 | 60.00 | 65.00 |
| Vermicelli (Packet) | 1 kg | 80.00 | 90.00 | 100.00 | 103.23 | 113.24 | 73.19 |
| Besan | 1 kg | 174.95 | 172.00 | 175.00 | 156.59 | 100.00 | 120.00 |
| Rice Basmati (Superior Quality) | 1 kg | 179.95 | 200.00 | 200.00 | 146.59 | 143.26 | 150.00 |
| Rice Basmati 385/386 | 1 kg | 99.92 | 100.00 | 97.00 | 100.00 | 93.22 | 76.63 |
| Rice Basmati Broken (Average Quality) | 1 kg | 104.92 | 78.00 | 78.00 | 88.30 | 76.52 | 56.62 |
| Rice IRR1-6/9 (Sindh/Punjab) | 1 kg | 79.98 | 56.00 | 57.00 | 60.00 | 55.00 | 53.28 |
| Bread plain (Medium Size) | Each | 50.00 | 45.00 | 45.00 | 50.00 | 40.00 | 40.00 |
| Rusk (Papay) (Average Quality) | 1 kg | 174.95 | 210.00 | 205.00 | 200.00 | 170.00 | 140.00 |
| Biscuit Bakery (Loose, Average Quality) | 250 gm | 64.87 | 80.00 | 85.00 | 100.00 | 80.00 | 70.00 |
| Samosa (Vegetable, Average Quality) | Each | 15.00 | 10.00 | 10.00 | 15.00 | 15.00 | 10.00 |
| Nimko (Loose, Average Quality) | 250 gm | 50.00 | 85.00 | 90.00 | 60.00 | 80.00 | 80.00 |
| Beef with Bone (Average Quality) | 1 kg | 389.91 | 500.00 | 500.00 | 350.00 | 400.00 | 350.00 |
| Mutton (Average Quality) | 1 kg | 849.96 | 1000.00 | 1000.00 | 750.00 | 800.00 | 750.00 |
| Chicken Farm Broiler (Live) | 1 kg | 194.96 | 269.88 | 263.29 | 200.00 | 240.00 | 186.61 |
| Fish Rahu (Medium Size) | 1 kg | 346.54 | 393.31 | 360.00 | 400.00 | 246.62 | 265.66 |
| Milk fresh (Un-boiled) | 1 Litre | 110.00 | 130.00 | 130.00 | 98.30 | 90.00 | 96.55 |
| Milk Tetra Pack 1 Litre (MILK PAK/HALEEB/OLPERS) | Each | 135.00 | 132.00 | 120.00 | 140.00 | 120.00 | 135.00 |
| Curd | 1 kg | 120.00 | 140.00 | 143.26 | 96.55 | 110.00 | 120.00 |
| LACTOGEN 400 gm Packet | Each | 520.00 | 516.65 | 520.00 | 520.00 | 540.00 | 530.00 |
| Powdered Milk NIDO 390 gm Polybag | Each | 450.00 | 450.00 | 450.00 | 430.00 | 440.00 | 440.00 |
| Eggs Farm | Dozen | 109.92 | 100.00 | 100.00 | 100.00 | 90.00 | 103.23 |
| Butter Local Packed 50 gm | Each | 30.00 | 35.00 | 35.00 | 40.00 | 40.00 | 36.59 |
| Mustard Oil (Average Quality) | 1 kg | 209.84 | 193.28 | 190.00 | 240.00 | 200.00 | 315.82 |
| Cooking Oil DALDA or Other Similar Brand (SN), 5 Litre Tin | Each | 1145.00 | 1050.00 | 1050.00 | 1125.00 | 1145.00 | 1145.00 |
| Vegetable Ghee DALDA/HABIB 2.5 kg Tin | Each | 545.00 | 500.00 | 500.00 | 530.00 | 545.00 | 575.00 |
| Vegetable Ghee DALDA/HABIB or Other superior Quality 1 kg Pouch | Each | 209.96 | 190.00 | 190.00 | 220.00 | 212.00 | 212.00 |
| Almonds (Badam) Kaghazi with Shell (Average Quality) | 1 kg | 782.97 | 670.00 | 670.00 | 886.62 | 800.00 | 816.33 |
| Groundnuts (Moong Phali) with shell | 1 kg | 269.88 | 220.00 | 210.00 | 240.00 | 230.00 | 286.51 |
| Kinnu (Average Quality) | 1 Dozen | 0.00 | 0.00 | 0.00 | 0.00 | 0.00 | 0.00 |
| Apple (Average Quality) | 1 kg | 139.76 | 150.00 | 143.26 | 112.92 | 126.58 | 112.92 |
| Peach (Average Quality) | 1 kg | 0.00 | 0.00 | 0.00 | 0.00 | 0.00 | 0.00 |
| Grapes (Angoor) (Average Quality) | 1 kg | 109.70 | 156.59 | 163.27 | 112.92 | 136.58 | 112.92 |
| Bananas (Kela) Local | 1 Dozen | 89.63 | 96.55 | 93.22 | 106.27 | 56.46 | 53.13 |
| Mango Kalmi (Average Quality) | 1 kg | 0.00 | 0.00 | 0.00 | 0.00 | 0.00 | 0.00 |
| Guava (Amrood) (Average Quality) | 1 kg | 0.00 | 0.00 | 0.00 | 0.00 | 0.00 | 0.00 |
| Watermelon (Turbooz) | 1 kg | 0.00 | 0.00 | 0.00 | 0.00 | 0.00 | 0.00 |
| Muskmelon (Kharbuza) | 1 kg | 0.00 | 0.00 | 0.00 | 0.00 | 0.00 | 0.00 |
| Pulse Masoor (Washed) | 1 kg | 159.79 | 140.00 | 130.00 | 120.00 | 130.00 | 133.25 |
| Pulse Moong (Washed) | 1 kg | 199.83 | 160.00 | 160.00 | 166.60 | 180.00 | 173.27 |
| Pulse Mash (Washed) | 1 kg | 229.85 | 193.28 | 185.00 | 160.00 | 140.00 | 163.27 |
| Pulse Gram | 1 kg | 169.80 | 157.33 | 158.32 | 130.00 | 133.25 | 160.00 |
| Gram Whole Black (Average Quality) | 1 kg | 164.95 | 160.00 | 160.00 | 153.26 | 180.00 | 0.00 |
| Gram Whole Yellow (Average Quality) | 1 kg | 209.84 | 180.00 | 180.00 | 190.00 | 220.00 | 200.00 |
| Beans Red/White (Lobia) | 1 kg | 204.96 | 150.00 | 150.00 | 140.00 | 180.00 | 173.27 |
| Potatoes | 1 kg | 34.76 | 50.00 | 46.66 | 30.00 | 40.00 | 28.23 |
| Chips (Loose) | 250 gm | 50.00 | 85.00 | 92.66 | 60.00 | 73.19 | 65.00 |
| Onions | 1 kg | 44.81 | 60.00 | 66.49 | 60.00 | 46.42 | 59.44 |
| Tomatoes | 1 kg | 34.76 | 73.19 | 73.19 | 36.34 | 40.00 | 33.02 |
| Turnip (Shalgham) | 1 kg | 0.00 | 0.00 | 0.00 | 0.00 | 0.00 | 0.00 |
| Radish (Mooli) | 1 kg | 47.25 | 0.00 | 0.00 | 40.00 | 0.00 | 0.00 |
| Cauliflower (Phool Gobhi) | 1 kg | 0.00 | 0.00 | 0.00 | 0.00 | 0.00 | 0.00 |
| Bottlegourd (Loki) | 1 kg | 54.85 | 73.19 | 73.19 | 60.00 | 40.00 | 43.09 |
| Lady Finger (Bhindi) | 1 kg | 109.70 | 110.00 | 106.56 | 76.52 | 80.00 | 96.55 |
| Peas (Matar) | 1 kg | 0.00 | 0.00 | 0.00 | 0.00 | 0.00 | 0.00 |
| Spinach (Paalak) | 1 kg | 21.97 | 40.00 | 40.00 | 40.00 | 0.00 | 33.02 |

Contd.

7.10 Intercity Consumer Prices September, 2019

| Description | Unit | Quetta | Turbat | Gawadar | Loralai | Khuzdar | D.M. Jamali |
|---|----------|---------|---------|---------|---------|---------|-------------|
| Tinda | 1 kg | 72.34 | 106.56 | 123.24 | 0.00 | 80.00 | 46.42 |
| Turai | 1 kg | 72.34 | 90.00 | 90.00 | 70.00 | 80.00 | 43.09 |
| Karela | 1 kg | 62.31 | 130.00 | 130.00 | 96.55 | 100.00 | 86.18 |
| Chilies (Green) | 250 gm | 22.92 | 50.00 | 50.00 | 30.00 | 50.00 | 26.57 |
| Carrot (Gajar) | 1 kg | 0.00 | 0.00 | 0.00 | 0.00 | 0.00 | 0.00 |
| Cucumber (Kheera) | 1 kg | 52.28 | 100.00 | 89.63 | 66.49 | 73.19 | 56.46 |
| Lemon | 250 gm | 27.07 | 70.00 | 57.98 | 73.19 | 83.20 | 28.23 |
| Garlic (Lehsun) | 1 kg | 269.88 | 289.89 | 270.00 | 393.22 | 300.00 | 186.43 |
| Sugar Refined | 1 kg | 76.00 | 86.00 | 87.33 | 73.66 | 74.00 | 73.33 |
| Gur (Average Quality) | 1 kg | 109.92 | 120.00 | 120.00 | 93.22 | 100.00 | 96.55 |
| Honey MARHABA Bottle 500 gm | Each | 400.00 | 460.00 | 460.00 | 0.00 | 500.00 | 400.00 |
| Sweetmeat (Mixed Mithai) | 1 kg | 498.33 | 390.00 | 390.00 | 380.00 | 300.00 | 350.00 |
| Ice Cream Walls Cup (Large Size) | Each | 60.00 | 60.00 | 60.00 | 50.00 | 40.00 | 45.00 |
| Cumin seed (Zeera) White NATIONAL 50 gm Packet | Each | 75.00 | 60.00 | 60.00 | 70.00 | 80.00 | 70.00 |
| Pepper Black NATIONAL 50 gm Packet | Each | 110.00 | 110.00 | 110.00 | 120.00 | 110.00 | 110.00 |
| Coriander Seed Powder NATIONAL 200 gm Packet | Each | 130.00 | 110.00 | 120.00 | 130.00 | 120.00 | 130.00 |
| Cardamom Large (Loose) (Average Quality) | 50 gm | 159.95 | 180.00 | 170.00 | 180.00 | 210.00 | 100.00 |
| Cardamom Small (Average Quality) | 50 gm | 204.96 | 90.00 | 85.00 | 120.00 | 190.00 | 98.65 |
| Salt Powdered (NATIONAL/SHAN) 800 gm Packet | Each | 30.00 | 30.00 | 30.00 | 30.00 | 30.00 | 30.00 |
| Chilies Powder NATIONAL 200 gm Packet | Each | 150.00 | 150.00 | 150.00 | 150.00 | 150.00 | 150.00 |
| Turmeric Powder NATIONAL 50 gm Packet | Each | 40.00 | 60.00 | 60.00 | 40.00 | 40.00 | 40.00 |
| Tomato Ketchup MITCHELLS/NATIONAL 1 kg Polybag | Each | 220.00 | 213.28 | 210.00 | 280.00 | 220.00 | 200.00 |
| Pickle MITCHELLS/NATIONAL Bottle (340 gm-400 gm) | Each | 140.00 | 120.00 | 120.00 | 130.00 | 130.00 | 110.00 |
| Ginger (Adrak) | 500 gm | 129.84 | 176.60 | 173.27 | 186.43 | 150.00 | 125.00 |
| Custard Powder RAFHAN 300 gm Packet | Each | 85.00 | 100.00 | 85.00 | 90.00 | 80.00 | 80.00 |
| Tea Lipton Yellow Label 190 gm Packet | Each | 230.00 | 200.00 | 200.00 | 210.00 | 220.00 | 210.00 |
| Cold Drink (PEPSI/COCA-COLA) 1.5 Liter Bottle | Each | 100.00 | 120.00 | 130.00 | 90.00 | 100.00 | 90.00 |
| Fruit Juice Small Packet 250 ml | Each | 30.00 | 30.00 | 30.00 | 30.00 | 25.00 | 20.00 |
| Mineral Water NESTLE 1.5 Liter | Each | 60.00 | 50.00 | 50.00 | 55.00 | 55.00 | 60.00 |
| JAM-E-SHIREEN Standard Size (800 ml) | 1 Bottle | 220.00 | 200.00 | 200.00 | 206.61 | 200.00 | 200.00 |
| Cigarettes Capstan 20'S Packet | Each | 80.00 | 80.00 | 80.00 | 80.00 | 80.00 | 80.00 |
| Cigarettes Gold Leaf 20'S Packet | Each | 180.00 | 180.00 | 183.27 | 170.00 | 173.27 | 173.27 |
| Pan Prepared (Sweet with Beetle Nuts) | Each | 20.00 | 0.00 | 0.00 | 0.00 | 30.00 | 10.00 |
| Long Cloth 57" Gul Ahmed/Al Karam | 1 Metre | 548.48 | 260.00 | 250.00 | 340.00 | 300.00 | 215.44 |
| Shirting (Average Quality) | 1 Metre | 164.95 | 160.00 | 160.00 | 243.29 | 176.60 | 153.26 |
| Pant Cloth Wash & Wear (Average Quality) | 1 Metre | 422.84 | 500.00 | 386.55 | 0.00 | 200.00 | 0.00 |
| Lawn Printed Gul Ahmed/Al Karam | 1 Metre | 498.33 | 230.00 | 210.00 | 350.00 | 250.00 | 232.08 |
| Georgette (Average Quality) | 1 Metre | 109.92 | 100.00 | 90.00 | 236.48 | 166.60 | 93.22 |
| Linen, Ladies (Average Quality) | 1 Metre | 99.92 | 90.00 | 80.00 | 220.00 | 160.00 | 100.00 |
| Heavy Weight Suiting LAWRENCE PUR (Average Quality) | 1 Metre | 1082.33 | 1100.00 | 0.00 | 0.00 | 0.00 | 0.00 |
| Full Pant Boy Length 24"/26" | Each | 594.39 | 426.64 | 460.00 | 500.00 | 1100.00 | 416.02 |
| Shirt Boy Length 24"/26" | Each | 493.24 | 350.00 | 400.00 | 315.82 | 950.00 | 416.02 |
| School Uniform Boys (Pant & Shirt) 24"/26" | Suit | 1397.61 | 1200.00 | 1200.00 | 715.06 | 1150.00 | 900.00 |
| School Uniform Girls (Kameez & Shalwar) 24"/26" | Suit | 1457.43 | 1200.00 | 1200.00 | 781.95 | 1150.00 | 765.17 |
| Awami Suit Gents Wash & Wear (Average Quality) | Suit | 743.81 | 1000.00 | 900.00 | 0.00 | 866.35 | 1095.45 |
| Women Shalwar Kameez (Average Quality) | Suit | 896.28 | 932.17 | 900.00 | 966.38 | 1200.00 | 1392.48 |
| Pullover Gents Oxford/Bonanza | Each | 3158.18 | 2100.00 | 2000.00 | 0.00 | 2000.00 | 2236.07 |
| Pullover Ladies Oxford/Bonanza | Each | 3258.43 | 2150.00 | 2100.00 | 0.00 | 2750.00 | 2656.65 |
| Pullover Gents (Average Quality) | Each | 753.80 | 652.66 | 600.00 | 0.00 | 950.00 | 2000.00 |
| Tailoring Charges Shirt (Men) | Each | 397.91 | 416.02 | 382.59 | 0.00 | 300.00 | 382.59 |
| Tailoring Charges Pant (Men) | Each | 420.24 | 600.00 | 0.00 | 0.00 | 375.00 | 700.00 |
| Tailoring Charges Awami Suit (Male) | Suit | 748.89 | 700.00 | 664.94 | 700.00 | 666.26 | 531.33 |
| Tailoring Charges Simple Suit (Female) | Suit | 559.34 | 500.00 | 600.00 | 600.00 | 666.26 | 464.16 |
| Underwear Medium Size (Average Quality) | Each | 89.63 | 133.25 | 130.00 | 150.00 | 200.00 | 63.16 |
| Vest "Baniyan" for Men Average Quality | Each | 99.67 | 140.00 | 140.00 | 150.00 | 200.00 | 126.33 |
| Brassier (Average Quality) | Each | 246.62 | 130.00 | 133.25 | 200.00 | 200.00 | 126.33 |
| Socks Nylon Local (Average Quality) | Pair | 89.63 | 126.58 | 130.00 | 80.00 | 80.00 | 70.00 |
| Dopatta Georgette (Average Quality) | Each | 224.07 | 386.55 | 350.00 | 343.20 | 330.00 | 186.43 |
| Dopatta Cotton (Average Quality) | Each | 347.60 | 250.00 | 266.62 | 300.00 | 350.00 | 140.00 |
| Chaddar (Wash-n-Wear) (2x2.5 Meter) | Each | 397.91 | 386.55 | 346.63 | 500.00 | 400.00 | 516.14 |
| Washing Charges Pant and Shirt Both | Each | 109.70 | 70.00 | 100.00 | 200.00 | 160.00 | 126.33 |

Contd.

7.10 Intercity Consumer Prices September, 2019

| Description | Unit | Quetta | Turbat | Gawadar | Loralai | Khuzdar | D.M. Jamali |
|---|-----------|-----------|-----------|-----------|-----------|-----------|-------------|
| Dry Cleaning Charges Pant Coat Both | Suit | 498.33 | 350.00 | 359.91 | 450.00 | 350.00 | 153.26 |
| Washing Charges Shalwar Kameez | Suit | 89.63 | 60.00 | 70.00 | 100.00 | 80.00 | 63.16 |
| Gents Shoes Paul Bata | Pair | 1299.00 | 1299.00 | 1299.00 | 1299.00 | 1299.00 | 1299.00 |
| Gents Sandal Bata | Pair | 1199.00 | 1199.00 | 1199.00 | 1199.00 | 1199.00 | 1199.00 |
| Gents Sponge Chappal Bata | Pair | 199.00 | 199.00 | 199.00 | 199.00 | 199.00 | 199.00 |
| Ladies Sandal Bata | Pair | 599.00 | 599.00 | 599.00 | 599.00 | 599.00 | 599.00 |
| Ladies Sponge Chappal Bata | Pair | 179.00 | 179.00 | 179.00 | 179.00 | 179.00 | 179.00 |
| Children Shoes Power Lite Bata | Pair | 1199.00 | 1199.00 | 1199.00 | 1199.00 | 1199.00 | 1199.00 |
| Gents Shoes Servis | Pair | 999.00 | 999.00 | 999.00 | 999.00 | 999.00 | 999.00 |
| Cheetah 50 Size 3-5 Servis | Pair | 1599.00 | 1599.00 | 1599.00 | 1599.00 | 1599.00 | 1599.00 |
| Shoe Repair Full Sole | Pair | 86.18 | 123.24 | 150.00 | 120.00 | 90.00 | 112.92 |
| Shoe Polish Charges | Pair | 30.00 | 35.00 | 40.00 | 26.21 | 30.00 | 20.00 |
| House Rent Combined | Quarterly | 10503.00 | 12200.00 | 12200.00 | 6075.00 | 5711.00 | 5711.00 |
| Synthetic Enamel ICI Balti 3.64 Litre | Each | 2346.54 | 2900.00 | 2833.23 | 2200.00 | 1900.00 | 1600.00 |
| Cement (Local) 50 kg Bag | Each | 590.00 | 650.00 | 630.00 | 556.59 | 650.00 | 623.32 |
| Bricks New 1st Class | 1000 No. | 6746.91 | 0.00 | 0.00 | 10000.00 | 0.00 | 6162.24 |
| Cement Blocks (6"x8"x12") | 100 No. | 0.00 | 2900.00 | 2800.00 | 2532.90 | 2500.00 | 0.00 |
| Bajri | 100 cu ft | 4745.61 | 4000.00 | 4000.00 | 1749.52 | 5500.00 | 3000.00 |
| Sand (Black Pit) | 100 cu ft | 3744.44 | 3500.00 | 3000.00 | 3131.89 | 0.00 | 2632.91 |
| Iron Bars (M.S. BAR) 1/2 " 40 Grade | 1 Ton | 112000.00 | 120000.00 | 113965.31 | 110000.00 | 102000.00 | 112000.00 |
| Painter Wage Rate | Per Day | 1297.43 | 1200.00 | 1100.00 | 1000.00 | 1200.00 | 0.00 |
| Mason Wage Rate | Per Day | 1497.77 | 1700.00 | 1665.99 | 1465.90 | 1200.00 | 965.49 |
| Unskilled Labor Wage Rate | Per Day | 996.66 | 765.17 | 800.00 | 700.00 | 700.00 | 531.33 |
| Plumber Wage Rate | Per Day | 1096.96 | 1165.70 | 1200.00 | 1265.77 | 1329.88 | 965.49 |
| Electrician Charges | Per Point | 199.83 | 186.43 | 140.00 | 200.00 | 110.00 | 143.26 |
| Water Charges Per House | Monthly | 300.00 | 150.00 | 300.00 | 0.00 | 200.00 | 450.00 |
| Charges for Refuse/Waste Collection | Monthly | 144.22 | 500.00 | 500.00 | 0.00 | 0.00 | 246.62 |
| Electricity Charges upto 50 Units | Per Unit | 3.70 | 3.70 | 3.70 | 3.70 | 3.70 | 3.70 |
| Electricity Charges 51-100 Units | Per Unit | 7.39 | 7.39 | 7.39 | 7.39 | 7.39 | 7.39 |
| Electricity Charges 101-300 Units | Per Unit | 9.84 | 9.84 | 9.84 | 9.84 | 9.84 | 9.84 |
| Electricity Charges 301-700 Units | Per Unit | 11.33 | 11.33 | 11.33 | 11.33 | 11.33 | 11.33 |
| Electricity Charges Above 700 Units | Per Unit | 17.76 | 17.76 | 17.76 | 17.76 | 17.76 | 17.76 |
| Electricity Charges Combined | Per Unit | 10.00 | 10.00 | 10.00 | 10.00 | 10.00 | 10.00 |
| Gas Charges upto 3.3719 MMBTU | MMBTU | 141.57 | 0.00 | 0.00 | 0.00 | 0.00 | 141.57 |
| Gas Charges 3.3719 - 6.7438 MMBTU | MMBTU | 162.20 | 0.00 | 0.00 | 0.00 | 0.00 | 162.20 |
| Gas Charges 6.7438 - 10.1157 MMBTU | MMBTU | 351.00 | 0.00 | 0.00 | 0.00 | 0.00 | 351.00 |
| Gas Charges 10.1157 - 13.4876 MMBTU | MMBTU | 555.10 | 0.00 | 0.00 | 0.00 | 0.00 | 555.10 |
| Gas Charges Above 13.4876 MMBTU | MMBTU | 1141.26 | 0.00 | 0.00 | 0.00 | 0.00 | 1141.26 |
| Gas Charges Combined | MMBTU | 470.23 | 0.00 | 0.00 | 0.00 | 0.00 | 470.23 |
| LPG 11.67 kg Cylinder | Each | 1299.84 | 1100.00 | 1290.00 | 1233.11 | 1517.00 | 1516.66 |
| Firewood Whole | 40 kg | 649.68 | 373.21 | 430.00 | 600.00 | 600.00 | 466.08 |
| Chair Sheesham Wood with Arm | Each | 1091.39 | 2466.21 | 2500.00 | 0.00 | 1800.00 | 1864.34 |
| Chair Plastic (Chairman) (Average Quality) | Each | 531.33 | 883.01 | 900.00 | 1000.00 | 1400.00 | 816.33 |
| Central Table Set with Glass Top | Set | 3500.00 | 0.00 | 0.00 | 0.00 | 5000.00 | 0.00 |
| Sofa Set Five Seater | Set | 29274.45 | 20000.00 | 21661.48 | 18973.67 | 12000.00 | 12961.48 |
| Dining Table wit Glass Top and Six Chairs (Average Quality) | Set | 41968.23 | 35000.00 | 31329.81 | 0.00 | 0.00 | 17660.30 |
| Cot Iron (Charpai) | Each | 2564.96 | 3500.00 | 3600.00 | 2283.21 | 3533.02 | 2800.00 |
| Steel Almirah | Each | 8617.74 | 13000.00 | 12664.49 | 11000.00 | 12831.15 | 13000.00 |
| Mattress Foam Single Bed Molty/Diamond (4" Thick) | Each | 3659.31 | 4000.00 | 3500.00 | 4500.00 | 4200.00 | 5744.56 |
| Tube Light Philips 40 Watt | Each | 250.00 | 156.59 | 160.00 | 200.00 | 130.00 | 95.00 |
| Energy Saver Philips 14 Watt | Each | 210.00 | 226.62 | 193.28 | 206.46 | 150.00 | 180.00 |
| Plain Carpet | 1 sq ft | 60.25 | 100.00 | 108.31 | 56.62 | 46.42 | 43.09 |
| Readymade Quilt (3 kg) | Each | 996.66 | 600.00 | 550.00 | 766.31 | 1100.00 | 666.26 |
| Blanket Single (SN) | Each | 1597.91 | 1900.00 | 1966.10 | 2931.79 | 3096.84 | 3659.31 |
| Bed Sheet Single (Superior Quality) | Each | 1716.51 | 750.00 | 626.60 | 1039.90 | 1400.00 | 531.33 |
| Bed Sheet Double with two Pillow Covers (Superior Quality) | Set | 1993.31 | 1000.00 | 1000.00 | 1200.00 | 1800.00 | 932.17 |
| Towel Medium Size (3' x 2') | Each | 297.20 | 350.00 | 329.90 | 443.23 | 450.00 | 315.82 |
| Ceiling Fan 56" Pak/Younas/Millat | Each | 3899.15 | 4466.42 | 4333.08 | 4000.00 | 3400.00 | 4200.00 |
| Refrigerator Dawlance/Pel 10 Cubic feet Double Door | Each | 36990.99 | 44664.17 | 46000.00 | 31832.46 | 33000.00 | 35000.00 |
| Split Air Conditioner Orient/LG/Dawlance 1.5 Ton | Each | 47972.21 | 49331.09 | 49000.00 | 60000.00 | 54000.00 | 50000.00 |
| Air Cooler Super Asia ECM-4000/JC-1000 | Each | 12493.33 | 11000.00 | 11656.95 | 12500.00 | 10500.00 | 10000.00 |

Contd.

7.10 Intercity Consumer Prices September, 2019

| Description | Unit | Quetta | Turbat | Gawadar | Loralai | Khuzdar | D.M. Jamali |
|---|-------------|------------|----------|----------|----------|----------|-------------|
| Washing Machine with Spinner (Super Asia or Similar Brand) (SN) | Each | 17927.19 | 9099.63 | 8633.20 | 14747.88 | 13500.00 | 0.00 |
| Sewing Machine (SN) Without Cover | Each | 8400.00 | 5533.13 | 5500.00 | 8000.00 | 7488.87 | 7000.00 |
| Geyser Super Asia Large Size 30 Gallons (Gas) | Each | 19000.00 | 16000.00 | 16000.00 | 0.00 | 21000.00 | 14831.45 |
| Electric Iron Dry (National/West Point) | Each | 1738.01 | 1800.00 | 1800.00 | 2300.00 | 2200.00 | 1864.34 |
| Frying Pan Non-stick Medium Size Sonex | Each | 624.67 | 700.00 | 646.65 | 750.00 | 950.00 | 865.35 |
| Water Set (OMROC) 6 Glasses + jug | Set | 695.21 | 700.00 | 850.00 | 1000.00 | 900.00 | 516.14 |
| Tea Set Pakistani (China-Ware) Set of 21 Pieces | Set | 1432.57 | 1400.00 | 1665.99 | 2826.59 | 1500.00 | 2154.43 |
| Dinner Set Plastic 72 Pieces Super Quality | Set | 4660.85 | 4466.42 | 4000.00 | 6500.00 | 6000.00 | 4433.08 |
| Bucket (Balti) Plastic Medium Size | Each | 374.44 | 500.00 | 546.65 | 463.24 | 400.00 | 265.66 |
| Lota Plastic Medium Size (Average Quality) | Each | 44.81 | 70.00 | 70.00 | 50.00 | 90.00 | 60.00 |
| Water Pump Golden Monoblock/Donkey 0.5 H.P | Each | 9864.85 | 9598.97 | 9566.55 | 8500.00 | 8663.50 | 9000.00 |
| Sufi Washing Soap 250 gm Cake | Each | 50.00 | 40.00 | 34.00 | 45.00 | 40.00 | 40.00 |
| Surf Excel 500 gm Polybag | Each | 160.00 | 130.00 | 130.00 | 155.00 | 150.00 | 160.00 |
| Express Washing Powder 1 KG Polybag | Each | 210.00 | 190.00 | 190.00 | 210.00 | 199.00 | 199.00 |
| Cleanser Powder Vim 900 gm Polybag | Each | 90.00 | 90.00 | 98.00 | 100.00 | 80.00 | 100.00 |
| Finis 400 ml Bottle | Each | 235.00 | 190.00 | 180.00 | 180.00 | 190.00 | 220.00 |
| Phenyl Tyfon/Finis 2.75 Litre Bottle | Each | 180.00 | 150.00 | 140.00 | 165.00 | 200.00 | 160.00 |
| Harpic 500 ml Bottle | Each | 200.00 | 180.00 | 180.00 | 199.33 | 165.00 | 190.00 |
| Boot Polish Cherry/KIWI 42 ml | Each | 140.00 | 90.00 | 110.00 | 125.00 | 124.93 | 140.00 |
| Robin Blue Liquid 75 ml Bottle | Each | 80.00 | 60.00 | 55.00 | 65.00 | 60.00 | 55.00 |
| Match Box | Each | 2.00 | 2.00 | 2.00 | 2.00 | 1.59 | 2.29 |
| Household Servant Female Part Time | Per Month | 1344.42 | 5646.22 | 6000.00 | 2500.00 | 3500.00 | 1216.44 |
| Septran Tablets | 10 No. | 20.89 | 20.89 | 20.89 | 20.89 | 20.89 | 20.89 |
| Panadol Tablets Plain | 10 No. | 15.00 | 15.00 | 15.00 | 15.00 | 15.00 | 15.00 |
| Flagyl Tablets 400 mg | 10 No. | 20.15 | 20.15 | 20.15 | 20.15 | 20.15 | 20.15 |
| Ventolin Tablets 2 mg | 10 No. | 10.31 | 10.31 | 10.31 | 10.31 | 10.31 | 10.31 |
| Daonil Tablets 5 mg | 10 No. | 21.66 | 21.66 | 21.66 | 21.66 | 21.66 | 21.66 |
| Entox Tablets | 10 No. | 16.00 | 16.00 | 16.00 | 16.00 | 16.00 | 16.00 |
| CAC 1000 Tablets Sandoz Bottle | Each | 153.04 | 153.04 | 153.04 | 153.04 | 153.04 | 153.04 |
| Amoxil Capsule 250 mg | 10 No. | 36.40 | 43.00 | 43.00 | 43.00 | 43.00 | 36.40 |
| Lederplex Syrup Bottle | Each | 52.74 | 52.74 | 52.74 | 57.00 | 52.74 | 52.74 |
| Phenergan Syrup 120 ml Bottle | Each | 42.25 | 42.25 | 42.25 | 42.25 | 42.25 | 42.25 |
| Calpol Syrup 100 ml Bottle | Each | 58.89 | 58.89 | 58.89 | 58.89 | 58.89 | 58.89 |
| Hydriilin Syrup 120 ml Bottle | Each | 69.00 | 69.00 | 69.00 | 69.00 | 69.00 | 69.00 |
| Inderal Tablets 10 mg | 10 No. | 16.65 | 16.65 | 16.65 | 16.65 | 16.65 | 16.65 |
| Betnovate-N Ointment 10 gm Tube | Each | 29.77 | 29.77 | 29.77 | 29.77 | 29.77 | 29.77 |
| Johar Joshanda Instant (Sachet) Packet | Each | 10.00 | 10.00 | 10.00 | 10.00 | 10.00 | 10.00 |
| Glaxose-D 400 gm Packet | Each | 150.00 | 150.00 | 150.00 | 150.00 | 140.00 | 140.00 |
| Dettol Medium Bottle | Each | 150.00 | 150.00 | 150.00 | 150.00 | 150.00 | 150.00 |
| Electronic BP Checking Apparatus | Each | 2594.86 | 2200.00 | 2166.15 | 0.00 | 0.00 | 0.00 |
| Glucometer | Each | 2466.21 | 0.00 | 0.00 | 0.00 | 0.00 | 1500.00 |
| Doctor (MBBS) Clinic Fee | Per Patient | 244.95 | 500.00 | 500.00 | 200.00 | 400.00 | 150.00 |
| Gynecologist Fee Per Visit | Per Patient | 680.41 | 669.43 | 669.43 | 500.00 | 400.00 | 0.00 |
| Dental Surgeon Fee Per Visit | Per Patient | 576.90 | 500.00 | 500.00 | 500.00 | 200.00 | 200.00 |
| Dental Extraction Fee | Per Tooth | 594.39 | 1442.25 | 1000.00 | 350.00 | 500.00 | 500.00 |
| Urine Test (DR) Charges | Per Test | 139.76 | 300.00 | 250.00 | 100.00 | 100.00 | 78.84 |
| Blood Test (CP) Charges | Per Test | 246.62 | 300.00 | 250.00 | 200.00 | 200.00 | 215.44 |
| Sugar Test (Random/Fasting) Charges of Both | Per Test | 246.62 | 300.00 | 300.00 | 150.00 | 150.00 | 200.00 |
| ECG Charges | Per Test | 297.20 | 350.00 | 350.00 | 200.00 | 300.00 | 200.00 |
| X-RAY (Chest) Charges | Per X-ray | 391.49 | 700.00 | 700.00 | 350.00 | 300.00 | 350.00 |
| Ultrasound Abdominal | Per Test | 594.39 | 1500.00 | 1500.00 | 600.00 | 500.00 | 350.00 |
| Physiotherapist Fee Per Visit | Per Patient | 594.39 | 1000.00 | 1000.00 | 400.00 | 500.00 | 0.00 |
| Cost of Surgery (C-Section) | Per Case | 24662.12 | 15979.14 | 15326.19 | 0.00 | 0.00 | 24662.12 |
| Car Suzuki 800 cc Without AC | Each | 854000.00 | 0.00 | 0.00 | 0.00 | 0.00 | 0.00 |
| Car Suzuki 1000 cc | Each | 1577500.00 | 0.00 | 0.00 | 0.00 | 0.00 | 0.00 |
| Car Toyota 1300 cc Xli | Each | 2528000.00 | 0.00 | 0.00 | 0.00 | 0.00 | 0.00 |
| Car Honda Civic Turbo 1.5 VTEC | Each | 3505000.00 | 0.00 | 0.00 | 0.00 | 0.00 | 0.00 |
| Motorcycle Honda CD 70 | Each | 74849.92 | 73000.00 | 72000.00 | 74832.96 | 76000.00 | 73900.00 |
| Motorcycle United/Unique 70 cc | Each | 42000.00 | 52000.00 | 51000.00 | 49832.77 | 49000.00 | 48166.09 |
| Bicycle | Each | 7488.87 | 9000.00 | 9000.00 | 8000.00 | 0.00 | 7500.00 |
| Tire Motorcycle CD 70 (Back Wheel) | Each | 1249.33 | 1500.00 | 1433.14 | 1383.13 | 1283.11 | 1265.77 |

Contd.

7.10 Intercity Consumer Prices September, 2019

| Description | Unit | Quetta | Turbat | Gawadar | Loralai | Khuzdar | D.M. Jamali |
|---|--------------|----------|----------|----------|----------|---------|-------------|
| Tire Car Mehran Tubeless (General) | Each | 3399.02 | 4000.00 | 3800.00 | 3500.00 | 4000.00 | 3000.00 |
| Petrol Super | Per Litre | 113.24 | 113.24 | 113.24 | 113.24 | 113.24 | 113.24 |
| Hi-Speed Diesel | Per Litre | 127.14 | 127.14 | 127.14 | 127.14 | 127.14 | 127.14 |
| CNG | 1 kg/1 Ltr | 132.90 | 0.00 | 0.00 | 0.00 | 0.00 | 133.00 |
| Mobil Oil (Havoline 20w-50) | 4 Litres | 2200.00 | 2400.00 | 2400.00 | 0.00 | 0.00 | 1966.53 |
| Motorcycle Service Charges | Each | 173.80 | 150.00 | 150.00 | 100.00 | 100.00 | 131.04 |
| Car Service Charges | Each | 548.48 | 500.00 | 500.00 | 382.59 | 500.00 | 300.00 |
| Tire Car Puncture Charges | Each | 94.91 | 139.25 | 132.76 | 50.00 | 90.00 | 63.16 |
| Car Tax 800 cc to 1500 cc | Per Year | 1638.00 | 1638.00 | 1638.00 | 1638.00 | 1638.00 | 1638.00 |
| Train Fare Economy per Person | Per km | 1.07 | 1.07 | 1.07 | 1.07 | 1.07 | 1.07 |
| Train Fare AC Sleeper per Person | Per km | 4.71 | 4.71 | 4.71 | 4.71 | 4.71 | 4.71 |
| Train Fare AC Lower per Person | Per km | 2.66 | 2.66 | 2.66 | 2.66 | 2.66 | 2.66 |
| Train Fare Business Class per Person | Per km | 3.15 | 3.15 | 3.15 | 3.15 | 3.15 | 3.15 |
| Auto Rickshaw Fare | Minimum | 69.52 | 50.00 | 50.00 | 100.00 | 66.49 | 86.18 |
| Taxi Four Seater Fare | Minimum | 109.70 | 100.00 | 80.00 | 120.00 | 60.00 | 60.00 |
| Bus Fare Minimum Within City | Per Ticket | 20.00 | 0.00 | 0.00 | 0.00 | 0.00 | 0.00 |
| Bus Fare Maximum Within City | Per Ticket | 18.97 | 0.00 | 0.00 | 0.00 | 0.00 | 0.00 |
| Bus Fare Outside City (non AC) | Per km | 0.90 | 2.00 | 1.00 | 0.00 | 1.30 | 0.90 |
| Bus Fare Outside City (AC) | Per km | 2.50 | 2.50 | 2.50 | 2.00 | 1.32 | 2.50 |
| Mini Bus Fare Minimum Within City | Per Ticket | 20.00 | 0.00 | 0.00 | 0.00 | 0.00 | 0.00 |
| Mini Bus Fare Maximum Within City | Per Ticket | 20.00 | 0.00 | 0.00 | 0.00 | 0.00 | 0.00 |
| Suzuki Fare Minimum Within City | Per Ticket | 0.00 | 50.00 | 50.00 | 0.00 | 20.00 | 0.00 |
| Suzuki Fare Maximum Within City | Per Ticket | 0.00 | 50.00 | 50.00 | 0.00 | 30.00 | 0.00 |
| Air Fare Economy Class Per Kilometer (National Average) | Per Person | 23.96 | 23.96 | 23.96 | 23.96 | 23.96 | 23.96 |
| Courier Charges Minimum Within Zone Outside City (TCS) | Per Envelope | 200.00 | 200.00 | 200.00 | 200.00 | 200.00 | 200.00 |
| Mobile Set with Rear Camera and Without Touch Screen | Each | 2927.44 | 3966.38 | 4000.00 | 3883.26 | 2696.20 | 3825.86 |
| Telephone Call Charges | Per Minute | 1.55 | 1.55 | 1.55 | 1.55 | 1.55 | 1.55 |
| Internet Charges (DSL) 1 MB (Unlimited) | Per Month | 2090.00 | 2090.00 | 2090.00 | 2090.00 | 2090.00 | 2090.00 |
| Mobile Call Charges | Per Unit | 2.99 | 2.99 | 2.99 | 2.99 | 2.99 | 2.99 |
| LED Sony/Samsung 32" Colored | Each | 33643.33 | 26000.00 | 25662.30 | 27000.00 | 0.00 | 0.00 |
| Personal Computer with LED Monitor (17") DELL/HP/ACER CORE i5 | Each | 50000.00 | 38991.45 | 55664.66 | 61622.40 | 0.00 | 0.00 |
| Laptop DELL/HP/ACER Core i5, Display (14'-15') | Each | 28000.00 | 47664.32 | 21312.04 | 0.00 | 0.00 | 0.00 |
| Recreational Park Charges (Minimum Playland Ticket) | Per Person | 59.44 | 0.00 | 0.00 | 0.00 | 0.00 | 0.00 |
| Cable Charges | Per Month | 400.00 | 350.00 | 350.00 | 300.00 | 300.00 | 300.00 |
| English Book Class VI | Each | 60.00 | 60.00 | 60.00 | 60.00 | 60.00 | 60.00 |
| English Book Class IX and X | Each | 119.00 | 119.00 | 119.00 | 119.00 | 119.00 | 119.00 |
| English Book Class XI Complete Set | Each | 103.00 | 103.00 | 103.00 | 103.00 | 103.00 | 103.00 |
| English Book BA/B.SC | Each | 175.00 | 175.00 | 175.00 | 175.00 | 175.00 | 175.00 |
| Urdu Book Class V (Text Book Board) | Each | 78.00 | 73.00 | 73.00 | 72.00 | 73.00 | 73.00 |
| Urdu Book Class IX and X (Text Book Board) | Each | 136.00 | 136.00 | 136.00 | 136.00 | 136.00 | 136.00 |
| Urdu Book Class XI/Inter | Each | 85.00 | 85.00 | 85.00 | 85.00 | 85.00 | 85.00 |
| Urdu Book BA/B.SC | Each | 175.00 | 175.00 | 175.00 | 175.00 | 175.00 | 175.00 |
| Mathematics Book Class V (Text Book Board) | Each | 111.00 | 111.00 | 111.00 | 111.00 | 111.00 | 111.00 |
| Mathematics Book Class IX and X (Text Book Board) | Each | 157.00 | 136.00 | 136.00 | 157.00 | 157.00 | 136.00 |
| Mathematics Book Class XI (Text Book Board) | Each | 138.00 | 138.00 | 138.00 | 138.00 | 138.00 | 138.00 |
| Newspaper Daily Dawn | Each | 25.00 | 25.00 | 25.00 | 25.00 | 25.00 | 25.00 |
| Newspaper Daily Jang | Each | 20.00 | 20.00 | 20.00 | 20.00 | 20.00 | 20.00 |
| Akhbar-e-Jehan Weekly | Each | 70.00 | 70.00 | 70.00 | 70.00 | 70.00 | 70.00 |
| MAG THE WEEKLY (Magazine) | Each | 50.00 | 50.00 | 50.00 | 50.00 | 50.00 | 50.00 |
| Exercise Book (with Lines) 80 to 100 Pages | Each | 54.85 | 70.00 | 75.00 | 60.00 | 60.00 | 50.00 |
| Lead Pencil Goldfish | Each | 10.00 | 8.00 | 10.00 | 10.00 | 10.00 | 8.00 |
| Pen Ink Dollar 57 ml Bottle | Each | 20.00 | 30.00 | 30.00 | 30.00 | 20.00 | 30.00 |
| Photostat Paper 70 gm | Packet | 524.60 | 593.26 | 593.26 | 546.52 | 450.00 | 470.00 |
| Ballpoint Pen Local | Each | 10.00 | 10.00 | 12.00 | 10.00 | 10.00 | 7.88 |
| Private School Fee English Medium Average Standard (Class I) | Per Month | 750.00 | 900.00 | 1000.00 | 766.31 | 600.00 | 866.35 |
| Private School Fee English Medium Average Standard (Class V) | Per Month | 1150.00 | 1200.00 | 1200.00 | 932.17 | 750.00 | 900.00 |
| Private School Fee English Medium Average Standard (Class VI) | Per Month | 1200.00 | 1500.00 | 1800.00 | 1333.12 | 1000.00 | 1016.40 |
| Private School Fee English Medium Average Standard (Class X) | Per Month | 1400.00 | 2000.00 | 2000.00 | 1483.14 | 1000.00 | 1500.00 |
| Government College Fee First Year | Per Month | 200.00 | 16.66 | 16.66 | 60.00 | 38.30 | 37.50 |
| Private College Fee First Year | Per Month | 2500.00 | 0.00 | 0.00 | 0.00 | 0.00 | 0.00 |
| Coaching Fee for Class IX/X Science Group | Per Subject | 1000.00 | 0.00 | 0.00 | 928.32 | 500.00 | 1200.00 |

Contd.

7.10 Intercity Consumer Prices September, 2019

| Description | Unit | Quetta | Turbat | Gawadar | Loralai | Khuzdar | D.M. Jamali |
|--|-------------|----------|----------|----------|---------|----------|-------------|
| Coaching Fee for Class XI/XII Science Group | Per Subject | 1200.00 | 0.00 | 0.00 | 0.00 | 0.00 | 1500.00 |
| Coaching Fee for Class XI/XII Commerce Group | Per Subject | 1200.00 | 0.00 | 0.00 | 0.00 | 0.00 | 1500.00 |
| Government University Fee M.Sc / M.A. | Per Month | 1900.00 | 0.00 | 0.00 | 0.00 | 0.00 | 0.00 |
| Tuition Fee Private University M.Sc./M.A | Per Month | 4481.40 | 0.00 | 0.00 | 0.00 | 0.00 | 0.00 |
| Government Medical College/University Tuition Fee for MBBS (1st year) | Per Month | 5000.00 | 0.00 | 0.00 | 0.00 | 0.00 | 0.00 |
| Private Medical College/University Tuition Fee for MBBS (1st year) | Per Month | 0.00 | 0.00 | 0.00 | 0.00 | 0.00 | 0.00 |
| Government Engineering University Tuition Fee for BE (1st year) | Per Month | 2500.00 | 0.00 | 0.00 | 0.00 | 2921.00 | 0.00 |
| Private Engineering University Tuition Fee for BE (1st year) | Per Month | 0.00 | 0.00 | 0.00 | 0.00 | 0.00 | 0.00 |
| Vocational Training Basic Computer Short Course Fee (3 Months) | Per Course | 1390.41 | 2500.00 | 3000.00 | 3000.00 | 1000.00 | 0.00 |
| Bread Tandoori Standard Size | Each | 20.00 | 10.00 | 10.00 | 10.00 | 20.00 | 10.00 |
| Cooked Chicken at Average Hotel | Per Plate | 99.67 | 170.00 | 213.12 | 150.00 | 183.27 | 124.93 |
| Cooked Beef at Average Hotel | Per Plate | 109.70 | 150.00 | 206.46 | 159.40 | 226.62 | 132.99 |
| Cooked Daal at Average Hotel | Per Plate | 94.91 | 130.00 | 140.00 | 106.27 | 100.00 | 80.00 |
| Chicken Biryani Full/Double | Per Plate | 249.87 | 160.00 | 200.00 | 150.00 | 112.92 | 150.00 |
| Tea Prepared Ordinary | Per Cup | 21.94 | 20.00 | 20.00 | 28.23 | 25.00 | 26.57 |
| Pizza Chicken Medium Size (Average Quality) | Each | 391.49 | 200.00 | 236.33 | 50.00 | 0.00 | 0.00 |
| Burger with Shami Kabab (Average Quality) | Each | 126.58 | 200.00 | 200.00 | 70.00 | 60.00 | 46.42 |
| Chicken Roast (Full) (Average Quality) | Each | 600.00 | 700.00 | 700.00 | 600.00 | 200.00 | 731.86 |
| Seekh Kabab (Beef) (Average Quality) | 1 Dozen | 399.67 | 193.10 | 200.00 | 360.00 | 90.00 | 517.06 |
| Marriage Hall Charges with Furniture | Per Head | 80.00 | 0.00 | 0.00 | 0.00 | 0.00 | 0.00 |
| Marriage Hall Service Charges with Food (Average Meal) | Per Head | 347.60 | 0.00 | 0.00 | 0.00 | 0.00 | 0.00 |
| Government Hostel Accommodation Fee for Intermediate College per Student | P/Month | 1792.56 | 0.00 | 0.00 | 0.00 | 300.00 | 0.00 |
| Private Hostel Accommodation Fee for Intermediate College per Student | P/Month | 1993.31 | 0.00 | 0.00 | 0.00 | 0.00 | 0.00 |
| Hair Cut Charges for Men | Per Cut | 100.00 | 114.47 | 131.04 | 92.83 | 80.00 | 76.52 |
| Hair Style Charges (at Average Beauty Parlor) | Per Style | 330.19 | 400.00 | 400.00 | 424.26 | 250.00 | 215.44 |
| Shaving Charges | Per Shave | 70.00 | 50.00 | 50.00 | 60.00 | 60.00 | 43.09 |
| Electric Hair Straightener (PHILIPS) | Each | 2500.00 | 0.00 | 0.00 | 0.00 | 0.00 | 0.00 |
| Toilet Soap LUX 75 gm | Each | 42.85 | 42.85 | 42.85 | 42.85 | 42.85 | 42.85 |
| Toilet Soap LIFEBOUY 115 gm | Each | 44.15 | 44.15 | 44.15 | 44.15 | 44.15 | 44.15 |
| Tooth Paste COLGATE 75 gm | Each | 90.00 | 85.00 | 75.00 | 85.00 | 80.00 | 80.00 |
| Tooth Brush (SHIELD) | Each | 60.00 | 60.00 | 53.13 | 86.64 | 53.13 | 46.61 |
| Hair Color (KALA KOLA) | Tube | 150.00 | 130.00 | 120.00 | 140.00 | 130.00 | 140.00 |
| Hair Removing Cream (EU-Cream) 30ml Tube | Each | 75.00 | 75.00 | 95.00 | 80.00 | 80.00 | 65.00 |
| Shaving Cream (TOUCHME large/ADMIRAL) | Tube | 80.00 | 70.00 | 60.00 | 85.00 | 70.00 | 80.00 |
| Blade Treet Ordinary (10 no. Packet) | Each | 50.00 | 45.00 | 46.61 | 50.00 | 50.00 | 45.00 |
| Disposable Razor Gillette Blue II | Each | 50.00 | 50.00 | 50.00 | 75.00 | 70.00 | 55.00 |
| Shampoo Sun silk/Pantene 90 ml Bottle | Each | 110.00 | 110.00 | 110.00 | 110.00 | 120.00 | 100.00 |
| Lipstick Swiss Miss/Medora (Medium) | Each | 140.00 | 130.00 | 110.00 | 113.24 | 100.00 | 103.23 |
| Nail Polish Swiss Miss/Medora (Medium) | Each | 140.00 | 90.00 | 100.00 | 95.00 | 100.00 | 80.00 |
| Perfume Medium Size Broche/Medora | Each | 197.48 | 230.00 | 220.00 | 220.00 | 200.00 | 230.00 |
| Face Cream Ponds Medium Size (Cold) | Each | 130.00 | 130.00 | 130.00 | 150.00 | 185.00 | 130.00 |
| Talcum Powder Viceroy/Black Cat Large Size | Each | 165.00 | 140.00 | 130.00 | 170.00 | 170.00 | 180.00 |
| Hair Oil (Kala Kola hair tonic) | 200 ml | 190.00 | 0.00 | 0.00 | 0.00 | 190.00 | 190.00 |
| Tissue Paper Perfumed Box 100 napkins | Each | 150.00 | 100.00 | 100.00 | 130.00 | 130.00 | 140.00 |
| Pampers (Medium Size) | Small Pkt. | 469.93 | 360.00 | 423.31 | 250.00 | 250.00 | 350.00 |
| Gold Tezabi 24 Carett | 10 gm | 76730.00 | 74899.96 | 76199.83 | 0.00 | 75500.00 | 77160.00 |
| Silver Tezabi 24 Carett | 10 gm | 830.00 | 1265.77 | 1250.00 | 0.00 | 1100.00 | 985.00 |
| Wall Clock Quartz (Average Quality) | Each | 466.08 | 500.00 | 500.00 | 731.86 | 631.64 | 600.00 |
| Artificial Jewelry (Locket Set) (Average Quality) | Each | 986.48 | 1329.88 | 1400.00 | 500.00 | 500.00 | 816.33 |
| Suitcase Ragzine (24"x16"x6") (Average Quality) | Each | 1463.72 | 1400.00 | 1332.51 | 1566.49 | 2400.00 | 962.26 |
| Trunk Medium Size (Average Quality) | Each | 962.26 | 666.26 | 932.17 | 1189.92 | 2500.00 | 1182.41 |
| Purse Ladies Medium Size (Average Quality) | Each | 986.48 | 531.33 | 486.58 | 582.85 | 564.62 | 582.85 |

7.10 Intercity (Urban) Consumer Price
September, 2019
(Base Year 2015-16)

Value in Rupees

| Description | Unit | Average | % Change |
|---|---------|---------|----------|
| FOOD & NON-ALCOHOLIC BEVERAGES | | | |
| Wheat | 10 kg | 381.15 | 1.99 |
| Wheat Flour (Fine/Superior Quality) | 1 kg | 48.01 | 1.67 |
| Wheat Flour (Average Quality) | 1 kg | 43.63 | 2.56 |
| Wheat Flour Bag | 20 kg | 856.88 | 2.19 |
| Suji | 1 kg | 57.78 | 2.12 |
| Vermicelli (Packet) | 1 kg | 92.81 | 0.10 |
| Besan | 1 kg | 134.66 | 1.07 |
| Rice Basmati (Superior Quality) | 1 kg | 155.07 | 0.24 |
| Rice Basmati 385/386 | 1 kg | 95.55 | 0.55 |
| Rice Basmati Broken (Average Quality) | 1 kg | 79.71 | 0.58 |
| Rice IRRI-6/9 (Sindh/Punjab) | 1 kg | 58.77 | 0.14 |
| Bread plain (Medium Size) | Each | 48.82 | 3.94 |
| Rusk (Papay) (Average Quality) | 1 kg | 213.97 | 0.93 |
| Biscuit Bakery (Loose, Average Quality) | 250 gm | 88.04 | 0.84 |
| Samosa (Vegetable, Average Quality) | Each | 14.13 | 0.00 |
| Nimko (Loose, Average Quality) | 250 gm | 73.22 | 0.33 |
| Beef with Bone (Average Quality) | 1 kg | 406.05 | 0.30 |
| Mutton (Average Quality) | 1 kg | 843.77 | 0.52 |
| Chicken Farm Broiler (Live) | 1 kg | 199.01 | 0.26 |
| Fish Rahu (Medium Size) | 1 kg | 315.05 | -0.39 |
| Milk fresh (Un-boiled) | 1 Litre | 91.33 | 1.05 |
| Milk Tetra Pack 1 Litre (MILK PAK/HALEEB/OLPERS) | Each | 132.22 | 0.67 |
| Curd | 1 kg | 105.53 | 1.07 |
| LACTOGEN 400 gm Packet | Each | 524.39 | 2.16 |
| Powdered Milk NIDO 390 gm Polybag | Each | 438.05 | 0.73 |
| Eggs Farm | Dozen | 94.49 | -1.10 |
| Butter Local Packed 50 gm | Each | 37.48 | 4.61 |
| Mustard Oil (Average Quality) | 1 kg | 202.33 | 0.28 |
| Cooking Oil DALDA or Other Similar Brand (SN), 5 Litre Tin | Each | 1118.54 | 1.72 |
| Vegetable Ghee DALDA/HABIB 2.5 kg Tin | Each | 541.16 | 1.73 |
| Vegetable Ghee DALDA/HABIB or Other superior Quality 1 kg Pouch | Each | 207.09 | 1.52 |
| Almonds (Badam) Kaghazi with Shell (Average Quality) | 1 kg | 781.36 | 0.79 |
| Groundnuts (Moong Phali) with shell | 1 kg | 228.50 | 0.11 |
| Kinnu (Average Quality) | 1 Dozen | | |
| Apple (Average Quality) | 1 kg | 133.41 | -3.01 |
| Peach (Average Quality) | 1 kg | | -100.00 |
| Grapes (Angoor) (Average Quality) | 1 kg | 167.58 | -8.33 |
| Bananas (Kela) Local | 1 Dozen | 69.62 | -12.25 |
| Mango Kalmi (Average Quality) | 1 kg | | -100.00 |
| Guava (Amrood) (Average Quality) | 1 kg | 77.02 | 2.47 |
| Watermelon (Turbooz) | 1 kg | | |
| Muskmelon (Kharbuza) | 1 kg | | |
| Pulse Masoor (Washed) | 1 kg | 124.34 | 0.18 |
| Pulse Moong (Washed) | 1 kg | 172.04 | 1.08 |
| Pulse Mash (Washed) | 1 kg | 179.22 | 0.28 |
| Pulse Gram | 1 kg | 133.41 | 1.48 |
| Gram Whole Black (Average Quality) | 1 kg | 124.52 | 1.22 |
| Gram Whole Yellow (Average Quality) | 1 kg | 155.84 | -0.24 |
| Beans Red/White (Lobia) | 1 kg | 159.18 | -0.64 |
| Potatoes | 1 kg | 39.31 | 3.69 |
| Chips (Loose) | 250 gm | 74.59 | 0.69 |
| Onions | 1 kg | 71.17 | 11.34 |

Contd.

**7.10 Intercity (Urban) Consumer Price
September, 2019
(Base Year 2015-16)**

Value in Rupees

| Description | Unit | Average | % Change |
|---|----------|---------|----------|
| Tomatoes | 1 kg | 51.68 | -14.82 |
| Turnip (Shalgham) | 1 kg | | -100.00 |
| Radish (Mooli) | 1 kg | 54.91 | -15.11 |
| Cauliflower (Phool Gobhi) | 1 kg | | -100.00 |
| Bottlegourd (Loki) | 1 kg | 61.91 | 17.90 |
| Lady Finger (Bhindi) | 1 kg | 82.09 | 28.47 |
| Peas (Matar) | 1 kg | | -100.00 |
| Spinach (Paalak) | 1 kg | 34.42 | -22.63 |
| Tinda | 1 kg | 90.82 | 14.64 |
| Turai | 1 kg | 67.19 | 9.47 |
| Karela | 1 kg | 90.02 | 22.06 |
| Chilies (Green) | 250 gm | 26.19 | -13.82 |
| Carrot (Gajar) | 1 kg | | -100.00 |
| Cucumber (Kheera) | 1 kg | 67.26 | 7.84 |
| Lemon | 250 gm | 40.07 | 10.51 |
| Garlic (Lehsun) | 1 kg | 254.53 | 2.50 |
| Sugar Refined | 1 kg | 75.39 | 0.33 |
| Gur (Average Quality) | 1 kg | 107.96 | 1.98 |
| Honey MARHABA Bottle 500 gm | Each | 402.06 | 0.45 |
| Sweetmeat (Mixed Mithai) | 1 kg | 379.73 | 0.94 |
| Ice Cream Walls Cup (Large Size) | Each | 49.84 | 0.30 |
| Cumin seed (Zeera) White NATIONAL 50 gm Packet | Each | 71.78 | 0.28 |
| Pepper Black NATIONAL 50 gm Packet | Each | 110.37 | 0.00 |
| Coriander Seed Powder NATIONAL 200 gm Packet | Each | 128.20 | 0.64 |
| Cardamom Large (Loose) (Average Quality) | 50 gm | 140.12 | 7.91 |
| Cardamom Small (Average Quality) | 50 gm | 188.88 | 2.25 |
| Salt Powdered (NATIONAL/SHAN) 800 gm Packet | Each | 29.93 | 0.00 |
| Chilies Powder NATIONAL 200 gm Packet | Each | 148.10 | 0.09 |
| Turmeric Powder NATIONAL 50 gm Packet | Each | 40.81 | 0.00 |
| Tomato Ketchup MITCHELLS/NATIONAL 1 kg Polybag | Each | 221.35 | 0.80 |
| Pickle MITCHELLS/NATIONAL Bottle (340 gm-400 gm) | Each | 133.01 | 0.26 |
| Ginger (Adrak) | 500 gm | 161.86 | 2.43 |
| Custard Powder RAFHAN 300 gm Packet | Each | 85.32 | 0.97 |
| Tea Lipton Yellow Label 190 gm Packet | Each | 218.58 | 4.74 |
| Cold Drink (PEPSI/COCA-COLA) 1.5 Liter Bottle | Each | 99.10 | 0.59 |
| Fruit Juice Small Packet 250 ml | Each | 21.98 | 3.19 |
| Mineral Water NESTLE 1.5 Liter | Each | 55.45 | 1.08 |
| JAM-E-SHIREEN Standard Size (800 ml) | 1 Bottle | 209.16 | 1.07 |
| ALCOHOLIC BEVERAGES & TOBACCO | | | |
| Cigarettes Capstan 20'S Packet | Each | 80.16 | 0.70 |
| Cigarettes Gold Leaf 20'S Packet | Each | 173.15 | 0.03 |
| Pan Prepared (Sweet with Beetle Nuts) | Each | 27.06 | 0.74 |
| CLOTHING & FOOTWEAR | | | |
| Long Cloth 57" Gul Ahmed/AI Karam | 1 Metre | 305.50 | 2.72 |
| Shirting (Average Quality) | 1 Metre | 211.73 | 0.37 |
| Pant Cloth Wash & Wear (Average Quality) | 1 Metre | 463.53 | 0.99 |
| Lawn Printed Gul Ahmed/AI Karam | 1 Metre | 341.45 | 0.39 |
| Georgette (Average Quality) | 1 Metre | 158.02 | 1.02 |
| Linen, Ladies (Average Quality) | 1 Metre | 167.06 | 0.91 |
| Heavy Weight Suiting LAWRENCE PUR (Average Quality) | 1 Metre | 1789.87 | 0.00 |
| Full Pant Boy Length 24"/26" | Each | 590.52 | 0.31 |
| Shirt Boy Length 24"/26" | Each | 485.19 | 0.08 |
| School Uniform Boys (Pant & Shirt) 24"/26" | Suit | 845.06 | 0.00 |
| School Uniform Girls (Kameez & Shalwar) 24"/26" | Suit | 803.72 | 0.42 |

Contd.

**7.10 Intercity (Urban) Consumer Price
September, 2019
(Base Year 2015-16)**

Value in Rupees

| Description | Unit | Average | % Change |
|---|-----------|-----------|----------|
| Awami Suit Gents Wash & Wear (Average Quality) | Suit | 1445.38 | 0.49 |
| Women Shalwar Kameez (Average Quality) | Suit | 1610.27 | 0.10 |
| Pullover Gents Oxford/Bonanza | Each | 3307.25 | 0.59 |
| Pullover Ladies Oxford/Bonanza | Each | 3150.03 | 0.46 |
| Pullover Gents (Average Quality) | Each | 1060.71 | 0.82 |
| Tailoring Charges Shirt (Men) | Each | 486.94 | 0.45 |
| Tailoring Charges Pant (Men) | Each | 794.20 | 0.22 |
| Tailoring Charges Awami Suit (Male) | Suit | 697.13 | 0.17 |
| Tailoring Charges Simple Suit (Female) | Suit | 583.49 | 0.01 |
| Underwear Medium Size (Average Quality) | Each | 153.09 | 1.76 |
| Vest "Baniyan" for Men Average Quality | Each | 153.24 | 1.27 |
| Brassier (Average Quality) | Each | 196.95 | 0.07 |
| Socks Nylon Local (Average Quality) | Pair | 96.48 | 0.08 |
| Dopatta Georgette (Average Quality) | Each | 335.90 | 0.23 |
| Dopatta Cotton (Average Quality) | Each | 287.71 | 0.83 |
| Chaddar (Wash-n-Wear) (2x2.5 Meter) | Each | 516.50 | 0.93 |
| Washing Charges Pant and Shirt Both | Each | 113.62 | 2.88 |
| Dry Cleaning Charges Pant Coat Both | Suit | 391.57 | 0.90 |
| Washing Charges Shalwar Kameez | Suit | 85.44 | 0.95 |
| Gents Shoes Paul Bata | Pair | 1299.00 | 0.00 |
| Gents Sandal Bata | Pair | 1199.00 | 0.00 |
| Gents Sponge Chappal Bata | Pair | 199.00 | 0.00 |
| Ladies Sandal Bata | Pair | 599.00 | 0.00 |
| Ladies Sponge Chappal Bata | Pair | 179.00 | 0.00 |
| Children Shoes Power Lite Bata | Pair | 1199.00 | 0.00 |
| Gents Shoes Servis | Pair | 999.00 | 0.00 |
| Cheetah 50 Size 3-5 Servis | Pair | 1599.00 | 0.00 |
| Shoe Repair Full Sole | Pair | 131.98 | 0.00 |
| Shoe Polish Charges | Pair | 24.45 | 0.41 |
| HOUSING, WATER, ELECT,GAS & OTH FUEL | | | |
| House Rent Combined | Quarterly | 7865.41 | 0.00 |
| Synthetic Enamel ICI Balti 3.64 Litre | Each | 2629.41 | 0.42 |
| Cement (Local) 50 kg Bag | Each | 552.67 | -3.20 |
| Bricks New 1st Class | 1000 No. | 8050.45 | 0.55 |
| Cement Blocks (6"x8"x12") | 100 No. | 3256.76 | 0.13 |
| Bajri | 100 cu ft | 4435.98 | 0.92 |
| Sand (Black Pit) | 100 cu ft | 2620.33 | 0.41 |
| Iron Bars (M.S. BAR) 1/2 " 40 Grade | 1 Ton | 113328.65 | -1.05 |
| Painter Wage Rate | Per Day | 1026.90 | 0.80 |
| Mason Wage Rate | Per Day | 1201.48 | 1.11 |
| Unskilled Labor Wage Rate | Per Day | 680.21 | 1.49 |
| Plumber Wage Rate | Per Day | 1088.70 | 0.59 |
| Electrician Charges | Per Point | 140.56 | 1.04 |
| Water Charges Per House | Monthly | 118.45 | 0.00 |
| Charges for Refuse/Waste Collection | Monthly | 202.34 | 1.19 |
| Electricity Charges upto 50 Units | Per Unit | 3.70 | -0.80 |
| Electricity Charges 51-100 Units | Per Unit | 7.39 | -1.60 |
| Electricity Charges 101-300 Units | Per Unit | 9.84 | -1.11 |
| Electricity Charges 301-700 Units | Per Unit | 11.33 | -1.05 |
| Electricity Charges Above 700 Units | Per Unit | 17.76 | -0.62 |
| Electricity Charges Combined | Per Unit | 10.00 | -0.99 |
| Gas Charges upto 3.3719 MMBTU | MMBTU | 141.57 | 0.00 |
| Gas Charges 3.3719 - 6.7438 MMBTU | MMBTU | 162.09 | 0.00 |
| Gas Charges 6.7438 - 10.1157 MMBTU | MMBTU | 351.00 | 0.00 |

Contd.

**7.10 Intercity (Urban) Consumer Price
September, 2019
(Base Year 2015-16)**

Value in Rupees

| Description | Unit | Average | % Change |
|---|-----------|----------|----------|
| Gas Charges 10.1157 - 13.4876 MMBTU | MMBTU | 555.10 | 0.00 |
| Gas Charges Above 13.4876 MMBTU | MMBTU | 1141.26 | 0.00 |
| Gas Charges Combined | MMBTU | 470.23 | 0.00 |
| LPG 11.67 kg Cylinder | Each | 1252.20 | -2.67 |
| Firewood Whole | 40 kg | 561.06 | 0.71 |
| FURNISHING HOUSE HOLD EQUIPMENTS | | | |
| Chair Sheesham Wood with Arm | Each | 2674.47 | 1.86 |
| Chair Plastic (Chairman) (Average Quality) | Each | 932.99 | 0.56 |
| Central Table Set with Glass Top | Set | 8605.34 | 0.89 |
| Sofa Set Five Seater | Set | 21379.00 | 3.20 |
| Dining Table wit Glass Top and Six Chairs (Average Quality) | Set | 31937.05 | 0.31 |
| Cot Iron (Charpai) | Each | 2673.68 | 1.36 |
| Steel Almirah | Each | 11885.22 | 0.80 |
| Mattress Foam Single Bed Molty/Diamond (4" Thick) | Each | 5932.23 | 1.17 |
| Tube Light Philips 40 Watt | Each | 154.06 | 3.56 |
| Energy Saver Philips 14 Watt | Each | 177.88 | 0.19 |
| Plain Carpet | 1 sq ft | 45.67 | 0.44 |
| Readymade Quilt (3 kg) | Each | 1062.42 | 0.05 |
| Blanket Single (SN) | Each | 2513.85 | 0.15 |
| Bed Sheet Single (Superior Quality) | Each | 784.19 | 0.81 |
| Bed Sheet Double with two Pillow Covers (Superior Quality) | Set | 1453.90 | 1.48 |
| Towel Medium Size (3' x 2') | Each | 310.78 | 0.40 |
| Ceiling Fan 56" Pak/Younas/Millat | Each | 3819.74 | 1.34 |
| Refrigerator Dawlance/Pel 10 Cubic feet Double Door | Each | 36744.80 | 0.33 |
| Split Air Conditioner Orient/LG/Dawlance 1.5 Ton | Each | 53168.79 | 0.58 |
| Air Cooler Super Asia ECM-4000/JC-1000 | Each | 14498.93 | 0.58 |
| Washing Machine with Spinner (Super Asia or Similar Brand) (SN) | Each | 16344.22 | 0.81 |
| Sewing Machine (SN) Without Cover | Each | 7866.85 | 0.52 |
| Geyser Super Asia Large Size 30 Gallons (Gas) | Each | 19864.30 | 0.73 |
| Electric Iron Dry (National/West Point) | Each | 2338.49 | 0.41 |
| Frying Pan Non-stick Medium Size Sonex | Each | 668.88 | 0.57 |
| Water Set (OMROC) 6 Glasses + jug | Set | 654.68 | 0.57 |
| Tea Set Pakistani (China-Ware) Set of 21 Pieces | Set | 2599.25 | 0.66 |
| Dinner Set Plastic 72 Pieces Super Quality | Set | 6366.84 | 0.93 |
| Bucket (Balti) Plastic Medium Size | Each | 398.46 | 0.41 |
| Lota Plastic Medium Size (Average Quality) | Each | 67.18 | 1.05 |
| Water Pump Golden Monoblock/Donkey 0.5 H.P | Each | 7403.68 | 0.61 |
| Sufi Washing Soap 250 gm Cake | Each | 43.97 | 0.96 |
| Surf Excel 500 gm Polybag | Each | 153.70 | 0.23 |
| Express Washing Powder 1 KG Polybag | Each | 203.52 | 1.08 |
| Cleanser Powder Vim 900 gm Polybag | Each | 83.75 | 0.95 |
| Finis 400 ml Bottle | Each | 201.81 | 0.00 |
| Phenyl Tyfon/Finis 2.75 Litre Bottle | Each | 169.92 | 0.90 |
| Harpic 500 ml Bottle | Each | 192.85 | 0.64 |
| Boot Polish Cherry/KIWI 42 ml | Each | 135.65 | 0.74 |
| Robin Blue Liquid 75 ml Bottle | Each | 68.45 | 3.81 |
| Match Box | Each | 2.43 | 0.00 |
| Household Servant Female Part Time | Per Month | 2304.97 | 0.55 |
| HEALTH | | | |
| Sepran Tablets | 10 No. | 21.86 | 0.00 |
| Panadol Tablets Plain | 10 No. | 14.11 | 0.00 |
| Flagyl Tablets 400 mg | 10 No. | 20.15 | 0.00 |
| Ventolin Tablets 2 mg | 10 No. | 10.35 | 0.00 |
| Daonil Tablets 5 mg | 10 No. | 21.66 | 0.00 |

Contd.

**7.10 Intercity (Urban) Consumer Price
September, 2019
(Base Year 2015-16)**

Value in Rupees

| Description | Unit | Average | % Change |
|---|-------------|------------|----------|
| Entox Tablets | 10 No. | 16.00 | 0.00 |
| CAC 1000 Tablets Sandoz Bottle | Each | 153.04 | 0.00 |
| Amoxil Capsule 250 mg | 10 No. | 41.44 | 0.48 |
| Lederplex Syrup Bottle | Each | 53.21 | 0.89 |
| Phenergan Syrup 120 ml Bottle | Each | 42.25 | 0.00 |
| Calpol Syrup 100 ml Bottle | Each | 58.89 | 0.00 |
| Hydryllin Syrup 120 ml Bottle | Each | 69.00 | 0.00 |
| Inderal Tablets 10 mg | 10 No. | 16.65 | 0.00 |
| Betnovate-N Ointment 10 gm Tube | Each | 30.75 | 0.00 |
| Johar Joshanda Instant (Sachet) Packet | Each | 10.00 | 0.00 |
| Glaxose-D 400 gm Packet | Each | 144.49 | 0.80 |
| Dettol Medium Bottle | Each | 152.02 | 0.99 |
| Electronic BP Checking Apparatus | Each | 2824.99 | 0.48 |
| Glucometer | Each | 2148.19 | 0.22 |
| Doctor (MBBS) Clinic Fee | Per Patient | 248.50 | 4.13 |
| Gynecologist Fee Per Visit | Per Patient | 535.99 | 0.00 |
| Dental Surgeon Fee Per Visit | Per Patient | 380.01 | 0.23 |
| Dental Extraction Fee | Per Tooth | 642.47 | 1.19 |
| Urine Test (DR) Charges | Per Test | 130.10 | 0.00 |
| Blood Test (CP) Charges | Per Test | 311.95 | 0.02 |
| Sugar Test (Random/Fasting) Charges of Both | Per Test | 183.56 | 0.00 |
| ECG Charges | Per Test | 272.08 | 0.00 |
| X-RAY (Chest) Charges | Per X-ray | 380.35 | 0.18 |
| Ultrasound Abdominal | Per Test | 613.51 | 0.00 |
| Physiotherapist Fee Per Visit | Per Patient | 465.25 | 0.00 |
| Cost of Surgery (C-Section) | Per Case | 23949.82 | 0.78 |
| TRANSPORT | | | |
| Car Suzuki 800 cc Without AC | Each | 867199.70 | 0.00 |
| Car Suzuki 1000 cc | Each | 1750407.87 | 0.53 |
| Car Toyota 1300 cc Xli | Each | 2564737.87 | 0.41 |
| Car Honda Civic Turbo 1.5 VTEC | Each | 4166166.46 | 0.88 |
| Motorcycle Honda CD 70 | Each | 74477.00 | 1.06 |
| Motorcycle United/Unique 70 cc | Each | 47302.69 | 0.92 |
| Bicycle | Each | 8767.72 | 0.77 |
| Tire Motorcycle CD 70 (Back Wheel) | Each | 1291.38 | 0.61 |
| Tire Car Mehran Tubeless (General) | Each | 3567.69 | 0.84 |
| Petrol Super | Per Litre | 113.24 | -3.90 |
| Hi-Speed Diesel | Per Litre | 127.14 | -4.02 |
| CNG | 1 kg/1 Ltr | 103.90 | -2.27 |
| Mobil Oil (Havoline 20w-50) | 4 Litres | 2118.09 | 1.29 |
| Motorcycle Service Charges | Each | 116.99 | 4.05 |
| Car Service Charges | Each | 387.85 | 0.87 |
| Tire Car Puncture Charges | Each | 84.60 | 3.52 |
| Car Tax 800 cc to 1500 cc | Per Year | 2096.30 | 0.00 |
| Train Fare Economy per Person | Per km | 1.07 | 0.00 |
| Train Fare AC Sleeper per Person | Per km | 4.71 | -1.05 |
| Train Fare AC Lower per Person | Per km | 2.66 | 2.70 |
| Train Fare Business Class per Person | Per km | 3.15 | -0.63 |
| Auto Rickshaw Fare | Minimum | 65.41 | 0.11 |
| Taxi Four Seater Fare | Minimum | 102.47 | 0.00 |
| Bus Fare Minimum Within City | Per Ticket | 13.62 | 0.00 |
| Bus Fare Maximum Within City | Per Ticket | 22.86 | 0.00 |
| Bus Fare Outside City (non AC) | Per km | 1.21 | 0.00 |
| Bus Fare Outside City (AC) | Per km | 2.09 | 0.00 |

Contd.

**7.10 Intercity (Urban) Consumer Price
September, 2019
(Base Year 2015-16)**

Value in Rupees

| Description | Unit | Average | % Change |
|---|--------------|----------|----------|
| Mini Bus Fare Minimum Within City | Per Ticket | 13.17 | 0.00 |
| Mini Bus Fare Maximum Within City | Per Ticket | 25.03 | 0.00 |
| Suzuki Fare Minimum Within City | Per Ticket | 15.40 | 0.00 |
| Suzuki Fare Maximum Within City | Per Ticket | 23.35 | 0.82 |
| Air Fare Economy Class Per Kilometer (National Average) | Per Person | 23.96 | -0.62 |
| COMMUNICATION | | | |
| Courier Charges Minimum Within Zone Outside City (TCS) | Per Envelope | 200.00 | 0.00 |
| Mobile Set with Rear Camera and Without Touch Screen | Each | 3244.33 | 0.80 |
| Telephone Call Charges | Per Minute | 1.55 | 0.00 |
| Internet Charges (DSL) 1 MB (Unlimited) | Per Month | 2090.00 | 0.00 |
| Mobile Call Charges | Per Unit | 2.99 | 0.00 |
| RECREATION AND CULTURE | | | |
| LED Sony/Samsung 32" Colored | Each | 33273.05 | 0.17 |
| Personal Computer with LED Monitor (17") DELL/HP/ACER CORE i5 | Each | 56248.95 | -0.11 |
| Laptop DELL/HP/ACER Core i5, Display (14'-15') | Each | 54911.08 | 0.39 |
| Recreational Park Charges (Minimum Playland Ticket) | Per Person | 24.14 | 0.00 |
| Cable Charges | Per Month | 310.88 | 0.00 |
| English Book Class VI | Each | 77.01 | 1.52 |
| English Book Class IX and X | Each | 103.51 | -0.61 |
| English Book Class XI Complete Set | Each | 95.57 | 0.57 |
| English Book BA/B.SC | Each | 192.43 | 1.56 |
| Urdu Book Class V (Text Book Board) | Each | 67.56 | 0.00 |
| Urdu Book Class IX and X (Text Book Board) | Each | 112.36 | 0.00 |
| Urdu Book Class XI/Inter | Each | 63.30 | 1.95 |
| Urdu Book BA/B.SC | Each | 149.68 | -0.87 |
| Mathematics Book Class V (Text Book Board) | Each | 99.35 | 0.00 |
| Mathematics Book Class IX and X (Text Book Board) | Each | 206.04 | 0.22 |
| Mathematics Book Class XI (Text Book Board) | Each | 154.56 | 0.85 |
| Newspaper Daily Dawn | Each | 25.00 | 0.00 |
| Newspaper Daily Jang | Each | 20.00 | 0.00 |
| Akhbar-e-Jehan Weekly | Each | 70.00 | 0.00 |
| MAG THE WEEKLY (Magazine) | Each | 50.00 | 0.00 |
| Exercise Book (with Lines) 80 to 100 Pages | Each | 56.23 | 1.68 |
| Lead Pencil Goldfish | Each | 8.82 | 1.73 |
| Pen Ink Dollar 57 ml Bottle | Each | 26.42 | 0.76 |
| Photostat Paper 70 gm | Packet | 493.65 | 0.45 |
| Ballpoint Pen Local | Each | 9.05 | 1.00 |
| EDUCATION | | | |
| Private School Fee English Medium Average Standard (Class I) | Per Month | 1620.24 | 1.50 |
| Private School Fee English Medium Average Standard (Class V) | Per Month | 1826.42 | 0.91 |
| Private School Fee English Medium Average Standard (Class VI) | Per Month | 2047.66 | 0.72 |
| Private School Fee English Medium Average Standard (Class X) | Per Month | 2389.97 | 1.28 |
| Government College Fee First Year | Per Month | 51.89 | 0.00 |
| Private College Fee First Year | Per Month | 3998.77 | 0.42 |
| Coaching Fee for Class IX/X Science Group | Per Subject | 1127.43 | 0.68 |
| Coaching Fee for Class XI/XII Science Group | Per Subject | 1653.13 | 0.07 |
| Coaching Fee for Class XI/XII Commerce Group | Per Subject | 1373.64 | 0.00 |
| Government University Fee M.S.c / M.A. | Per Month | 683.11 | 0.35 |
| Tuition Fee Private University M.Sc./M.A | Per Month | 4948.56 | 7.29 |
| Government Medical College/University Tuition Fee for MBBS (1st year) | Per Month | 1841.12 | 3.06 |
| Private Medical College/University Tuition Fee for MBBS (1st year) | Per Month | 63067.81 | 0.00 |
| Government Engineering University Tuition Fee for BE (1st year) | Per Month | 2525.18 | 0.00 |
| Private Engineering University Tuition Fee for BE (1st year) | Per Month | 13364.96 | 0.00 |
| Vocational Training Basic Computer Short Course Fee (3 Months) | Per Course | 2811.21 | 0.00 |

Contd.

**7.10 Intercity (Urban) Consumer Price
September, 2019
(Base Year 2015-16)**

Value in Rupees

| Description | Unit | Average | % Change |
|--|--------------|----------|----------|
| RESTAURANTS AND HOTELS | | | |
| Bread Tandoori Standard Size | Each | 8.68 | 0.35 |
| Cooked Chicken at Average Hotel | Per Plate | 132.52 | 1.81 |
| Cooked Beef at Average Hotel | Per Plate | 123.95 | 1.75 |
| Cooked Daal at Average Hotel | Per Plate | 70.24 | 1.80 |
| Chicken Biryani Full/Double | Per Plate | 159.96 | 0.73 |
| Tea Prepared Ordinary | Per Cup | 23.98 | 0.63 |
| Pizza Chicken Medium Size (Average Quality) | Each | 438.38 | 0.00 |
| Burger with Shami Kabab (Average Quality) | Each | 63.28 | 0.54 |
| Chicken Roast (Full) (Average Quality) | Each | 582.58 | 0.02 |
| Seekh Kabab (Beef) (Average Quality) | 1 Dozen | 392.55 | 1.11 |
| Marriage Hall Charges with Furniture | Per Head | 140.91 | 0.23 |
| Marriage Hall Service Charges with Food (Average Meal) | Per Head | 549.44 | 0.00 |
| Government Hostel Accommodation Fee for Intermediate College per Student | Per Month | 262.88 | 0.00 |
| Private Hostel Accommodation Fee for Intermediate College per Student | Per Month | 3481.50 | 0.22 |
| Misc. goods and services | | | |
| Hair Cut Charges for Men | Per Cut | 94.83 | 0.68 |
| Hair Style Charges (at Average Beauty Parlor) | Per Style | 322.43 | 0.78 |
| Shaving Charges | Per Shave | 53.75 | 0.75 |
| Electric Hair Straightener (PHILIPS) | Each | 2718.18 | 0.38 |
| Toilet Soap LUX 75 gm | Each | 42.74 | 0.00 |
| Toilet Soap LIFEBUOY 115 gm | Each | 43.41 | 1.31 |
| Tooth Paste COLGATE 75 gm | Each | 82.63 | 0.25 |
| Tooth Brush (SHIELD) | Each | 48.87 | 3.06 |
| Hair Color (KALA KOLA) | Tube | 138.38 | 0.62 |
| Hair Removing Cream (EU-Cream) 30ml Tube | Each | 74.57 | 0.08 |
| Shaving Cream (TOUCHME large/ADMIRAL) | Tube | 75.05 | 1.85 |
| Blade Treet Ordinary (10 no. Packet) | Each | 43.04 | 1.75 |
| Disposable Razor Gillette Blue II | Each | 50.57 | 1.22 |
| Shampoo Sun silk/Pantene 90 ml Bottle | Each | 105.09 | 0.94 |
| Lipstick Swiss Miss/Medora (Medium) | Each | 130.64 | 2.84 |
| Nail Polish Swiss Miss/Medora (Medium) | Each | 99.74 | 0.50 |
| Perfume Medium Size Broche/Medora | Each | 219.90 | 0.89 |
| Face Cream Ponds Medium Size (Cold) | Each | 132.78 | 0.80 |
| Talcum Powder Viceroy/Black Cat Large Size | Each | 168.23 | 0.42 |
| Hair Oil (Kala Kola hair tonic) | 200 ml | 195.82 | -0.02 |
| Tissue Paper Perfumed Box 100 napkins | Each | 129.97 | 0.30 |
| Pampers (Medium Size) | Small Packet | 311.61 | 3.45 |
| Gold Tezabi 24 Carett | 10 gm | 74786.46 | 1.84 |
| Silver Tezabi 24 Carett | 10 gm | 956.43 | 7.49 |
| Wall Clock Quartz (Average Quality) | Each | 638.07 | 0.44 |
| Artificial Jewelry (Locket Set) (Average Quality) | Each | 693.26 | 0.20 |
| Suitcase Ragzine (24"x16"x6") (Average Quality) | Each | 1437.14 | 0.21 |
| Trunk Medium Size (Average Quality) | Each | 1736.29 | 0.73 |
| Purse Ladies Medium Size (Average Quality) | Each | 877.26 | 0.54 |

**7.10 Intercity (Rural) Consumer Price
September, 2019
(Base Year 2015-16)**

| Description | Unit | Value in Rupees | |
|---|---------|-----------------|----------|
| | | Average | % Change |
| FOOD & NON-ALCOHOLIC BEVERAGES | | | |
| Wheat | 10 kg | 372.11 | 2.94 |
| Wheat Flour (Average Quality) | 1 kg | 44.25 | 2.74 |
| Wheat Flour Bag | 20 kg | 853.09 | 2.87 |
| Suji | 1 kg | 59.12 | 2.25 |
| Vermicelli (Packet) | 1 kg | 89.05 | 1.60 |
| Besan | 1 kg | 133.03 | 0.32 |
| Rice Basmati 385/386 | 1 kg | 103.68 | 0.48 |
| Rice Basmati Broken (Average Quality) | 1 kg | 74.12 | 0.42 |
| Bread plain (Medium Size) | Each | 46.34 | 2.95 |
| Rusk (Papay) (Average Quality) | 1 kg | 187.15 | 0.63 |
| Biscuit Bakery (Loose, Average Quality) | 250 gm | 70.46 | 0.53 |
| Samosa (Vegetable, Average Quality) | Each | 12.28 | 1.82 |
| Nimko (Loose, Average Quality) | 250 gm | 63.45 | 0.19 |
| Beef with Bone (Average Quality) | 1 kg | 386.74 | 0.51 |
| Mutton (Average Quality) | 1 kg | 816.93 | 1.89 |
| Chicken Farm Broiler (Live) | 1 kg | 196.94 | 2.65 |
| Fish Fresh | 1 kg | 304.04 | 0.09 |
| Milk fresh (Un-boiled) | 1 Litre | 93.24 | 1.62 |
| Curd | 1 kg | 111.62 | 1.53 |
| Powdered Milk NIDO 390 gm Polybag | Each | 437.49 | 0.66 |
| Eggs Farm | Dozen | 100.78 | -1.07 |
| Mustard Oil (Average Quality) | 1 kg | 209.89 | 0.95 |
| Vegetable Ghee DALDA/HABIB 2.5 kg Tin | Each | 519.59 | 2.25 |
| Vegetable Ghee DALDA/HABIB or Other superior Quality 1 kg Pouch | Each | 195.08 | 1.88 |
| Desi Ghee | 1 kg | 1131.22 | 0.61 |
| Cooking Oil (Pouch) | 1 Litre | 194.56 | 0.20 |
| Almonds (Badam) Kaghazi with Shell (Average Quality) | 1 kg | 759.05 | 1.19 |
| Groundnuts (Moong Phali) with shell | 1 kg | 221.89 | 0.14 |
| Kinnu (Average Quality) | 1 Dozen | | |
| Apple (Average Quality) | 1 kg | 122.51 | -5.05 |
| Grapes (Angoor) (Average Quality) | 1 kg | 148.85 | -4.98 |
| Bananas (Kela) Local | 1 Dozen | 63.03 | -15.36 |
| Mango Kalmi (Average Quality) | 1 kg | | -100.00 |
| Guava (Amrood) (Average Quality) | 1 kg | 68.55 | -16.79 |
| Watermelon (Turbooz) | 1 kg | | -100.00 |
| Muskmelon (Kharbuza) | 1 kg | | -100.00 |
| Pulse Masoor (Washed) | 1 kg | 118.65 | -0.52 |
| Pulse Moong (Washed) | 1 kg | 164.78 | 0.76 |
| Pulse Mash (Washed) | 1 kg | 174.88 | -1.13 |
| Pulse Gram | 1 kg | 134.24 | 1.69 |
| Gram Whole Black (Average Quality) | 1 kg | 126.65 | -0.30 |
| Gram Whole Yellow (Average Quality) | 1 kg | 155.44 | 0.65 |
| Beans Red/White (Lobia) | 1 kg | 149.86 | 1.41 |
| Potatoes | 1 kg | 35.60 | -2.01 |
| Chips (Loose) | 250 gm | 63.71 | 3.83 |
| Onions | 1 kg | 67.59 | 7.66 |
| Tomatoes | 1 kg | 47.73 | -9.31 |
| Turnip (Shalgham) | 1 kg | | -100.00 |
| Radish (Mooli) | 1 kg | 48.15 | |
| Cauliflower (Phool Gobhi) | 1 kg | | -100.00 |
| Bottlegourd (Loki) | 1 kg | 51.70 | 5.96 |
| Lady Finger (Bhindi) | 1 kg | 75.06 | 25.81 |
| Peas (Matar) | 1 kg | | -100.00 |
| Spinach (Paalak) | 1 kg | 34.85 | 5.00 |
| Tinda | 1 kg | 72.39 | 15.79 |
| Turai | 1 kg | 57.51 | 3.83 |
| Karela | 1 kg | 81.01 | 19.87 |

Contd.

**7.10 Intercity (Rural) Consumer Price
September, 2019
(Base Year 2015-16)**

| Description | Unit | Value in Rupees | |
|---|-----------|-----------------|----------|
| | | Average | % Change |
| Chilies (Green) | 250 gm | 23.77 | -10.54 |
| Carrot (Gajar) | 1 kg | | |
| Cucumber (Kheera) | 1 kg | 61.91 | 14.67 |
| Lemon | 250 gm | 35.74 | 6.78 |
| Garlic (Lehsun) | 1 kg | 254.31 | 4.87 |
| Brinjal | 1 kg | 45.87 | 0.15 |
| Arvi | 1 kg | 76.92 | -2.76 |
| Sugar Refined | 1 kg | 76.08 | -0.16 |
| Gur (Average Quality) | 1 kg | 108.35 | 2.81 |
| Honey MARHABA Bottle 500 gm | Each | 403.37 | 0.13 |
| Sweetmeat (Mixed Mithai) | 1 kg | 313.08 | 0.61 |
| Ice Cream Walls Cup (Large Size) | Each | 49.06 | 0.00 |
| Ginger (Adrak) | 500 gm | 160.61 | -0.34 |
| Custard Powder RAFHAN 300 gm Packet | Each | 85.71 | 0.21 |
| Coriander Seed Powder Loose | 1 kg | 250.36 | 2.00 |
| Salt Powder Loose | 1 kg | 12.98 | 0.00 |
| Chilies Powder Loose | 1 kg | 332.36 | -0.54 |
| Turmeric Powder Loose | 250 gm | 71.00 | 0.23 |
| Tea Lipton Yellow Label 190 gm Packet | Each | 220.07 | 5.59 |
| Cold Drink (PEPSI/COCA-COLA) 1.5 Liter Bottle | Each | 100.03 | 0.58 |
| Fruit Juice Small Packet 250 ml | Each | 23.87 | 1.70 |
| JAM-E-SHIREEN Standard Size (800 ml) | 1 Bottle | 210.45 | 1.25 |
| ALCOHOLIC BEVERAGES & TOBACCO | | | |
| Cigarettes Capstan 20'S Packet | Each | 80.88 | 0.94 |
| Cigarettes Gold Leaf 20'S Packet | Each | 174.49 | 0.40 |
| Tobacco Hukka Twisted | 1 kg | 200.21 | 0.00 |
| Chewing Tobacco (Niswar) | 250 gm | 51.76 | 0.45 |
| Pan Prepared (Sweet with Beetle Nuts) | Each | 23.90 | 1.88 |
| CLOTHING & FOOTWEAR | | | |
| Shirting (Average Quality) | 1 Metre | 174.86 | 0.14 |
| Georgette (Average Quality) | 1 Metre | 128.95 | 1.11 |
| Linen, Ladies (Average Quality) | 1 Metre | 143.72 | 0.20 |
| Long Cloth | 1 Metre | 206.40 | 0.62 |
| Lawn Printed (Average Quality) | 1 Metre | 161.27 | 0.79 |
| Full Pant Boy Length 24"/26" | Each | 426.86 | 0.00 |
| Shirt Boy Length 24"/26" | Each | 356.11 | 0.00 |
| School Uniform Boys (Pant & Shirt) 24"/26" | Suit | 718.86 | 0.58 |
| School Uniform Girls (Kameez & Shalwar) 24"/26" | Suit | 724.01 | 0.00 |
| Pullover Gents (Average Quality) | Each | 769.81 | 0.02 |
| Pullover Ladies (Average Quality) | Each | 742.39 | 0.00 |
| Tailoring Charges Awami Suit (Male) | Suit | 580.71 | 1.27 |
| Tailoring Charges Simple Suit (Female) | Suit | 471.42 | 0.00 |
| Underwear Medium Size (Average Quality) | Each | 109.06 | 1.78 |
| Vest "Baniyan" for Men Average Quality | Each | 117.25 | 1.22 |
| Brassier (Average Quality) | Each | 135.78 | 2.51 |
| Socks Nylon Local (Average Quality) | Pair | 80.04 | 1.00 |
| Lungi/Dhoti Cotton (Average Quality) | Each | 272.95 | 0.64 |
| Dopatta Georgette (Average Quality) | Each | 236.66 | 0.87 |
| Dopatta Cotton (Average Quality) | Each | 222.10 | 0.81 |
| Chaddar (Wash-n-Wear) (2x2.5 Meter) | Each | 465.62 | 0.00 |
| Washing Charges Shalwar Kameez | Suit | 70.19 | 1.07 |
| Footware Gents Local (Average Quality) | Pair | 628.12 | 0.00 |
| Footware Ladies Local (Average Quality) | Pair | 403.52 | 0.00 |
| Footware Children Local (Average Quality) | Pair | 287.97 | 0.00 |
| Shoe Repair Full Sole | Pair | 102.53 | 4.67 |
| Shoe Polish Charges | Pair | 22.91 | 1.96 |
| HOUSING, WATER, ELECT,GAS & OTH FUEL | | | |
| House Rent Combined | Quarterly | 3656.27 | 0.00 |
| Cement (Local) 50 kg Bag | Each | 556.81 | -3.95 |

Contd.

**7.10 Intercity (Rural) Consumer Price
September, 2019
(Base Year 2015-16)**

| Description | Unit | Value in Rupees | |
|---|-------------|-----------------|----------|
| | | Average | % Change |
| Bricks New 1st Class | 1000 No. | 7669.95 | 0.57 |
| Bajri | 100 cu ft | 3735.80 | 2.49 |
| Sand (Black Pit) | 100 cu ft | 2284.59 | 2.44 |
| Painter Wage Rate | Per Day | 907.43 | 0.00 |
| Mason Wage Rate | Per Day | 1144.79 | 0.72 |
| Unskilled Labor Wage Rate | Per Day | 615.92 | 1.07 |
| Plumber Wage Rate | Per Day | 970.66 | 0.00 |
| Electrician Charges | Per Point | 124.96 | 0.00 |
| Carpenter Wage Rate | Per Day | 977.17 | 0.00 |
| Water Charges Per House | Monthly | 199.84 | 0.00 |
| Charges for Refuse/Waste Collection | Monthly | 180.56 | 2.35 |
| Electricity Charges upto 50 Units | Per Unit | 3.70 | -0.80 |
| Electricity Charges 51-100 Units | Per Unit | 7.39 | -1.60 |
| Electricity Charges 101-300 Units | Per Unit | 9.84 | -1.11 |
| Electricity Charges 301-1000 Units | Per Unit | 11.33 | -1.05 |
| Electricity Charges Above 1000 Units | Per Unit | 17.76 | -0.62 |
| Electricity Charges Combined | Per Unit | 10.00 | -0.99 |
| LPG 11.67 kg Cylinder | Each | 1301.28 | -1.34 |
| Kerosene Oil | 1 Litre | 128.22 | -1.38 |
| Firewood Whole | 40 kg | 466.30 | 0.09 |
| Coal | 1 kg | 48.89 | 0.39 |
| FURNISHING HOUSE HOLD EQUIPMENTS | | | |
| Cot Iron (Charpai) | Each | 2360.31 | 1.48 |
| Tube Light Philips 40 Watt | Each | 155.00 | 2.09 |
| Energy Saver Philips 14 Watt | Each | 180.07 | 0.00 |
| Readymade Quilt (3 kg) | Each | 995.21 | 0.00 |
| Blanket Single (SN) | Each | 2067.53 | 0.00 |
| Towel Medium Size (2' x 3') | Each | 234.23 | 0.86 |
| Ceiling Fan 56" Pak/Younas/Millat | Each | 3454.93 | 0.34 |
| Refrigerator Dawlance/Pel 10 Cubic feet Double Door | Each | 36195.58 | 0.23 |
| Washing Machine with Spinner (Super Asia or Similar Brand) (SN) | Each | 16104.76 | 1.29 |
| Sewing Machine (SN) Without Cover | Each | 6885.99 | 1.29 |
| Water Set (OMROC) 6 Glass | Set | 587.50 | 0.83 |
| Tea Set Pakistani (China-Ware) Set of 21 Pieces | Set | 2281.23 | 1.47 |
| Dinner Set Plastic 72 Pieces Super Quality | Set | 5461.12 | 2.38 |
| Bucket (Balti) Plastic Medium Size | Each | 314.71 | 1.37 |
| Lota Plastic Medium Size (Average Quality) | Each | 61.40 | 1.93 |
| Aluminium Cooking Pan (Degchi) | Each | 546.34 | 3.40 |
| Plates Steel Medium Size (Average Quality) | Each | 68.75 | 0.88 |
| Water Cooler 9/10 Litre Plastic Super Quality | 1 No. | 640.20 | 1.23 |
| Water Pump Golden Monoblock/Donkey 0.5 H.P | Each | 7307.99 | 0.00 |
| Express Washing Powder 1 KG Polybag | Each | 203.74 | 1.49 |
| Cleanser Powder Vim 900 gm Polybag | Each | 80.90 | 0.00 |
| Finis 400 ml Bottle | Each | 190.98 | 0.00 |
| Boot Polish Cherry/KIWI 42 ml | Each | 136.66 | 0.00 |
| Robin Blue Liquid 75 ml Bottle | Each | 66.41 | 0.61 |
| Match Box | Each | 2.47 | 1.65 |
| Washing Soap 250 gm Cake (Specify Name) | Each | 35.61 | 0.85 |
| HEALTH | | | |
| Panadol Tablets Plain | 10 No. | 14.69 | 0.00 |
| Daonil Tablets 5 mg | 10 No. | 20.46 | 0.89 |
| CAC 1000 Tablets Sandoz Bottle | Each | 153.11 | 0.00 |
| Amoxil Capsule 250 mg | 10 No. | 42.04 | 0.89 |
| Hydryllin Syrup 120 ml Bottle | Each | 69.22 | 0.00 |
| Inderal Tablets 10 mg | 10 No. | 15.70 | 0.00 |
| Johar Joshanda Instant (Sachet) Packet | Each | 10.45 | 1.55 |
| Dettol Medium Bottle | Each | 124.71 | 0.48 |
| Doctor (MBBS) Clinic Fee | Per Patient | 195.57 | 2.13 |
| Dental Surgeon Fee Per Visit | Per Patient | 323.89 | 0.00 |

Contd.

**7.10 Intercity (Rural) Consumer Price
September, 2019
(Base Year 2015-16)**

| Description | Unit | Value in Rupees | |
|--|--------------|-----------------|----------|
| | | Average | % Change |
| Blood Test (CP) Charges | Per Test | 262.16 | 0.00 |
| X-RAY (Chest) Charges | Per X-ray | 339.77 | 0.00 |
| Physiotherapist Fee Per Visit | Per Patient | 336.06 | 0.00 |
| Cost of Surgery (C-Section) | Per Case | 19917.46 | 0.00 |
| TRANSPORT | | | |
| Car Suzuki 800 cc Without AC | Each | 874601.29 | 0.00 |
| Motorcycle Honda CD 70 | Each | 74554.75 | 0.99 |
| Bicycle | Each | 8503.88 | 1.26 |
| Tire Motorcycle CD 70 (Back Wheel) | Each | 1335.90 | 0.25 |
| Tire Car Mehran Tubeless (General) | Each | 3500.97 | 1.26 |
| Tire Cycle | Each | 451.11 | 0.92 |
| Petrol Super | Per Litre | 113.24 | -3.90 |
| Hi-Speed Diesel | Per Litre | 127.14 | -4.02 |
| CNG | 1 kg/1 Ltr | 113.37 | -1.55 |
| Mobil Oil (Havoline 20w-50) | 4 Litres | 2123.92 | 0.81 |
| Motorcycle Service Charges | Each | 129.28 | 0.00 |
| Car Tax 800 cc to 1500 cc | Per Year | 1914.77 | 0.00 |
| Train Fare Economy per Person | Per km | 1.07 | 0.00 |
| Bus Fare Outside City (non AC) | Per km | 1.24 | 0.81 |
| Chingchi Rickshaw Charges, Minimum | Per Person | 25.78 | 0.00 |
| Air Fare Economy Class Per Kilometer | Per Person | 23.96 | -0.62 |
| COMMUNICATION | | | |
| Postal Registration Charges | Per Envelope | 50.00 | 0.00 |
| Mobile Set with Rear Camera and Without Touch Screen | Each | 3506.25 | 0.00 |
| Telephone Call Charges | Per Minute | 1.55 | 0.00 |
| Internet Charges (DSL) 1 MB (Unlimited) | Per Month | 2090.00 | 0.00 |
| Mobile Call Charges | Per Unit | 2.99 | 0.00 |
| RECREATION AND CULTURE | | | |
| LED Sony/Samsung 32" Colored | Each | 30734.44 | 0.00 |
| Personal Computer with LED Monitor (17") DELL/HP/ACER CORE i5 | Each | 43704.55 | 0.00 |
| Pets Feed | 10 kg | 498.53 | 1.07 |
| Cable Charges | Per Month | 275.46 | 0.00 |
| English Books Class VI | Each | 76.27 | 1.98 |
| English Books Class IX and X | Each | 93.41 | 0.00 |
| English Books Class XI Complete Set | Each | 98.19 | 0.40 |
| Urdu Books Class V (Text Book Board) | Each | 69.77 | 0.00 |
| Urdu Books Class IX and X (Text Book Board) | Each | 100.48 | 0.00 |
| Newspaper Daily Jang | Each | 20.00 | 0.00 |
| Exercise Book (with Lines) 80 to 100 Pages | Each | 60.73 | 0.23 |
| Lead Pencil Goldfish | Each | 8.79 | 0.00 |
| Ballpoint Pen Local | Each | 9.03 | 0.00 |
| EDUCATION | | | |
| Private School Fee English Medium Average Standard (Class I) | Per Month | 693.64 | 0.00 |
| Private School Fee English Medium Average Standard (Class V) | Per Month | 793.82 | 0.00 |
| Private School Fee English Medium Average Standard (Class VI) | Per Month | 942.69 | 0.00 |
| Coaching Fee for Class IX/X Science Group | Per Subject | 832.65 | 0.00 |
| Vocational Training Basic Computer Short Course Fee (3 Months) | Per Course | 2497.37 | 0.00 |
| RESTAURANTS AND HOTELS | | | |
| Bread Tandoori Standard Size | Each | 9.41 | -2.59 |
| Cooked Chicken at Average Hotel | Per Plate | 126.05 | 0.36 |
| Cooked Beef at Average Hotel | Per Plate | 118.91 | 0.00 |
| Cooked Daal at Average Hotel | Per Plate | 67.06 | 0.00 |
| Chicken Biryani Full/Double | Per Plate | 130.34 | 0.46 |
| Tea Prepared Ordinary | Per Cup | 22.69 | 1.20 |
| Pizza Chicken Medium Size (Average Quality) | Each | 405.25 | 0.00 |
| Burger with Shami Kabab (Average Quality) | Each | 53.76 | 0.00 |
| Chicken Roast (Full) (Average Quality) | Each | 595.81 | 0.67 |
| Seekh Kabab (Beef) (Average Quality) | 1 Dozen | 345.16 | 0.00 |
| Marriage Hall Charges with Furniture | Per Head | 123.16 | 0.00 |

Contd.

**7.10 Intercity (Rural) Consumer Price
September, 2019
(Base Year 2015-16)**

| Description | Unit | Value in Rupees | |
|--|-----------|-----------------|----------|
| | | Average | % Change |
| Marriage Hall Service Charges with Food (Average Meal) | Per Head | 454.08 | 0.00 |
| Government Hostel Accommodation Fee for Intermediate College per Student | Per Month | 263.90 | 0.00 |
| Private Hostel Accommodation Fee for Intermediate College per Student | Per Month | 2068.84 | 0.00 |
| Misc. goods and services | | | |
| Hair Cut Charges for Men | Per Cut | 65.66 | 0.66 |
| Shaving Charges | Per Shave | 43.50 | 0.58 |
| Toilet Soap LUX 75 gm | Each | 42.77 | 0.56 |
| Tooth Paste COLGATE 75 gm | Each | 81.98 | 0.49 |
| Tooth Brush (SHIELD) | Each | 52.32 | 1.85 |
| Hair Color (KALA KOLA) | Tube | 142.54 | 0.81 |
| Hair Removing Cream (EU-Cream) 30ml Tube | Each | 76.69 | 0.00 |
| Shaving Cream (TOUCHME Large/ADMIRAL) | Tube | 73.79 | 0.00 |
| Blade Treet Ordinary (10 no. Packet) | Each | 44.13 | 0.98 |
| Disposable Razor Gillette Blue II | Each | 49.83 | 2.83 |
| Shampoo Sun Silk/Pantene 90 ml Bottle | Each | 103.24 | 0.00 |
| Talcum Powder Viceroy/Black Cat | Each | 156.47 | 0.00 |
| Gold Tezabi 24 Carett | 10 gm | 74543.41 | 2.13 |
| Artificial Jewelry (Locket Set) (Average Quality) | Each | 513.02 | 1.09 |
| Suitcase Ragzine (24"x16"x6") (Average Quality) | Each | 1171.72 | 0.00 |
| Trunk Medium Size (Average Quality) | Each | 1490.68 | 0.56 |
| Purse Ladies Medium Size (Average Quality) | Each | 584.18 | 1.82 |

8. PUBLIC FINANCE

8.1 Customs Revenue Receipts

(Million Rupees)

| S. No. | Description | Annual | | | | |
|--------|--|-----------|-----------|-----------|-----------|-----------|
| | | 2014-15 | 2015-16 | 2016-17 | 2017-18 | 2018-19 |
| 1 | Meat, fish and their preparations | 322.60 | 470.73 | 762.62 | 896.4 | 1015.30 |
| 2 | Milk, butter, cheese and honey | 5371.62 | 4577.30 | 8016.49 | 9047.95 | 7850.24 |
| 3 | Fruits, nuts and vegetables | 2830.70 | 5718.73 | 7889.02 | 8148.07 | 4793.83 |
| 4 | Coffee, nuts and vegetables | 4202.54 | 6385.82 | 7350.95 | 8353.24 | 12042.89 |
| 5 | Oil-seeds and miscellaneous fruits | 1117.13 | 2765.29 | 4961.77 | 7171.06 | 8902.09 |
| 6 | Vegetable plaiting materials | 828.97 | 852.59 | 1002.42 | 2504.82 | 2209.00 |
| 7 | Animal and vegetable fats and oil | 21183.29 | 25910.37 | 24944.14 | 28204.82 | 31652.02 |
| 8 | Sugar and confectionery | 523.17 | 818.76 | 922.40 | 981.11 | 973.19 |
| 9 | Edible, preparation of cereal & vegetables | 5319.78 | 6788.91 | 8131.78 | 11591.22 | 13635.64 |
| 10 | Beverages, spirits and vinegars | 228.65 | 279.05 | 345.93 | 500.63 | 505.04 |
| 11 | fadder | 2622.94 | 4359.11 | 3098.34 | 1462.14 | 1385.86 |
| 12 | Tobacco | 136.15 | 164.87 | 181.10 | 357.06 | 817.22 |
| 13 | Mineral, fuel, oils and products thereof | 24413.27 | 37991.81 | 60920.70 | 70649.82 | 79366.80 |
| 14 | Chemicals and chemical products | 10379.73 | 11883.91 | 12135.39 | 15208.16 | 19974.58 |
| 15 | Pharmaceutical products | 2507.92 | 3032.98 | 3734.25 | 4340.8 | 5665.07 |
| 16 | Dyes, colours, paints and varnishes | 4077.15 | 4838.49 | 5407.91 | 6442.8 | 9021.13 |
| 17 | Perfumery, soap and toilet preparations | 6321.37 | 7740.78 | 8878.55 | 13107.35 | 14061.70 |
| 18 | Albuminodal substances modified stareehes gulesenzymes | 488.59 | 626.50 | 850.27 | 1204.9 | 1351.93 |
| 19 | Matches and other explosives | 18.81 | 37.11 | 32.99 | 46.15 | 28.05 |
| 20 | Photographic and cinematographic goods | 1823.38 | 2544.33 | 2484.43 | 3244.48 | 4411.46 |
| 21 | Plastic & articles thereof | 13198.11 | 15812.87 | 17041.90 | 21793 | 25454.76 |
| 22 | Rubber and articles thereof | 3179.46 | 6472.21 | 7999.88 | 11723.27 | 8352.41 |
| 23 | Leather articles and footwear | 2459.12 | 3303.33 | 4484.34 | 6691.32 | 7676.44 |
| 24 | Wood & articles of wood wood charcoal | 837.99 | 1301.24 | 1662.87 | 1760.58 | 2305.72 |
| 25 | Wood, paper and stationery | 8503.06 | 9412.67 | 10291.25 | 12782.73 | 16755.61 |
| 26 | Silk yarn and fabrics | 316.29 | 422.13 | 333.92 | 203.92 | 195.31 |
| 27 | Fabrics of wool, flax ramle metal vegetable | 1039.73 | 1355.32 | 1650.64 | 1924.27 | 3066.99 |
| 28 | Cotton, Textile fabrics, Paper Yarn | 1057.36 | 2567.15 | 2076.10 | 1770.52 | 1672.51 |
| 29 | Yarn and fabrics of man-made fiber | 11587.37 | 13433.31 | 14154.79 | 13742.12 | 15253.34 |
| 30 | Carpets & other floor covering | 328.81 | 430.79 | 442.05 | 483.96 | 432.69 |
| 31 | Special Woven Fabrics and Variety (58) | 454.87 | 552.60 | 680.96 | 871.6 | 1735.72 |
| 32 | Textile articles including knitted & crocheted goods | 3551.13 | 5298.75 | 7337.85 | 8547.54 | 10078.89 |
| 33 | Other madeup textile articles, set worm clothing & textile articles rugs | 1620.10 | 2501.88 | 2701.36 | 2644.49 | 3080.08 |
| 34 | Glass and earthen-ware | 5938.18 | 8998.91 | 9493.64 | 15456.73 | 15682.79 |
| 35 | Precious metal, stones, pearls & imitation jewellery | 90.60 | 207.56 | 249.66 | 544.16 | 761.38 |
| 36 | Iron and steel manufactures | 17154.45 | 40140.83 | 44840.32 | 53266.14 | 60385.06 |
| 37 | Metals other than gold,silver,iron & steel | 2518.70 | 4481.37 | 5437.41 | 6326.9 | 7587.71 |
| 38 | Cutlery, tools articles of base metals | 1608.30 | 2264.13 | 2565.87 | 3398.55 | 4277.17 |
| 39 | Machinery and mechanical appliances | 20289.00 | 26190.69 | 35628.20 | 38984.79 | 42483.71 |
| 40 | Electric machinery and equipment | 22583.98 | 21382.12 | 26093.07 | 30930.53 | 42240.11 |
| 41 | Railway and tramway plant and rolling stock | 1147.92 | 299.92 | 910.62 | 459.74 | 389.35 |
| 42 | Motor and other vehicles | 49408.87 | 61946.64 | 78312.99 | 97094.33 | 81458.90 |
| 43 | Ships, boats and aircraft's | 1045.69 | 3823.94 | 3315.75 | 4343.18 | 3296.84 |
| 44 | Clocks and watches and parts thereof | 61.53 | 154.00 | 170.98 | 248.08 | 349.43 |
| 45 | Arms and ammunitions | 336.89 | 103.86 | 177.64 | 140.34 | 200.96 |
| 46 | Toys, games and sports goods | 488.01 | 967.27 | 1415.31 | 2733.46 | 2531.07 |
| 47 | Sub-total (1 to 46) | 265523.28 | 361612.93 | 441520.82 | 532329.23 | 577367.99 |
| 48 | All other articles | 49707.26 | 56561.39 | 65628.41 | 88792.96 | 123709.15 |
| 49 | Gross Collection (47 to 48) | 315230.54 | 418174.32 | 507149.23 | 621122.19 | 701077.14 |
| 50 | Refund & Rebates | 9090.69 | 11993.96 | 11095.46 | 14751.26 | 16570.28 |
| 51 | Net collection (54-55) | 306139.85 | 406180.36 | 496053.77 | 606370.91 | 684506.86 |
| 52 | Total imports duty | 283865.95 | 377416.18 | 454814.09 | 538019 | 605677.41 |
| 53 | 1 % Ware House Charges | 808.69 | 648.13 | 551.69 | 853.22 | 1063.99 |
| 54 | Miscellaneous | 5010.68 | 5613.38 | 7995.51 | 11677.59 | 14620.91 |
| 55 | Export duties | 495.05 | 580.79 | 639.20 | 858.88 | 815.91 |
| 56 | 25% Export Development Charges | 5921.88 | 5365.62 | 5340.73 | 6129.02 | 7692.10 |
| 57 | Regularity Duty | 19128.26 | 28549.96 | 37771.99 | 63584.41 | 71207.57 |

Contd.

8.1 Customs Revenue Receipts

(Million Rupees)

| S. No. | Description | Monthly | | | |
|--------|--|-----------|-----------|----------|----------|
| | | Sep.,2018 | Oct.,2018 | Nov,2018 | Dec,2018 |
| 1 | Meat, fish and other preparations | 67.71 | 100.96 | 175.30 | 201.57 |
| 2 | Milk, Butter, Cheese and Honey | 311.46 | 495.15 | 505.29 | 621.77 |
| 3 | Fruits, nuts and vegetables | 625.25 | 949.68 | 761.79 | 418.66 |
| 4 | Coffee, nuts and vegetables | 852.70 | 1033.96 | 1142.51 | 1126.75 |
| 5 | Oil-seeds & miscellaneous fruits | 598.71 | 934.65 | 663.24 | 977.84 |
| 6 | Vegetable plaiting Materials | 219.1 | 197.83 | 190.5 | 196.28 |
| 7 | Animal and vegetable fats and oil | 2795.82 | 2437.55 | 2772.1 | 2509.69 |
| 8 | Sugar and confectionery | 114.04 | 77.54 | 83.64 | 68.70 |
| 9 | Edible, preparation of cereals and vegetables | 1168.75 | 1183.01 | 903.01 | 1386.81 |
| 10 | Beverages, spirits and vinegars | 44.78 | 36.26 | 35.27 | 23.45 |
| 11 | Residues an Waste from the food industries, Prepared animal fodder | 106.7 | 138.68 | 92.9 | 131.47 |
| 12 | Tobacco | 14.05 | 100.7 | 109.74 | 94.30 |
| 13 | Minerals, fuel, oils and products thereof | 5378.8 | 7648.14 | 8466.21 | 7276.54 |
| 14 | Chemicals and chemicals products | 1397.25 | 1732.58 | 1601.13 | 1626.57 |
| 15 | Pharmaceutical products | 390.47 | 475.45 | 430.01 | 555.85 |
| 16 | Dyes, colours, paints and varnishes | 585.77 | 721.65 | 684.35 | 674.47 |
| 17 | Perfumery, soap and toilet preparations | 1038.55 | 1303.23 | 1342.94 | 1281.98 |
| 18 | Albuminoidal substances modified starches, glues,enzymes | 79.3 | 117.98 | 134.17 | 141.34 |
| 19 | Matches and other explosives | 1.07 | 2.30 | 1.02 | 0.02 |
| 20 | Photographic and cinematographic goods | 280.77 | 351.42 | 307.51 | 286.27 |
| 21 | Plastic and articles thereof | 1866.69 | 2159.11 | 2142.6 | 2031.97 |
| 22 | Rubber and articles thereof | 799.25 | 896.34 | 796.48 | 635.05 |
| 23 | Leather articles and footwear | 785.58 | 958.7 | 764.67 | 504.88 |
| 24 | Wood & articles of wood; wood charcoal | 154.14 | 161.95 | 190.37 | 185.31 |
| 25 | Wood, paper and stationery | 1126.9 | 1525.26 | 1436.77 | 1404.27 |
| 26 | Silk yarn and fabrics | 14.15 | 11.6 | 6.48 | 23.73 |
| 27 | Fabrics of Wool, flax, ramle metal, vegetable | 201.04 | 209.93 | 243.92 | 221.37 |
| 28 | Cotton, textile, fibre & other paper & veg yarn | 163.87 | 150.62 | 102.91 | 178.21 |
| 29 | Yarn and fabrics of man-made fiber | 1220.91 | 1133.09 | 1365.05 | 1437.36 |
| 30 | Carpets & other floor covering | 28.21 | 32.75 | 32.14 | 31.89 |
| 31 | Special Woven Fabrics and Variety | 147.58 | 154.31 | 115.07 | 175.69 |
| 32 | Textile articles including knitted & crocheted goods | 851.75 | 1038.49 | 768.47 | 951.64 |
| 33 | Other made up textile articles;set;worn colothing & textile | 221.63 | 299.89 | 331.44 | 317.29 |
| 34 | Glasses and earthen/ware | 1164.38 | 1392.48 | 1553.93 | 1816.15 |
| 35 | Precious metals,stones,pearls & imitation jewellery | 48.19 | 49.62 | 50.19 | 36.22 |
| 36 | Iron & steel manufactures thereof | 4719.26 | 6048.72 | 4602.86 | 5250.83 |
| 37 | Metals other than gold, silver, iron & steel | 557.19 | 554.27 | 492.59 | 577.68 |
| 38 | Cutlery, tools articles of base metals | 251.58 | 276.97 | 314.63 | 335.89 |
| 39 | Machinery and mechanical appliances | 3082.87 | 3722.35 | 3351.11 | 3592.63 |
| 40 | Electric machinery and equipment | 2675.24 | 3553.27 | 3662.43 | 3624.31 |
| 41 | Railway and tramway plant and rolling stock | 15.49 | 18.61 | 17.29 | 4.05 |
| 42 | Motor and other vehicles | 8063.24 | 8107.71 | 8196.68 | 7398.02 |
| 43 | Ships, boats and Air crafts | 292.73 | 418.19 | 132.45 | 865.95 |
| 44 | Clocks, watches and parts thereof | 10.53 | 16.96 | 37.66 | 45.16 |
| 45 | Arms and ammunitions | 30.57 | 47.01 | 3.45 | 2.38 |
| 46 | Toys, games and sports goods | 169.37 | 225.42 | 225.43 | 237.36 |
| 47 | Sub total (1 to 46) | 44733.39 | 53202.34 | 51339.70 | 51485.62 |
| 48 | All other articles | 9323.51 | 6140.52 | 7365.97 | 15254.59 |
| 49 | Total Import Duty | 47271.78 | 51464.5 | 51014.49 | 58213.66 |
| 50 | Warehouse Charges | 333.48 | 68.60 | 63.74 | 57.38 |
| 51 | Regularity Duty | 4836.62 | 5889.11 | 5954.13 | 6192.10 |
| 52 | Miscellienous | 981.14 | 1086.09 | 986.91 | 1566.33 |
| 53 | 0.25 % Export Development Charges | 562.55 | 721.99 | 619.25 | 660.48 |
| 54 | Export Duties | 71.19 | 118.47 | 67.15 | 49.82 |
| 55 | Gross | 54056.89 | 59342.86 | 58705.65 | 66740.18 |
| 56 | Refund | 14.26 | 79.73 | 20.22 | 38.53 |
| 57 | Rebate | 895.36 | 2724.89 | 1260.78 | 1170.20 |
| 58 | Refund & Rebate | 909.62 | 2804.62 | 1281.00 | 1208.73 |
| 59 | Net | 53147.27 | 56538.24 | 57424.65 | 65531.45 |

Contd.

8.1 Customs Revenue Receipts

(Million Rupees)

| S. No. | Description | Monthly | | | |
|--------|--|----------|----------|-----------|-----------|
| | | Jan,2019 | Feb,2019 | Mar.,2019 | Apr.,2019 |
| 1 | Meat, fish and other preparations | 138.62 | 60.02 | 92.56 | 45.82 |
| 2 | Milk, Butter, Cheese and Honey | 1789.84 | 372.06 | 986.55 | 643.82 |
| 3 | Fruits, nuts and vegetables | 334.37 | 185.18 | 341.97 | 317.98 |
| 4 | Coffee, nuts and vegetables | 1039.17 | 816.79 | 1154.53 | 1160.17 |
| 5 | Oil-seeds & miscellaneous fruits | 862.62 | 412.37 | 283.05 | 592.33 |
| 6 | Vegetable plaiting Materials | 199.97 | 64.60 | 262.69 | 191.63 |
| 7 | Animal and vegetable fats and oil | 2847.30 | 2208.28 | 2787.32 | 2732.02 |
| 8 | Sugar and confectionery | 103.43 | 58.32 | 82.11 | 70.85 |
| 9 | Edible, preparation of cereals and vegetables | 1302.34 | 1026.05 | 1192.80 | 1076.69 |
| 10 | Beverages, spirits and vinegars | 48.54 | 33.76 | 38.59 | 33.23 |
| 11 | Residues an Waste from the food industries, Prepared animal fodder | 151.47 | 65.52 | 115.95 | 128.60 |
| 12 | Tobacco | 230.66 | 12.91 | 63.71 | 33.71 |
| 13 | Minerals, fuel, oils and products thereof | 5811.18 | 5345.00 | 6505.06 | 5851.62 |
| 14 | Chemicals and chemicals products | 1676.67 | 1578.06 | 1558.04 | 1977.90 |
| 15 | Pharmaceutical products | 467.92 | 335.74 | 543.03 | 483.43 |
| 16 | Dyes, colours, paints and varnishes | 815.21 | 1005.28 | 668.78 | 791.60 |
| 17 | Perfumery, soap and toilet preparations | 1299.93 | 1021.13 | 1132.13 | 1245.69 |
| 18 | Albuminoidal substances modified starches, glues,enzymes | 139.53 | 179.60 | 106.72 | 116.78 |
| 19 | Matches and other explosives | 1.17 | 9.94 | 4.92 | 0.67 |
| 20 | Photographic and cinematographic goods | 346.92 | 837.90 | 296.37 | 327.62 |
| 21 | Plastic and articles thereof | 2182.55 | 2552.43 | 2084.29 | 2180.31 |
| 22 | Rubber and articles thereof | 590.52 | 543.65 | 534.70 | 642.77 |
| 23 | Leather articles and footwear | 492.00 | 618.59 | 473.31 | 715.05 |
| 24 | Wood & articles of wood; wood charcoal | 214.10 | 265.25 | 216.14 | 221.83 |
| 25 | Wood, paper and stationery | 1525.06 | 1281.93 | 1680.95 | 1499.28 |
| 26 | Silk yarn and fabrics | 27.77 | 27.35 | 12.96 | 19.63 |
| 27 | Fabrics of Wool, flax, ramle metal, vegetable | 304.90 | 336.34 | 225.92 | 269.27 |
| 28 | Cotton, textile, fibre & other paper & veg yarn | 162.71 | 123.26 | 122.53 | 171.25 |
| 29 | Yarn and fabrics of man-made fiber | 1304.10 | 1719.41 | 1084.86 | 1172.27 |
| 30 | Carpets & other floor covering | 36.15 | 59.47 | 38.03 | 33.58 |
| 31 | Special Woven Fabrics and Variety | 151.72 | 192.08 | 95.50 | 135.89 |
| 32 | Textile articles including knitted & crocheted goods | 735.47 | 1731.69 | 428.97 | 572.97 |
| 33 | Other made up textile articles;set;worn colothing & textile | 292.75 | 310.81 | 171.83 | 234.67 |
| 34 | Glasses and earthen/ware | 1345.87 | 1664.38 | 1081.18 | 1111.80 |
| 35 | Precious metals,stones,pearls & imitation jewellery | 65.56 | 279.12 | 25.10 | 57.23 |
| 36 | Iron & steel manufactures thereof | 5565.64 | 3314.01 | 5560.89 | 5051.88 |
| 37 | Metals other than gold, silver, iron & steel | 770.41 | 844.65 | 531.05 | 889.78 |
| 38 | Cutlery, tools articles of base metals | 366.12 | 946.82 | 220.76 | 319.90 |
| 39 | Machinery and mechanical appliances | 3601.26 | 4245.97 | 3705.78 | 3638.53 |
| 40 | Electric machinery and equipment | 4094.65 | 4396.11 | 4356.85 | 4208.08 |
| 41 | Railway and tramway plant and rolling stock | 10.12 | 124.13 | 10.09 | 121.52 |
| 42 | Motor and other vehicles | 8077.31 | 5015.28 | 4643.00 | 4691.81 |
| 43 | Ships, boats and Air crafts | 786.90 | 125.70 | 118.58 | 70.66 |
| 44 | Clocks, watches and parts thereof | 34.83 | 32.29 | 12.96 | 54.14 |
| 45 | Arms and ammunitions | 2.22 | 10.12 | 1.27 | 0.54 |
| 46 | Toys, games and sports goods | 226.31 | 267.88 | 175.74 | 265.46 |
| 47 | Sub total (1 to 46) | 52573.86 | 46657.23 | 45830.12 | 46172.26 |
| 48 | All other articles | 5669.11 | 6185.44 | 17277.11 | 7667.88 |
| 49 | Total Import Duty | 48866.66 | 44715.06 | 55070.98 | 45915.69 |
| 50 | Warehouse Charges | 81.85 | 71.81 | 67.85 | 79.31 |
| 51 | Regularity Duty | 7321.60 | 6250.56 | 6135.96 | 5941.32 |
| 52 | Miscellienous | 1296.10 | 1108.96 | 1138.98 | 1051.47 |
| 53 | 0.25 % Export Development Charges | 639.13 | 643.62 | 643.90 | 708.74 |
| 54 | Export Duties | 38.84 | 52.68 | 49.45 | 143.58 |
| 55 | Gross | 58244.18 | 52842.67 | 63107.21 | 53840.13 |
| 56 | Refund | 36.88 | 54.99 | 6.59 | 27.02 |
| 57 | Rebate | 1644.26 | 1259.09 | 720.86 | 1406.51 |
| 58 | Refund & Rebate | 1681.14 | 1314.08 | 727.45 | 1433.53 |
| 59 | Net | 56563.04 | 51528.59 | 62379.76 | 52406.60 |

Contd.

8.1 Customs Revenue Receipts

(Million Rupees)

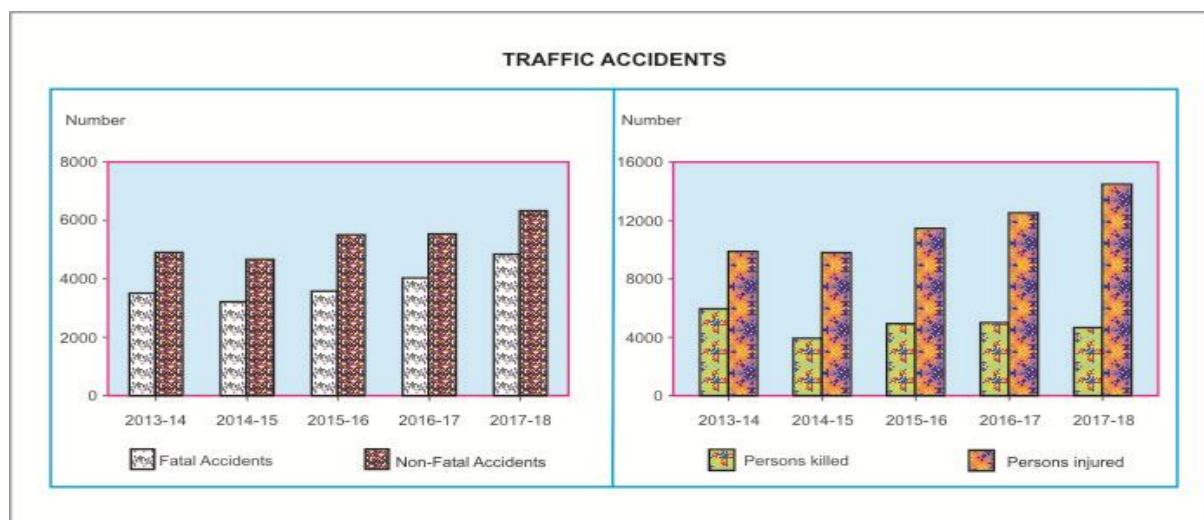
| S. No. | Description | Monthly | | | | |
|--------|---|----------|-----------|-----------|-----------|------------|
| | | May,2019 | Jun.,2019 | Jul.,2019 | Aug.,2019 | Sept.,2019 |
| 1 | Meat, fish and other preparations | 17.62 | 26.61 | 27.81 | 53.29 | 34.31 |
| 2 | Milk, Butter, Cheese and Honey | 362.63 | 554.86 | 550.13 | 556.94 | 354.72 |
| 3 | Fruits, nuts and vegetables | 144.14 | 245.22 | 280.16 | 314.63 | 679.54 |
| 4 | Coffee, nuts and vegetables | 1042.02 | 830.49 | 964.97 | 905.65 | 1032.66 |
| 5 | Oil-seeds & miscellaneous fruits | 1274.81 | 969.77 | 341.86 | 687.33 | 520.20 |
| 6 | Vegetable plaiting Materials | 63.52 | 171.37 | 197.84 | 251.06 | 240.91 |
| 7 | Animal and vegetable fats and oil | 2947.89 | 2756.13 | 1517.80 | 2907.32 | 2657.24 |
| 8 | Sugar and confectionery | 75.27 | 80.95 | 63.09 | 67.72 | 56.09 |
| 9 | Edible, preparation of cereals and vegetables | 717.32 | 1410.71 | 1080.32 | 1139.51 | 1044.71 |
| 10 | Beverages, spirits and vinegars | 25.39 | 83.19 | 51.09 | 23.81 | 15.67 |
| 11 | Residues an Waste from the food industries, Prepared animal | 115.92 | 132.39 | 184.78 | 150.06 | 170.01 |
| 12 | Tobacco | 6.57 | 17.96 | 108.06 | 21.24 | 65.42 |
| 13 | Minerals, fuel, oils and products thereof | 5891.46 | 8413.42 | 6040.54 | 7809.79 | 7900.06 |
| 14 | Chemicals and chemicals products | 1836.09 | 1831.38 | 1579.47 | 1459.22 | 1291.33 |
| 15 | Pharmaceutical products | 501.01 | 605.57 | 567.44 | 510.49 | 573.29 |
| 16 | Dyes, colours, paints and varnishes | 810.55 | 886.08 | 776.88 | 792.76 | 546.89 |
| 17 | Perfumery, soap and toilet preparations | 798.51 | 1302.19 | 1321.28 | 941.44 | 893.70 |
| 18 | Albuminoidal substances modified starches, glues,enzymes | 84.17 | 94.35 | 128.52 | 112.47 | 80.30 |
| 19 | Matches and other explosives | 0.61 | 2.65 | 8.19 | 7.92 | 13.46 |
| 20 | Photographic and cinematographic goods | 382.62 | 366.92 | 394.09 | 341.21 | 242.90 |
| 21 | Plastic and articles thereof | 2067.17 | 1945.13 | 2170.14 | 2035.12 | 1916.84 |
| 22 | Rubber and articles thereof | 413.50 | 472.08 | 802.33 | 535.78 | 468.56 |
| 23 | Leather articles and footwear | 320.94 | 641.55 | 674.92 | 737.84 | 646.95 |
| 24 | Wood & articles of wood; wood charcoal | 184.16 | 158.51 | 121.37 | 125.36 | 144.31 |
| 25 | Wood, paper and stationery | 1095.86 | 1492.59 | 1357.32 | 1244.15 | 1538.48 |
| 26 | Silk yarn and fabrics | 10.77 | 12.32 | 5.25 | 12.07 | 10.69 |
| 27 | Fabrics of Wool, flax, ramle metal, vegetable | 240.20 | 380.27 | 214.61 | 252.33 | 210.11 |
| 28 | Cotton, textile, fibre & other paper & veg yarn | 81.61 | 117.50 | 85.93 | 75.32 | 69.73 |
| 29 | Yarn and fabrics of man-made fiber | 1173.86 | 1398.41 | 631.04 | 839.59 | 789.13 |
| 30 | Carpets & other floor covering | 30.24 | 23.89 | 15.54 | 19.01 | 15.90 |
| 31 | Special Woven Fabrics and Variety | 146.56 | 186.35 | 89.65 | 112.31 | 78.79 |
| 32 | Textile articles including knitted & crocheted goods | 596.91 | 830.76 | 637.95 | 861.53 | 803.80 |
| 33 | Other made up textile articles;set;worn colothing & textile | 220.87 | 230.95 | 472.20 | 414.53 | 406.79 |
| 34 | Glasses and earthen/ware | 482.85 | 994.82 | 1202.55 | 732.65 | 818.89 |
| 35 | Precious metals,stones,pearls & imitation jewellery | 21.57 | 46.11 | 55.42 | 49.77 | 23.96 |
| 36 | Iron & steel manufactures thereof | 3692.83 | 6012.21 | 4498.29 | 4434.97 | 4241.89 |
| 37 | Metals other than gold, silver, iron & steel | 638.45 | 534.71 | 583.47 | 490.96 | 484.00 |
| 38 | Cutlery, tools articles of base metals | 295.54 | 314.36 | 388.66 | 370.89 | 259.41 |
| 39 | Machinery and mechanical appliances | 3272.55 | 3504.65 | 3348.33 | 2789.44 | 2768.65 |
| 40 | Electric machinery and equipment | 2526.98 | 3636.91 | 4292.35 | 4306.63 | 4380.45 |
| 41 | Railway and tramway plant and rolling stock | 7.15 | 17.01 | 15.03 | 21.70 | 18.92 |
| 42 | Motor and other vehicles | 4347.38 | 6287.12 | 5520.56 | 6096.93 | 5164.36 |
| 43 | Ships, boats and Air crafts | 90.34 | 90.32 | 4.58 | 19.33 | 430.39 |
| 44 | Clocks, watches and parts thereof | 9.26 | 46.59 | 23.52 | 28.15 | 58.16 |
| 45 | Arms and ammunitions | 4.91 | 2.60 | 3.72 | 9.44 | 0.34 |
| 46 | Toys, games and sports goods | 87.65 | 219.83 | 220.01 | 181.14 | 177.42 |
| 47 | Sub total (1 to 46) | 39158.23 | 50379.76 | 43619.06 | 45850.80 | 44340.33 |
| 48 | All other articles | 18239.23 | 19637.07 | 5550.70 | 7770.52 | 11824.70 |
| 49 | Total Import Duty | 49450.04 | 61514.13 | 41261.51 | 46173.09 | 48008.39 |
| 50 | Warehouse Charges | 67.09 | 69.01 | 84.67 | 59.59 | 58.61 |
| 51 | Regularity Duty | 6015.40 | 5816.18 | 5715.67 | 5266.67 | 5697.06 |
| 52 | Miscellienous | 1112.08 | 1780.51 | 1356.26 | 1354.82 | 1600.78 |
| 53 | 0.25 % Export Development Charges | 707.45 | 767.83 | 707.57 | 714.16 | 703.92 |
| 54 | Export Duties | 45.18 | 69.57 | 44.05 | 52.97 | 96.28 |
| 55 | Gross | 57397.46 | 70016.81 | 49169.73 | 53621.30 | 56165.04 |
| 56 | Refund | 40.70 | 77.27 | 185.08 | 4.03 | 70.68 |
| 57 | Rebate | 1183.94 | 520.46 | 1613.94 | 962.19 | 892.46 |
| 58 | Refund & Rebate | 1224.64 | 597.73 | 1799.02 | 966.22 | 963.14 |
| 59 | Net | 56172.82 | 69419.08 | 47370.71 | 52655.08 | 55201.90 |

Source: Federal Board of Revenue, Islamabad.

9. SOCIAL

9.1 Data on Traffic Accidents

| Year/Month | Total Number of Accidents | Accident | | Persons | | Total Number of Vehicles Involved |
|-----------------|---------------------------|----------|-------------|---------|---------|-----------------------------------|
| | | Fatal | Non - Fatal | Killed | Injured | |
| PAKISTAN | | | | | | |
| 2013-14 | 8359 | 3500 | 4859 | 4348 | 9777 | 9423 |
| 2014-15 | 7865 | 3214 | 4651 | 3954 | 9661 | 8949 |
| 2015-16 | 9100 | 3591 | 5509 | 4448 | 11544 | 10636 |
| 2016-17 | 9582 | 4036 | 5546 | 5047 | 12696 | 11317 |
| 2017-18 | 11121 | 4829 | 6292 | 5948 | 14489 | 13134 |
| 2018 Mar | 921 | 372 | 549 | 459 | 1281 | 1096 |
| Apr | 970 | 427 | 543 | 506 | 1234 | 1135 |
| May | 1001 | 477 | 524 | 574 | 1202 | 1154 |
| Jun | 978 | 418 | 560 | 576 | 1385 | 1177 |
| Jul | 901 | 407 | 494 | 483 | 1036 | 1050 |
| Aug | 968 | 418 | 550 | 508 | 1181 | 1160 |
| Sep | 905 | 374 | 531 | 453 | 1016 | 1085 |
| Oct | 1005 | 458 | 547 | 565 | 1087 | 1204 |
| Nov | 943 | 398 | 545 | 472 | 1124 | 1133 |
| Dec | 841 | 405 | 436 | 523 | 1055 | 1006 |
| 2019 Jan | 848 | 394 | 454 | 481 | 1028 | 1020 |
| Feb | 660 | 308 | 352 | 388 | 820 | 796 |
| Mar | 827 | 393 | 434 | 455 | 1062 | 978 |



Note: Data from July,2012 onward includes ICTs.

* Included Islamabad

Contd.

9.1 Data on Traffic Accidents

| Year/Month | Total Number of Accidents | Accident | | Persons | | Total Number of Vehicles Involved |
|------------------|---------------------------|----------|-------------|---------|---------|-----------------------------------|
| | | Fatal | Non - Fatal | Killed | Injured | |
| ISLAMABAD | | | | | | |
| 2013-14 | 256 | 120 | 136 | 132 | 206 | 256 |
| 2014-15 | 216 | 107 | 109 | 118 | 182 | 217 |
| 2015-16 | 244 | 120 | 124 | 140 | 209 | 244 |
| 2016-17 | 226 | 127 | 99 | 129 | 124 | 216 |
| 2017-18 | 259 | 157 | 102 | 167 | 162 | 259 |
| 2018 Mar | 19 | 9 | 10 | 11 | 12 | 19 |
| Apr | 24 | 13 | 11 | 14 | 56 | 24 |
| May | 28 | 24 | 4 | 25 | 6 | 28 |
| Jun | 15 | 11 | 4 | 12 | 12 | 15 |
| Jul | 24 | 7 | 17 | 7 | 11 | 24 |
| Aug | 18 | 8 | 10 | 9 | 7 | 18 |
| Sep | 21 | 10 | 11 | 12 | 11 | 21 |
| Oct | 22 | 14 | 8 | 16 | 7 | 22 |
| Nov | 28 | 19 | 9 | 19 | 16 | 28 |
| Dec | 16 | 8 | 8 | 8 | 9 | 16 |
| 2019 Jan | 14 | 9 | 5 | 11 | 11 | 14 |
| Feb | 11 | 8 | 3 | 9 | 4 | 11 |
| Mar | 22 | 9 | 13 | 9 | 16 | 22 |
| PUNJAB | | | | | | |
| 2013-14 | 3696 | 1717 | 1979 | 2145 | 3941 | 3696 |
| 2014-15 | 3054 | 1435 | 1619 | 1750 | 3652 | 3054 |
| 2015-16 | 3288 | 1576 | 1712 | 2053 | 4550 | 3288 |
| 2016-17 | 3819 | 1989 | 1830 | 2494 | 5231 | 3819 |
| 2017-18 | 5093 | 2708 | 2385 | 3371 | 6772 | 5093 |
| 2018 Mar | 466 | 224 | 242 | 271 | 675 | 466 |
| Apr | 462 | 230 | 232 | 276 | 539 | 462 |
| May | 459 | 274 | 185 | 344 | 568 | 459 |
| Jun | 436 | 239 | 197 | 318 | 623 | 436 |
| Jul | 378 | 233 | 145 | 262 | 414 | 378 |
| Aug | 421 | 247 | 174 | 276 | 442 | 421 |
| Sep | 394 | 220 | 174 | 266 | 393 | 394 |
| Oct | 428 | 242 | 186 | 298 | 453 | 428 |
| Nov | 388 | 204 | 184 | 247 | 493 | 388 |
| Dec | 409 | 243 | 166 | 332 | 523 | 409 |
| 2019 Jan | 397 | 246 | 151 | 288 | 456 | 397 |
| Feb | 321 | 192 | 129 | 243 | 403 | 321 |
| Mar | 397 | 245 | 152 | 289 | 551 | 397 |
| SINDH | | | | | | |
| 2013-14 | 945 | 613 | 332 | 791 | 893 | 1103 |
| 2014-15 | 881 | 583 | 298 | 771 | 863 | 1029 |
| 2015-16 | 924 | 634 | 290 | 749 | 754 | 1144 |
| 2016-17 | 880 | 608 | 272 | 786 | 970 | 1009 |
| 2017-18 | 848 | 586 | 262 | 802 | 838 | 1015 |
| 2018 Mar | 71 | 50 | 21 | 66 | 65 | 95 |
| Apr | 88 | 64 | 24 | 76 | 58 | 100 |
| May | 72 | 48 | 24 | 49 | 72 | 85 |
| Jun | 62 | 44 | 18 | 90 | 80 | 99 |
| Jul | 86 | 56 | 30 | 86 | 103 | 93 |
| Aug | 85 | 53 | 32 | 61 | 98 | 91 |
| Sep | 73 | 44 | 29 | 54 | 37 | 105 |
| Oct | 97 | 70 | 27 | 82 | 65 | 114 |
| Nov | 110 | 60 | 50 | 71 | 91 | 126 |
| Dec | 58 | 39 | 19 | 42 | 40 | 66 |
| 2019 Jan | 81 | 52 | 29 | 59 | 74 | 88 |
| Feb | 54 | 35 | 19 | 39 | 24 | 59 |
| Mar | 64 | 44 | 20 | 47 | 37 | 80 |

Contd.

9.1 Data on Traffic Accidents

| Year/Month | Total Number of Accidents | Accident | | Persons | | Total Number of Vehicles Involved |
|--------------------|---------------------------|----------|-------------|---------|---------|-----------------------------------|
| | | Fatal | Non - Fatal | Killed | Injured | |
| KHYBER P.K. | | | | | | |
| 2013-14 | 3120 | 877 | 2243 | 1033 | 4257 | 3934 |
| 2014-15 | 3399 | 942 | 2457 | 1137 | 4524 | 4260 |
| 2015-16 | 4287 | 1083 | 3204 | 1299 | 5527 | 5490 |
| 2016-17 | 4256 | 1103 | 3153 | 1317 | 5804 | 5736 |
| 2017-18 | 4425 | 1119 | 3306 | 1295 | 6093 | 6052 |
| 2018 Mar | 333 | 73 | 260 | 90 | 492 | 469 |
| Apr | 350 | 95 | 255 | 106 | 497 | 481 |
| May | 391 | 92 | 299 | 109 | 498 | 509 |
| Jun | 422 | 106 | 316 | 134 | 608 | 566 |
| Jul | 384 | 94 | 290 | 110 | 482 | 514 |
| Aug | 423 | 102 | 321 | 140 | 589 | 583 |
| Sep | 374 | 76 | 298 | 91 | 511 | 497 |
| Oct | 419 | 109 | 310 | 136 | 507 | 580 |
| Nov | 377 | 93 | 284 | 107 | 479 | 530 |
| Dec | 321 | 91 | 230 | 102 | 449 | 454 |
| 2019 Jan | 321 | 69 | 252 | 75 | 413 | 466 |
| Feb | 252 | 60 | 192 | 78 | 369 | 369 |
| Mar | 313 | 80 | 233 | 92 | 427 | 437 |

BALUCHISTAN

| | | | | | | |
|----------|-----|-----|-----|-----|-----|-----|
| 2013-14 | 342 | 173 | 169 | 247 | 480 | 434 |
| 2014-15 | 315 | 147 | 168 | 178 | 440 | 389 |
| 2015-16 | 357 | 178 | 179 | 207 | 504 | 470 |
| 2016-17 | 401 | 209 | 192 | 321 | 567 | 537 |
| 2017-18 | 496 | 259 | 237 | 313 | 624 | 715 |
| 2018 Mar | 32 | 16 | 16 | 21 | 37 | 47 |
| Apr | 46 | 25 | 21 | 34 | 84 | 68 |
| May | 51 | 39 | 12 | 47 | 58 | 73 |
| Jun | 43 | 18 | 25 | 22 | 62 | 61 |
| Jul | 29 | 17 | 12 | 18 | 26 | 41 |
| Aug | 21 | 8 | 13 | 22 | 45 | 47 |
| Sep | 43 | 24 | 19 | 30 | 64 | 68 |
| Oct | 39 | 23 | 16 | 33 | 55 | 60 |
| Nov | 40 | 22 | 18 | 28 | 45 | 61 |
| Dec | 37 | 24 | 13 | 39 | 34 | 61 |
| 2019 Jan | 35 | 18 | 17 | 48 | 74 | 55 |
| Feb | 22 | 13 | 9 | 19 | 20 | 36 |
| Mar | 31 | 15 | 16 | 18 | 31 | 42 |

Source: Provincial Police Departments & ICT Police.

9.2 Data on Telecommunication 2019

| Months | Distribution of Cellular Mobile Subscribers | | | | | |
|--------|---|----------------|------------------|--------------|------------|-------|
| | Total | PMCL (Jazz) | CM Pak (Zong) | PTML (Ufone) | Telenor | Warid |
| Jan | 155,302,574 | 56,774,511 | 32,804,470 | 21,716,846 | 44,006,747 | -- |
| Feb | 156,916,376 | 57,438,868 | 33,256,451 | 21,941,737 | 44,279,320 | -- |
| Mar | 159,024,257 | 58,337,881 | 33,822,495 | 22,307,491 | 44,556,390 | -- |
| Apr | | | | | | |
| May | | | | | | |
| Jun | | | | | | |
| Jul | | | | | | |
| Aug | | | | | | |
| Sep | | | | | | |
| Oct | | | | | | |
| Nov | | | | | | |
| Dec | | | | | | |

Source : Pakistan Telecommunication Authority, Islamabad.

Note:- Warid merged PMCL (Moblink) with new name Jazz from January-2017.

9.3 Visitors at Archaeological Museum in Pakistan

| Area/ attraction | January, 2019 | | February, 2019 | | March, 2019 | |
|--|---------------|----------|----------------|----------|-------------|----------|
| | Foreigner | National | Foreigner | National | Foreigner | National |
| PAKISTAN | 2099 | 167828 | 2121 | 212212 | 2453 | 220619 |
| ISLAMABAD | 604 | 69657 | 583 | 112475 | 520 | 97068 |
| Pakistan Museum of Natural History | 57 | 12040 | 43 | 9031 | 19 | 7583 |
| Lok Virsa Heritage Museum | 227 | 27294 | 262 | 54291 | 239 | 33252 |
| Pakistan Monument Museum | 296 | 29475 | 236 | 48406 | 239 | 55078 |
| Pakistan Railway Heritage Museum | 24 | 848 | 42 | 747 | 23 | 1155 |
| PUNJAB | 1043 | 71542 | 1264 | 74451 | 1588 | 102677 |
| Lahore Museum Lahore | 413 | 17860 | 369 | 16221 | 438 | 20727 |
| Allama Iqbal Library & Museum, Sialkot. | 4 | 3500 | 3 | 3100 | 3 | 3200 |
| Museum, Taxila, Rawalpindi | 416 | 12890 | 604 | 14192 | 884 | 21016 |
| Museum, Harappa, Sahiwal. | 27 | 9942 | 63 | 11395 | 125 | 12710 |
| Allama Iqbal Museum, Javaid Manzil, Lahore | 9 | 1724 | 5 | 1863 | 2 | 1745 |
| PMDC Khewara Mines Museum, Chakwal | 174 | 25626 | 220 | 27680 | 136 | 43279 |
| SINDH | 354 | 21583 | 163 | 18894 | 236 | 16352 |
| National Museum of Pakistan, Karachi | 44 | 5513 | 33 | 7495 | 58 | 6587 |
| Sindh Provincial Museum, Hyderabad. | 13 | 2556 | 6 | 2535 | 5 | 2416 |
| Museum, Banbhore, Thatta. | 6 | 1455 | 25 | 1255 | 11 | 1090 |
| Museum, Moenjodaro, Larkana. | 61 | 2661 | 61 | 2600 | 103 | 2700 |
| Museum Umerkot, Tharparkar. | - | 2256 | 11 | 3095 | 12 | 1364 |
| Quid-e-Azam Birth Place, Karachi. | - | 282 | - | 588 | - | 397 |
| Quid-e-Azam House Museum, Karachi. | 230 | 6860 | 27 | 1326 | 47 | 1798 |
| KHYBER PAKHTUNKHWA | 98 | 4943 | 111 | 6274 | 109 | 4424 |
| Peshawar Museum, Peshawar. | 94 | 4033 | 87 | 5087 | 80 | 3370 |
| Museum Saidu Sharif, Swat. | 4 | 560 | 18 | 667 | 29 | 704 |
| Dir Museum, Chakdara | - | 350 | 6 | 520 | - | 350 |
| BALUCHISTAN | - | 103 | - | 118 | - | 98 |
| Museum Balochistan, Quetta. | - | 103 | - | 118 | - | 98 |

* Museum closed due to maintenance & repairing work

Source:-Department of Archaeology and Museum,
Government of Pakistan & Provincial Government

9.4 Visitors at Heritage Site in Pakistan

| Area/ attraction | January, 2019 | | February, 2019 | | March, 2019 | |
|---|---------------|----------|----------------|----------|-------------|----------|
| | Foreigner | National | Foreigner | National | Foreigner | National |
| PAKISTAN | 1300 | 465795 | 1825 | 279171 | 2120 | 633389 |
| PUNJAB | 1046 | 442383 | 1504 | 255311 | 1875 | 610810 |
| Jahangir's Tomb, Lahore | 35 | 9905 | 68 | 8295 | 86 | 10355 |
| Shalimar Garden, Lahore | 250 | 33040 | 214 | 36462 | 315 | 52274 |
| Royal Fort (Shahi Qila), Lahore | 279 | 357669 | 495 | 166869 | 432 | 488264 |
| Hiran Minar & Tank, Sheikhpura | 39 | 18937 | 60 | 18098 | 33 | 26191 |
| Harappa, Sahiwal | 27 | 9942 | 63 | 11395 | 125 | 12710 |
| Taxila, Rawalpindi | 416 | 12890 | 604 | 14192 | 884 | 21016 |
| SINDH | 118 | 12372 | 167 | 12950 | 147 | 12154 |
| Banbhore , Thatta. | 6 | 1455 | 25 | 1255 | 11 | 1090 |
| Makli Hill Monument, Thatta | 51 | 6000 | 70 | 6000 | 21 | 7000 |
| Moenjodaro, Larkana. | 61 | 2661 | 61 | 2600 | 103 | 2700 |
| Umerkot Fort, Tharparkar. | - | 2256 | 11 | 3095 | 12 | 1364 |
| KHYBER PAKHTUNKHWA. | 136 | 11040 | 154 | 10910 | 98 | 10425 |
| Remains of Takht-i-Bhai, Mardan | 30 | 10000 | 20 | 10500 | 15 | 9500 |
| Butkara Site Museum, Saidu Sharif, Swat | - | 40 | 14 | 10 | 13 | 25 |
| Julian Site, Haripur | 106 | 1000 | 120 | 400 | 70 | 900 |
| BALUCHISTAN | | | | | | |

Source: Department of Archaeology and Museum.
Government of Pakistan & Provincial Government.

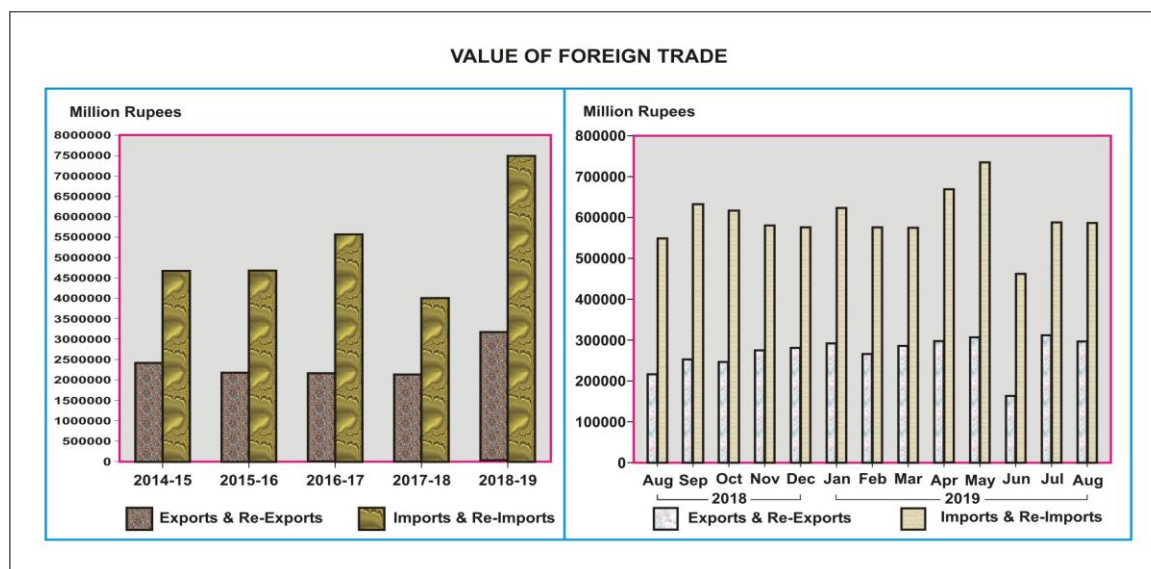
10. TRADE

10.1 Value of Foreign Trade

(Million Rupees)

| Year / Month | Exports | Re-Exports | Imports | Re-Imports | Balance of Trade |
|--------------|-------------|------------|-------------|------------|------------------|
| 2014-15 | 2,397,513.0 | 20,191.2 | 4,644,151.6 | 20,961.9 | -2,247,409.3 |
| 2015-16 | 2,166,846.4 | 18,574.8 | 4,658,748.9 | 20,748.0 | -2,494,075.7 |
| 2016-17 | 2,138,185.6 | 30,564.7 | 5,539,720.6 | 22,200.3 | -3,393,170.6 |
| 2017-18 | 2,555,043.3 | 39,299.0 | 6,694,896.7 | 28,410.1 | -4,128,964.5 |
| 2018-19 | 3,128,229.7 | 55,896.5 | 7,443,253.3 | 38,941.4 | -4,298,068.4 |
| 2018 Aug | 249,239.6 | 1,599.6 | 614,125.7 | 2,878.3 | -366,164.8 |
| Sept | 213,771.1 | 2,792.8 | 545,495.8 | 3,040.6 | -331,972.5 |
| Oct | 247,216.6 | 3,139.4 | 626,030.9 | 4,205.5 | -379,880.4 |
| Nov | 245,484.1 | 2,625.4 | 611,629.9 | 4,557.3 | -368,077.7 |
| Dec | 286,802.4 | 3,629.0 | 609,595.6 | 4,336.6 | -323,500.8 |
| 2019 Jan | 282,179.2 | 7,784.0 | 619,586.3 | 3,442.2 | -333,065.3 |
| Feb | 260,592.0 | 4,655.2 | 574,036.1 | 3,676.1 | -312,465.0 |
| Mar | 274,761.2 | 10,316.8 | 572,815.3 | 3,598.1 | -291,335.4 |
| Apr | 294,883.1 | 3,460.5 | 665,417.5 | 3,555.9 | -370,629.8 |
| May | 305,303.2 | 3,120.0 | 730,961.8 | 2,423.9 | -424,962.5 |
| Jun | 264,344.7 | 9,631.4 | 675,730.7 | 579.0 | -402,333.6 |
| Jul | 299,588.3 | 12,110.3 | 589,738.6 | 589.0 | -278,629.0 |
| Aug | 293,717.8 | 3,086.9 | 588,069.9 | 212.7 | -291,477.8 |

* : Provisional



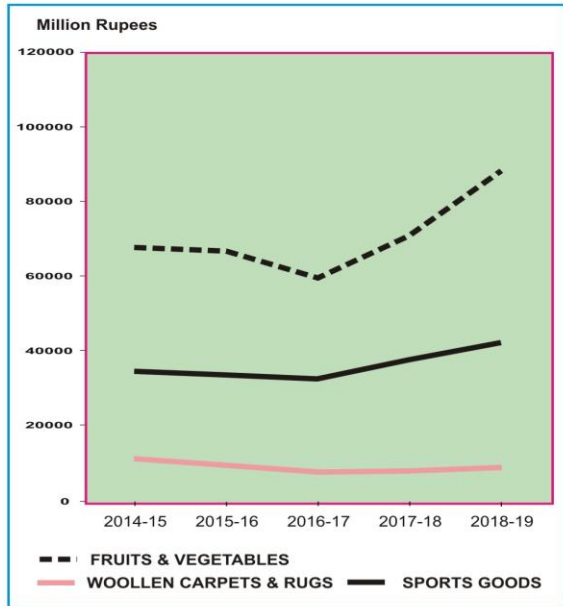
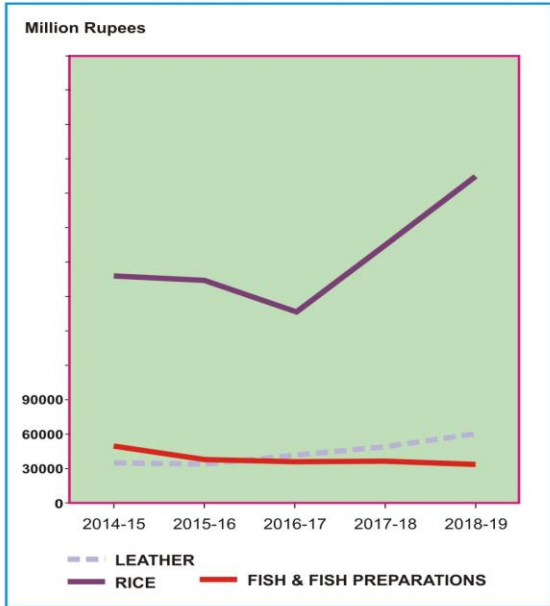
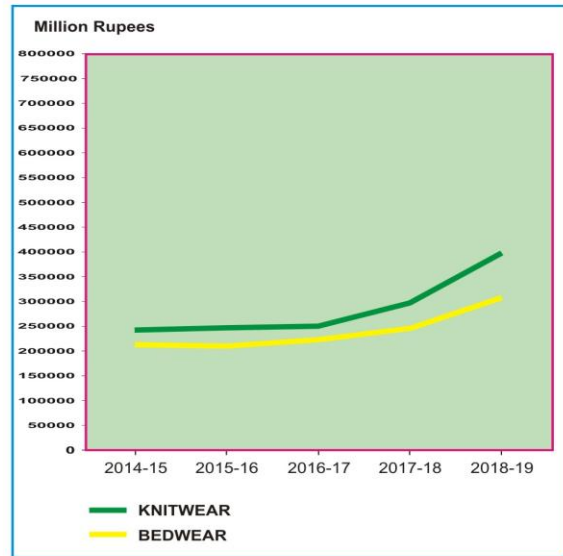
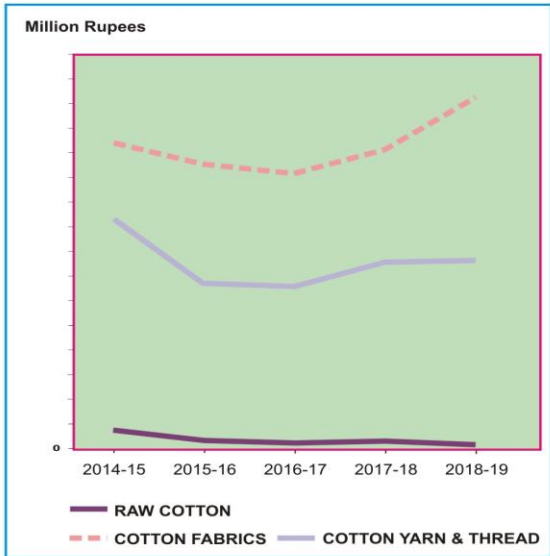
10.2 Exports by Commodity/Group

(Million Rupees)

| Year/ Month | Raw Cotton | Cotton Fabrics | Cotton Yarn and Thread | Knitwear | Bedwear | Woollen Carpets & Rugs | Leather | Rice | Fish & Fish Prepara- tions | Fruits & Vege- tables | Sports goods |
|----------------|---------------|-------------------|------------------------------|-----------|-----------|------------------------------|----------|-----------|-------------------------------------|-----------------------------|-----------------|
| 2014-15 | 14,932.7 | 248,430.9 | 188,615.4 | 243,718.7 | 213,017.9 | 11,772.5 | 49,582.8 | 206,266.3 | 35,429.4 | 67,864.3 | 34,293.6 |
| 2015-16 | 7,948.1 | 230,757.3 | 134,027.9 | 246,267.3 | 210,543.5 | 9,896.6 | 37,802.9 | 194,249.6 | 33,918.4 | 66,839.6 | 33,861.6 |
| 2016-17 | 4,559.0 | 223,675.4 | 131,813.2 | 247,242.0 | 223,811.6 | 8,053.9 | 36,182.8 | 168,244.0 | 41,213.9 | 59,241.8 | 32,285.1 |
| 2017-18 | 6,183.6 | 242,374.4 | 151,203.3 | 298,374.2 | 248,537.7 | 8,188.7 | 36,329.9 | 224,739.5 | 49,755.5 | 70,562.2 | 37,710.2 |
| 2018-19 | 2,709.0 | 285,625.2 | 153,004.9 | 394,748.4 | 307,202.3 | 8,980.3 | 34,269.3 | 285,031.5 | 60,404.6 | 88,469.3 | 41,994.7 |
| 2018 Aug | 296.1 | 25,075.8 | 13,224.8 | 34,553.2 | 28,522.3 | 650.0 | 2,780.2 | 13,978.1 | 2,193.7 | 5,594.1 | 3,190.7 |
| Sep | 466.3 | 22,618.8 | 11,135.3 | 27,486.1 | 23,423.8 | 448.7 | 2,566.9 | 10,947.7 | 4,681.5 | 5,850.7 | 2,748.7 |
| Oct | 661.2 | 24,019.4 | 10,344.8 | 34,094.7 | 24,707.3 | 865.7 | 3,183.1 | 16,777.8 | 5,538.9 | 5,772.3 | 3,381.6 |
| Nov | 220.8 | 22,271.8 | 10,648.7 | 33,684.5 | 25,993.8 | 838.3 | 2,976.3 | 21,670.6 | 4,673.9 | 5,362.2 | 3,078.2 |
| Dec | 39.5 | 23,837.7 | 10,520.6 | 36,037.0 | 26,723.0 | 1,029.9 | 2,761.6 | 29,723.2 | 5,378.3 | 13,127.1 | 3,316.3 |
| 2019 Jan | 53.9 | 25,155.0 | 12,021.0 | 34,505.2 | 26,813.8 | 603.3 | 2,756.9 | 32,871.1 | 4,661.1 | 13,514.5 | 3,550.8 |
| Feb | 115.7 | 24,470.4 | 15,094.5 | 29,752.7 | 24,301.6 | 586.5 | 2,489.5 | 28,131.3 | 4,259.2 | 9,677.8 | 3,043.6 |
| Mar | 60.9 | 25,825.8 | 12,832.9 | 29,980.3 | 26,359.0 | 840.7 | 3,036.1 | 31,996.7 | 6,387.0 | 8,019.9 | 3,383.6 |
| Apr | 400.1 | 25,206.1 | 14,934.7 | 34,051.6 | 25,532.3 | 712.9 | 3,270.4 | 30,513.6 | 7,706.3 | 6,195.3 | 4,609.4 |
| May | 47.4 | 24,440.6 | 15,597.4 | 39,895.2 | 27,341.9 | 936.2 | 3,582.9 | 32,515.7 | 8,462.7 | 4,738.1 | 4,336.7 |
| Jun | 235.5 | 24,772.6 | 12,049.3 | 35,740.6 | 26,994.7 | 714.9 | 2,569.8 | 22,102.6 | 4,989.1 | 5,587.8 | 3,606.6 |
| Jul | 657.9 | 23,455.5 | 15,497.3 | 41,638.6 | 30,827.1 | 812.1 | 2,870.1 | 30,899.4 | 2,791.5 | 8,719.0 | 3,904.9 |
| Aug | 657.3 | 27,987.6 | 17,771.5 | 43,980.8 | 32,620.2 | 916.6 | 2,959.1 | 21,869.3 | 2,973.5 | 7,003.5 | 4,562.2 |

* : Provisional

EXPORTS BY COMMODITY/GROUP

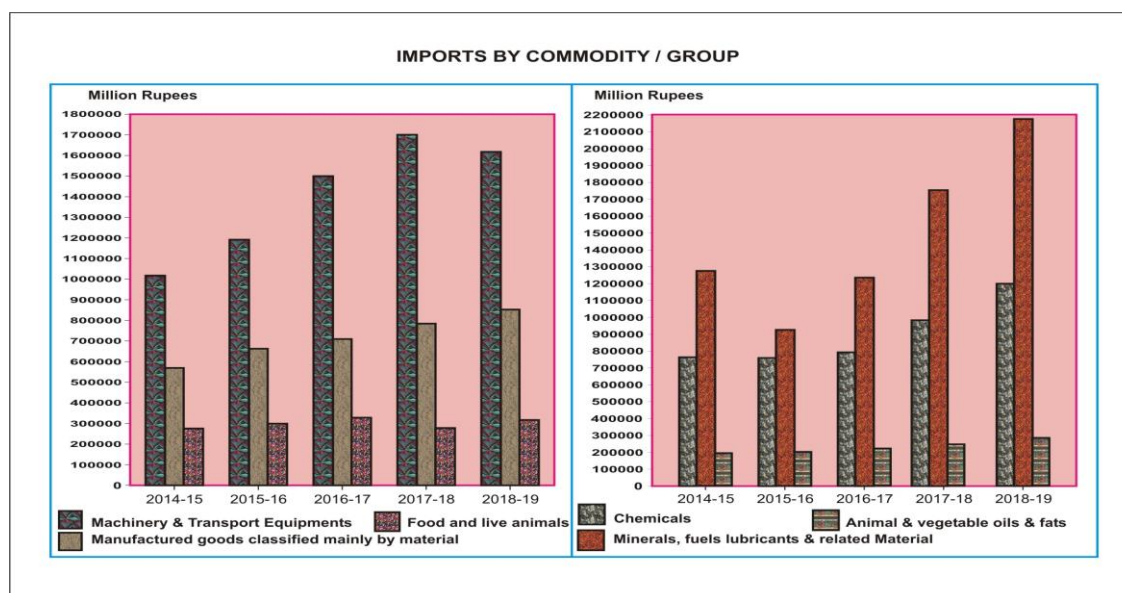


10.3 Imports by Commodity/Group

(Million Rupees)

| Year/Month | Machinery and Transport equipment | Manufactured goods classified mainly by material | Food and Live animals | Chemicals | Mineral Fuels, Lubricants and related materials | Animal or Vegetable oils & fats |
|------------|-----------------------------------|--|-----------------------|-------------|---|---------------------------------|
| 2014-15 | 1,019,546.8 | 571,607.2 | 280,008.3 | 761,241.6 | 1,274,835.8 | 193,222.0 |
| 2015-16 | 1,197,306.7 | 661,908.8 | 305,420.7 | 755,705.4 | 927,237.0 | 201,551.1 |
| 2016-17 | 1,571,759.2 | 718,013.5 | 332,265.7 | 796,180.6 | 1,237,043.7 | 221,074.1 |
| 2017-18 | 1,745,028.3 | 795,491.6 | 282,441.2 | 983,359.6 | 1,754,675.1 | 248,760.5 |
| 2018-19 | 1,621,800.9 | 859,631.1 | 322,984.7 | 1,191,694.6 | 2,176,509.3 | 275,945.7 |
| 2018 Aug | 129,424.5 | 72,337.5 | 25,594.7 | 106,788.5 | 190,144.2 | 19,838.9 |
| Sep | 121,838.0 | 63,017.6 | 27,883.3 | 89,308.2 | 156,540.1 | 23,519.0 |
| Oct | 126,773.2 | 78,482.8 | 30,553.7 | 100,578.7 | 196,154.0 | 20,407.8 |
| Nov | 126,383.9 | 63,092.0 | 28,096.5 | 103,398.9 | 197,410.3 | 23,721.3 |
| Dec | 134,059.4 | 70,929.0 | 28,504.9 | 99,943.4 | 173,521.0 | 21,923.9 |
| 2019 Jan | 135,749.1 | 83,286.3 | 28,249.1 | 92,646.0 | 162,450.4 | 24,452.5 |
| Feb | 129,885.9 | 72,452.6 | 24,172.6 | 88,812.7 | 145,261.4 | 20,566.8 |
| Mar | 121,495.9 | 67,866.5 | 26,289.1 | 96,326.3 | 160,844.8 | 23,217.4 |
| Apr | 138,446.2 | 70,394.9 | 27,398.5 | 112,418.0 | 195,860.3 | 24,107.5 |
| May | 195,968.7 | 77,737.5 | 26,470.0 | 103,864.3 | 197,107.4 | 26,512.1 |
| Jun | 133,551.6 | 78,086.8 | 24,411.0 | 104,875.4 | 218,243.6 | 25,260.7 |
| Jul | 137,967.1 | 57,435.1 | 25,669.7 | 103,503.6 | 175,805.0 | 14,186.3 |
| Aug | 135,016.8 | 60,708.0 | 25,123.0 | 91,903.3 | 176,402.5 | 25,899.3 |

*: Provisional



10.4 Exports by Selected Commodities in Dollars

(In Thousand Dollar)

| Groups/commodities | Unit | Aug., 2019 | | Cuml, From July, 2019 | | Aug., 2018 | | Cuml, From July, 2018 | |
|---|------|------------|----------------|-----------------------|----------------|------------|----------------|-----------------------|----------------|
| | | Quantity | Value | Quantity | Value | Quantity | Value | Quantity | Value |
| GRAND TOTAL | | | 1858068 | | 3744291 | | 2013413 | | 3651104 |
| A.PRIMARY COMMODITIES | | | 263964 | | 581639 | | 282788 | | 507238 |
| 01.RICE | MT | 259128 | 138346 | 624266 | 332890 | 193333 | 112918 | 399633 | 223917 |
| (I) RICE BASMATI | MT | 66961 | 57826 | 154703 | 134980 | 50632 | 54942 | 99287 | 101851 |
| (II) RICE OTHER VARIETIES | MT | 192167 | 80520 | 469563 | 197910 | 142701 | 57976 | 300346 | 122067 |
| 02.FISH AND FISH PREPARATIONS | KG | 6828757 | 18811 | 15397432 | 36386 | 7716286 | 17721 | 12595552 | 29565 |
| 03.FRUIITS & VEGETABLES INCL.JUICES | KG | 82114453 | 46431 | 177723814 | 103663 | 81189867 | 47151 | 159083890 | 89641 |
| (I) FRUITS | KG | 41658189 | 34513 | 89510559 | 76550 | 35440428 | 35670 | 64561728 | 65643 |
| (II) VEGETABLES | KG | 37132997 | 9791 | 82161998 | 22649 | 43357492 | 9520 | 90144101 | 19994 |
| (III) FRUIT & VEGETABLE JUICES | KG | 3323267 | 2126 | 6051257 | 4463 | 2391947 | 1961 | 4378061 | 4004 |
| 04.WHEAT | MT | | | 44136 | 10592 | 182193 | 38640 | 229243 | 48759 |
| 05.WHEAT FLOUR | MT | 1179 | 297 | 54572 | 13504 | 60314 | 13510 | 89118 | 19780 |
| 06.SPICES(INCL. CHILLIES) | KG | 1422492 | 5087 | 2781726 | 11087 | 1220157 | 5453 | 2323068 | 9948 |
| 07.OIL SEEDS, NUTS AND KERNALS | KG | 850192 | 1214 | 2086575 | 2484 | 1170165 | 1942 | 1808739 | 2812 |
| 08.LEGUMINOUS VEGETABLE | KG | | | | | | | | |
| 09.FLOWERS | KG | 77035 | 129 | 287587 | 472 | 71526 | 123 | 148715 | 244 |
| 10.RAW HIDES AND SKINS | KG | | | 11425 | 25 | | | | |
| 11.RAW WOOL AND ANIMAL HAIR | KG | 67030 | 125 | 181000 | 270 | 346202 | 577 | 695067 | 1180 |
| (I) RAW WOOL | KG | 21130 | 44 | 35084 | 66 | 109272 | 225 | 209367 | 443 |
| (II) ANIMAL HAIR | KG | 45900 | 81 | 145916 | 204 | 236930 | 352 | 485700 | 736 |
| 12.CRUE ANIMAL MATERIAL | KG | 3272131 | 2859 | 8083277 | 7227 | 3575586 | 3335 | 5798113 | 5891 |
| 13.CRUE FERTILIZER | MT | 1353 | 113 | 4222 | 364 | 1770 | 156 | 2906 | 281 |
| 14.MOLASSES | KG | 708086 | 84 | 1028686 | 104 | 31805150 | 3073 | 41364832 | 4011 |
| 15.RAW COTTON | MT | 3291 | 4158 | 6608 | 8300 | 1618 | 2392 | 2240 | 3289 |
| 16.COTTON WASTE | MT | 4058 | 4369 | 7529 | 8753 | 3814 | 5187 | 6865 | 9214 |
| 17.PETROLEUM CRUDE | MT | 82794 | 37494 | 82794 | 37494 | 46936 | 25727 | 92689 | 50075 |
| 18.MARBLES AND STONES | MT | 35143 | 2385 | 75082 | 5047 | 72202 | 4458 | 149286 | 7921 |
| 19.TOBACCO | KG | 752523 | 2063 | 1020673 | 2977 | 131207 | 425 | 225130 | 709 |
| (I) UN-MANUFACTURED | KG | 541248 | 1302 | 583288 | 1442 | 86890 | 289 | 106169 | 336 |
| (II) MANUFACTURED EXCL.CIGARET | KG | 211275 | 761 | 437385 | 1535 | 44317 | 136 | 118961 | 373 |
| 20.COKE | MT | | | | | | | | |
| B.TEXTILES MANUFACTURES | | | 1165946 | | 2253854 | | 1227856 | | 2193330 |
| 01.COTTON YARN | KG | 44898972 | 112283 | 83638181 | 209716 | 37156290 | 106802 | 80261557 | 224149 |
| 02.COTTON CLOTH | SQM | 2.51E+08 | 177050 | 461967511 | 324727 | 2.4E+08 | 202568 | 409360062 | 346764 |
| 03.ARTICLES OF APPAREL & CLOTHI ACCESSORIES (EXCL. KNITWEARS) | DOZ | 5293624 | 235310 | 10930530 | 467637 | 3929345 | 224528 | 7751859 | 435001 |
| 04.ART SILK AND SYNTHETIC TEXTIL | SQM | 46981741 | 27124 | 87474149 | 52024 | 30680945 | 28370 | 51802218 | 48090 |
| 05.COTTON THREAD | KG | 36417 | 140 | 72426 | 279 | 7858 | 31 | 25769 | 98 |
| 06.TEXTILE FABRICS WOVEN(OTHER THAN COTTON & ARTIFICIAL FABRI | -- | | 824 | | 1549 | | 403 | | 651 |
| 07.TULE, LACE, EMBROIDERY ETC | -- | | 1470 | | 2994 | | 1201 | | 2276 |
| 08.COTTON BAGS/SACKS | MT | 1876 | 1701 | 3257 | 3036 | 828 | 1410 | 1389 | 2190 |
| 09.TENTS & OTHER CANVAS GOODS | KG | 2441120 | 5595 | 4363329 | 10286 | 1893374 | 6115 | 3558244 | 10731 |
| 10.BED WEAR | KG | 40624820 | 206356 | 79251340 | 400445 | 44373666 | 230409 | 72114179 | 395172 |
| 11.TOWELS | KG | 15269813 | 61502 | 29544269 | 125606 | 18487590 | 73615 | 30985453 | 125353 |
| 12.TEXTILE MADE UPS (EXCL. TOWE & BED WEAR) | -- | | 52070 | | 100314 | | 65588 | | 110437 |
| 13.KNITWEARS | DOZ | 11263137 | 278224 | 21180350 | 540382 | 10787879 | 279128 | 18729584 | 479907 |
| 14.WASTE MATERIAL OF TEXTILE FIBRES/FABRICS | KG | 2159462 | 1874 | 3920800 | 3620 | 2823866 | 2066 | 4561091 | 3229 |
| 15.YARN OTHER THAN COTTON YARN | KG | 604723 | 1510 | 1872971 | 4916 | 997385 | 3089 | 1528983 | 4933 |
| 16.KINTTED OR CROCHATED FABRICS | SQM | 1180893 | 2913 | 2155065 | 6323 | 988615 | 2533 | 1798736 | 4350 |
| C.OTHER MANUFACURES | | | 292284 | | 610873 | | 343593 | | 628776 |
| 01.CIGARETTES | THNO | | | | | 29 | 1 | 29 | 1 |
| 02.LEATHER | SQM | 1628863 | 18720 | 3030168 | 36790 | 1781174 | 22459 | 3306043 | 40920 |

Contd.

10.4 Exports by Selected Commodities in Dollars

(In Thousand Dollar)

| Groups/commodities | Unit | Aug., 2019 | | Cuml, From July, 2019 | | Aug., 2018 | | Cuml, From July, 2018 | |
|-----------------------------------|------|------------|--------|-----------------------|--------|------------|--------|-----------------------|--------|
| | | Quantity | Value | Quantity | Value | Quantity | Value | Quantity | Value |
| 03.CARPETS,RUGS AND TAPESTRIES | SQM | 134798 | 5915 | 273358 | 11208 | 116877 | 5327 | 241636 | 11553 |
| (I) WOOLLEN CARPETS AND RUGS | SQM | 122977 | 5799 | 244940 | 10911 | 112793 | 5251 | 223356 | 11307 |
| (II) WOOLLEN CARPET MACHINE M | SQM | 1000 | 21 | 1000 | 21 | | | | |
| (III) TAPESTRY CLOTH | SQM | | | | | | | | |
| (IV) CARPETS KNOTTED & OTHER | SQM | 10821 | 96 | 27418 | 276 | 4084 | 76 | 18280 | 246 |
| FLOOR COVERING | | | | | | | | | |
| 04.PETROLEUM PRODUCTS | MT | 11961 | 6001 | 20215 | 11239 | 47715 | 32719 | 69291 | 47675 |
| 05.FEEDING STUFF FOR ANIMALS | KG | 47941562 | 6022 | 126046362 | 14659 | 67386907 | 9438 | 121363527 | 16665 |
| 06.CHEMICALS AND PHARMACEUTICA | -- | | 74012 | | 162432 | | 100343 | | 181036 |
| PRODUCTS | | | | | | | | | |
| (I) PLASTIC MATERIALS | KG | 19652543 | 22159 | 44756866 | 50952 | 23897685 | 34292 | 39953422 | 55561 |
| (II) PHARMACAUTICAL PRODUCTS. | KG | 1295589 | 16941 | 2477041 | 37360 | 1001127 | 17092 | 1890377 | 33731 |
| (III) FERTILIZER MANUFACTURES | MT | | | | | | | | |
| (IV) OTHER CHEMICAL | -- | | 34912 | | 74121 | | 48958 | | 91743 |
| 07.RUBBER MANUFACTURES | -- | | 2155 | | 4115 | | 1725 | | 2932 |
| 08.PAPER AND PAPER BOARD | KG | 786046 | 1408 | 2366540 | 5140 | 3637720 | 8785 | 6721644 | 15575 |
| 09.GUAR AND GUAR PRODUCTS | KG | 1846670 | 2732 | 4071299 | 5944 | 2360712 | 3676 | 3833882 | 6314 |
| 10.CUTLERY | -- | | 8159 | | 16856 | | 6965 | | 13907 |
| 11.GOLD | GM | 460 | 4 | 1367 | 5 | | | | |
| 12.COPPER AND ARTICLES THEREOF | -- | | 22096 | | 58206 | | 14278 | | 23577 |
| 13.MACHINERY & TRANSPORT EQUIPMEN | | | 11214 | | 27936 | | 15740 | | 30672 |
| (INCL.ENGINEERING ELECTRICALS) | | | | | | | | | |
| (I) ELECTRIC FANS | NO | 115687 | 2147 | 276125 | 5053 | 130076 | 2723 | 243370 | 5084 |
| (II) TRANSPORT EQUIPMENT | -- | | 968 | | 2995 | | 1337 | | 3044 |
| (III) OTHER ELECTRICAL MACHINE | -- | | 2123 | | 5682 | | 2607 | | 5039 |
| (IV) MACHINERY SPECIALIZED | -- | | 1982 | | 4297 | | 2838 | | 7295 |
| PARTICULARS INDUSTRIES | | | | | | | | | |
| (V) AUTO PARTS | -- | | 1135 | | 2788 | | 1938 | | 2975 |
| (VI) OTHER MACHINERY | -- | | 2858 | | 7121 | | 4297 | | 7235 |
| 14.FOOTWEARS | PAIR | 1262905 | 12851 | 2790080 | 25797 | 1105066 | 12009 | 1941245 | 22283 |
| (I) LEATHER FOOTWEAR | PAIR | 598359 | 11388 | 1157220 | 22293 | 638272 | 10804 | 1204290 | 20002 |
| (II) CANVAS FOOTWEAR | PAIR | 6235 | 22 | 7750 | 29 | 1622 | 7 | 3844 | 12 |
| (III) OTHER FOOTWEAR | PAIR | 658311 | 1441 | 1625110 | 3474 | 465172 | 1198 | 733111 | 2269 |
| 15.LEATHER MANUFACTURES(EXCL. | -- | | 49152 | | 90626 | | 45815 | | 85511 |
| LEATHER FOOTWEARS) | | | | | | | | | |
| (I) LEATHER GLOVES | DOZ | 540342 | 21356 | 918265 | 37401 | 503384 | 19430 | 854316 | 33558 |
| (II) APPAREL & CLOTHING | DOZ | 100479 | 26840 | 194178 | 51411 | 83731 | 25535 | 167537 | 50212 |
| (III) OTHER LEATHER MANUFACTUR | KG | 100816 | 956 | 191568 | 1815 | 91870 | 849 | 172932 | 1741 |
| 16.HOUSE-HOLD EQUIPMENT | KG | 496953 | 1645 | 1139327 | 3573 | 572935 | 1956 | 948434 | 3250 |
| 17.SPORTS GOODS | -- | | 28860 | | 53446 | | 25775 | | 55919 |
| (I) FOOT BALLS COMPLETE | DOZ | 310776 | 14988 | 608777 | 28786 | 236922 | 13469 | 493654 | 25040 |
| (II) GLOVES (SPORTS) | DOZ | 161283 | 8388 | 327745 | 15463 | 126248 | 8106 | 405152 | 23151 |
| (III) OTHER | -- | | 5484 | | 9197 | | 4200 | | 7728 |
| 18.SURGICAL GOODS,MEDICAL | NO | 19108288 | 37984 | 37308245 | 73654 | 12186397 | 30351 | 26398791 | 58948 |
| INSTRUMENTS AND APPLIANCES | | | | | | | | | |
| 19.ONYX MANUFACTURED | KG | 88927 | 296 | 252712 | 724 | 280153 | 579 | 405825 | 926 |
| 20.HANDICRAFTS | -- | | 1 | | 1 | | | | |
| 21.TEXTILE PRODUCT & ARTICLE | KG | 21445 | 105 | 71539 | 323 | 19745 | 101 | 69898 | 334 |
| FOR TECHNICAL USE | | | | | | | | | |
| 22.BOOKS AND PRINTED MATTERS | -- | | 505 | | 941 | | 395 | | 769 |
| 23.PIG IRON | MT | 4 | 2 | 4 | 2 | 17 | 9 | 52 | 27 |
| 24.PRECIOUS/SEMI-PRECIOUS STON | GM | 135522 | 137 | 366744 | 359 | 139889 | 133 | 559214 | 558 |
| 25.JEWELLERY | -- | | 130 | | 434 | | 307 | | 1121 |
| 26.ARTICLES OF PLASTIC | KG | 955786 | 1773 | 3740234 | 5805 | 1543355 | 3798 | 2854444 | 7011 |
| 27.FURNITURE | NO | 9801 | 357 | 19450 | 518 | 23101 | 279 | 44373 | 599 |
| 28.PARTS OF FOOTWEAR | -- | | 49 | | 137 | | 631 | | 694 |
| D.OTHERS | -- | | 135875 | | 297925 | | 159176 | | 321760 |

10.5 Exports by Selected Commodities in Rupees

| (In Thousand Rupees) | | | | | | | | | |
|--|------|------------|------------------|-----------------------|------------------|------------|------------------|-----------------------|------------------|
| Groups/commodities | Unit | Aug., 2019 | | Cuml, From July, 2019 | | Aug., 2018 | | Cuml, From July, 2018 | |
| | | Quantity | Value | Quantity | Value | Quantity | Value | Quantity | Value |
| GRAND TOTAL | | | 293717813 | | 593306126 | | 249239603 | | 452892112 |
| A.PRIMARY COMMODITIES | | | 41726598 | | 92182915 | | 35006275 | | 62917323 |
| 01.RICE | MT | 259128 | 21869310 | 624266 | 52768685 | 193333 | 13978124 | 399633 | 27781236 |
| (I) RICE BASMATI | MT | 66961 | 9140971 | 154703 | 21395369 | 50632 | 6801290 | 99287 | 12634484 |
| (II) RICE OTHER VARIETIES | MT | 192167 | 12728340 | 469563 | 31373316 | 142701 | 7176835 | 300346 | 15146752 |
| 02.FISH AND FISH PREPARATIONS | KG | 6828757 | 2973517 | 15397432 | 5765033 | 7716286 | 2193682 | 12595552 | 3666514 |
| 03.FRUIT & VEGETABLES INCL.JUICE | KG | 82114453 | 7339672 | 177723814 | 16429814 | 81189867 | 5836814 | 159083890 | 11120559 |
| (I) FRUITS | KG | 41658189 | 5455744 | 89510559 | 12132504 | 35440428 | 4415584 | 64561728 | 8142775 |
| (II) VEGETABLES | KG | 37132997 | 1547795 | 82161998 | 3590038 | 43357492 | 1178511 | 90144101 | 2480948 |
| (III) FRUIT & VEGETABLE JUICES | KG | 3323267 | 336133 | 6051257 | 707272 | 2391947 | 242719 | 4378061 | 496836 |
| 04.WHEAT | MT | | | 44136 | 1682362 | 182193 | 4783203 | 229243 | 6041577 |
| 05.WHEAT FLOUR | MT | 1179 | 47001 | 54572 | 2144588 | 60314 | 1672348 | 89118 | 2452137 |
| 06.SPICES(INCL. CHILLIES) | KG | 1422492 | 804113 | 2781726 | 1757099 | 1220157 | 675045 | 2323068 | 1233950 |
| 07.OIL SEEDS, NUTS AND KERNALS | KG | 850192 | 191890 | 2086575 | 393595 | 1170165 | 240401 | 1808739 | 348646 |
| 08.LEGUMINOUS VEGETABLE | KG | | | | | | | | |
| 09.FLOWERS | KG | 77035 | 20424 | 287587 | 74870 | 71526 | 15249 | 148715 | 30332 |
| 10.RAW HIDES AND SKINS | KG | | | 11425 | 3999 | | | | |
| 11.RAW WOOL AND ANIMAL HAIR | KG | 67030 | 19714 | 181000 | 42719 | 346202 | 71412 | 695067 | 146391 |
| (I) RAW WOOL | KG | 21130 | 6985 | 35084 | 10412 | 109272 | 27850 | 209367 | 55006 |
| (II) ANIMAL HAIR | KG | 45900 | 12729 | 145916 | 32307 | 236930 | 43562 | 485700 | 91385 |
| 12.CRUE ANIMAL MATERIAL | KG | 3272131 | 451954 | 8083277 | 1145741 | 3575586 | 412840 | 5798113 | 730628 |
| 13.CRUE FERTILIZER | MT | 1353 | 17805 | 4222 | 57712 | 1770 | 19362 | 2906 | 34841 |
| 14.MOLASSES | KG | 708086 | 13275 | 1028686 | 16503 | 31805150 | 380349 | 41364832 | 497093 |
| 15.RAW COTTON | MT | 3291 | 657340 | 6608 | 1315194 | 1618 | 296127 | 2240 | 407655 |
| 16.COTTON WASTE | MT | 4058 | 690594 | 7529 | 1387009 | 3814 | 642069 | 6865 | 1142878 |
| 17.PETROLEUM CRUDE | MT | 82794 | 5926865 | 82794 | 5926865 | 46936 | 3184739 | 92689 | 6212450 |
| 18.MARBLES AND STONES | MT | 35143 | 377030 | 75082 | 799874 | 72202 | 551906 | 149286 | 982545 |
| 19.TOBACCO | KG | 752523 | 326095 | 1020673 | 471254 | 131207 | 52606 | 225130 | 87892 |
| (I) UN-MANUFACTURED | KG | 541248 | 205748 | 583288 | 228006 | 86890 | 35821 | 106169 | 41643 |
| (II) MANUFACTURED EXCL.CIGARET | KG | 211275 | 120347 | 437385 | 243248 | 44317 | 16785 | 118961 | 46249 |
| 20.COKE | MT | | | | | | | | |
| B.TEXTILES MANUFACTURES | | | 184309225 | | 357101376 | | 151995783 | | 272055743 |
| 01.COTTON YARN | KG | 44898972 | 17749339 | 83638181 | 33224635 | 37156290 | 13220956 | 80261557 | 27813426 |
| 02.COTTON CLOTH | SQM | 250726246 | 27987566 | 461967511 | 51443075 | 2.4E+08 | 25075755 | 409360062 | 43007029 |
| 03.ARTICLES OF APPAREL & CLOTHI ACCESSORIES (EXCL. KNITWEARS) | DOZ | 5293624 | 37197072 | 10930530 | 74097550 | 3929345 | 27794206 | 7751859 | 53967256 |
| 04.ART SILK AND SYNTHETIC TEXTIL | SQM | 46981741 | 4287655 | 87474149 | 8242475 | 30680945 | 3511891 | 51802218 | 5964192 |
| 05.COTTON THREAD | KG | 36417 | 22161 | 72426 | 44206 | 7858 | 3780 | 25769 | 12179 |
| 06.TEXTILE FABRICS WOVEN(OTHER THAN COTTON & ARTIFICIAL FABRI | -- | | 130182 | | 245381 | | 49883 | | 80729 |
| 07.TULE, LACE, EMBROIDERY ETC | -- | | 232417 | | 474476 | | 148664 | | 282341 |
| 08.COTTON BAGS/SACKS | MT | 1876 | 268930 | 3257 | 480902 | 828 | 174580 | 1389 | 271513 |
| 09.TENTS & OTHER CANVAS GOODS | KG | 2441120 | 884367 | 4363329 | 1629518 | 1893374 | 756939 | 3558244 | 1330951 |
| 10.BED WEAR | KG | 40624820 | 32620169 | 79251340 | 63447244 | 44373666 | 28522258 | 72114179 | 49011059 |
| 11.TOWELS | KG | 15269813 | 9722083 | 29544269 | 19903724 | 18487590 | 9112806 | 30985453 | 15546535 |
| 12.TEXTILE MADE UPS (EXCL. TOWE & BED WEAR) | -- | | 8231046 | | 15893653 | | 8119136 | | 13696249 |
| 13.KNITWEARS | DOZ | 11263137 | 43980816 | 21180350 | 85619373 | 10787879 | 34553197 | 18729584 | 59520686 |
| 14.WASTE MATERIAL OF TEXTILE FIBRES/FABRICS | KG | 2159462 | 296170 | 3920800 | 573543 | 2823866 | 255810 | 4561091 | 400424 |
| 15.YARN OTHER THAN COTTON YARN | KG | 604723 | 238707 | 1872971 | 779602 | 997385 | 382327 | 1528983 | 611698 |
| 16.KINTTED OR CROCHATED FABRICS | SQM | 1180893 | 460546 | 2155065 | 1002020 | 988615 | 313595 | 1798736 | 539477 |
| C.OTHER MANUFACTURES | | | 46203358 | | 96804749 | | 42533229 | | 77996770 |
| 01.CIGARETTES | THNO | | | | | 29 | 62 | 29 | 62 |
| 02.LEATHER | SQM | 1628863 | 2959135 | 3030168 | 5829240 | 1781174 | 2780199 | 3306043 | 5075892 |

Contd.

10.5 Exports by Selected Commodities in Rupees

(In Thousand Rupees)

| Groups/commodities | Unit | Aug., 2019 | | Cuml, From July, 2019 | | Aug., 2018 | | Cuml, From July, 2018 | |
|---|------|------------|----------|-----------------------|----------|------------|----------|-----------------------|----------|
| | | Quantity | Value | Quantity | Value | Quantity | Value | Quantity | Value |
| 03.CARPETS,RUGS AND TAPESTRIES | SQM | 134798 | 935097 | 273358 | 1775743 | 116877 | 659427 | 241636 | 1433651 |
| (I) WOOLLEN CARPETS AND RUGS | SQM | 122977 | 916614 | 244940 | 1728702 | 112793 | 649980 | 223356 | 1403054 |
| (II) WOOLLEN CARPET MACHINE M | SQM | 1000 | 3283 | 1000 | 3283 | | | | |
| (III) TAPESTRY CLOTH | SQM | | | | | | | | |
| (IV) CARPETS KNOTTED & OTHER FLOOR COVERING | SQM | 10821 | 15200 | 27418 | 43759 | 4084 | 9447 | 18280 | 30598 |
| 04.PETROLEUM PRODUCTS | MT | 11961 | 948590 | 20215 | 1780524 | 47715 | 4050251 | 69291 | 5910049 |
| 05.FEEDING STUFF FOR ANIMALS | KG | 47941562 | 951880 | 126046362 | 2323724 | 67386907 | 1168372 | 121363527 | 2067052 |
| 06.CHEMICALS AND PHARMACEUTICA PRODUCTS | -- | | 11699545 | | 25743384 | | 12421414 | | 22455822 |
| (I) PLASTIC MATERIALS | KG | 19652543 | 3502827 | 44756866 | 8075935 | 23897685 | 4245017 | 39953422 | 6889889 |
| (II) PHARMACAUTICAL PRODUCTS. | KG | 1295589 | 2677944 | 2477041 | 5921121 | 1001127 | 2115869 | 1890377 | 4184944 |
| (III) FERTILIZER MANUFACTURES | MT | | | | | | | | |
| (IV) OTHER CHEMICAL | -- | | 5518773 | | 11746329 | | 6060528 | | 11380988 |
| 07.RUBBER MANUFACTURES | -- | | 340729 | | 651998 | | 213516 | | 363638 |
| 08.PAPER AND PAPER BOARD | KG | 786046 | 222531 | 2366540 | 815364 | 3637720 | 1087499 | 6721644 | 1931814 |
| 09.GUAR AND GUAR PRODUCTS | KG | 1846670 | 431850 | 4071299 | 942026 | 2360712 | 455034 | 3833882 | 783097 |
| 10.CUTLERY | -- | | 1289817 | | 2671135 | | 862175 | | 1725427 |
| 11.GOLD | GM | 460 | 571 | 1367 | 842 | | | | |
| 12.COPPER AND ARTICLES THEREOF | -- | | 3492792 | | 9228261 | | 1767495 | | 2923822 |
| 13.MACHINERY & TRANSPORT EQUIPMEN (INCL.ENGINEERING ELECTRICALS) | | | 1772623 | | 4428604 | | 1948398 | | 3805346 |
| (I) ELECTRIC FANS | NO | 115687 | 339414 | 276125 | 801029 | 130076 | 337097 | 243370 | 630678 |
| (II) TRANSPORT EQUIPMENT | -- | | 153013 | | 474920 | | 165502 | | 377814 |
| (III) OTHER ELECTRICAL MACHINE | -- | | 335628 | | 900849 | | 322686 | | 625125 |
| (IV) MACHINERY SPECIALIZED PARTICULARS INDUSTRIES | -- | | 313363 | | 680996 | | 351378 | | 905572 |
| (V) AUTO PARTS | -- | | 179480 | | 441937 | | 239871 | | 368821 |
| (VI) OTHER MACHINERY | -- | | 451725 | | 1128873 | | 531864 | | 897335 |
| 14.FOOTWEARS | PAIR | 1262905 | 2031462 | 2790080 | 4087610 | 1105066 | 1486608 | 1941245 | 2764217 |
| (I) LEATHER FOOTWEAR | PAIR | 598359 | 1800138 | 1157220 | 3532226 | 638272 | 1337366 | 1204290 | 2481266 |
| (II) CANVAS FOOTWEAR | PAIR | 6235 | 3496 | 7750 | 4633 | 1622 | 882 | 3844 | 1459 |
| (III) OTHER FOOTWEAR | PAIR | 658311 | 227828 | 1625110 | 550750 | 465172 | 148361 | 733111 | 281491 |
| 15.LEATHER MANUFACTURES(EXCL. LEATHER FOOTWEARS) | -- | | 7769864 | | 14357184 | | 5671363 | | 10607774 |
| (I) LEATHER GLOVES | DOZ | 540342 | 3375921 | 918265 | 5924262 | 503384 | 2405288 | 854316 | 4162157 |
| (II) APPAREL & CLOTHING | DOZ | 100479 | 4242767 | 194178 | 8145376 | 83731 | 3160934 | 167537 | 6229638 |
| (III) OTHER LEATHER MANUFACTUR | KG | 100816 | 151177 | 191568 | 287547 | 91870 | 105141 | 172932 | 215978 |
| 16.HOUSE-HOLD EQUIPMENT | KG | 496953 | 260011 | 1139327 | 566311 | 572935 | 242105 | 948434 | 403036 |
| 17.SPORTS GOODS | -- | | 4562158 | | 8467062 | | 3190706 | | 6939227 |
| (I) FOOT BALLS COMPLETE | DOZ | 310776 | 2369337 | 608777 | 4560758 | 236922 | 1667346 | 493654 | 3106211 |
| (II) GLOVES (SPORTS) | DOZ | 161283 | 1325949 | 327745 | 2449667 | 126248 | 1003472 | 405152 | 2874359 |
| (III) OTHER | -- | | 866872 | | 1456637 | | 519887 | | 958658 |
| 18.SURGICAL GOODS,MEDICAL INSTRUMENTS AND APPLIANCES | NO | 19108288 | 6004326 | 37308245 | 11669930 | 12186397 | 3757119 | 26398791 | 7313297 |
| 19.OBYX MANUFACTURED | KG | 88927 | 46729 | 252712 | 114722 | 280153 | 71712 | 405825 | 114849 |
| 20.HANDICRAFTS | -- | | 236 | | 236 | | | | |
| 21.TEXTILE PRODUCT & ARTICLE FOR TECHNICAL USE | KG | 21445 | 16645 | 71539 | 51214 | 19745 | 12528 | 69898 | 41451 |
| 22.BOOKS AND PRINTED MATTERS | -- | | 79761 | | 149124 | | 48839 | | 95438 |
| 23.PIG IRON | MT | 4 | 373 | 4 | 373 | 17 | 1102 | 52 | 3357 |
| 24.PRECIOUS/SEMI-PRECIOUS STON | GM | 135522 | 21587 | 366744 | 56987 | 139889 | 16503 | 559214 | 69279 |
| 25.JEWELLERY | -- | | 20578 | | 68758 | | 37969 | | 139255 |
| 26.ARTICLES OF PLASTIC | KG | 955786 | 280245 | 3740234 | 920619 | 1543355 | 470202 | 2854444 | 869701 |
| 27.FURNITURE | NO | 9801 | 56502 | 19450 | 81979 | 23101 | 34546 | 44373 | 74330 |
| 28.PARTS OF FOOTWEAR | -- | | 7721 | | 21794 | | 78085 | | 85888 |
| D.OTHERS | -- | | 21478632 | | 47217085 | | 19704316 | | 39922275 |

10.6 Imports by Selected Commodities in Dollars

(In Thousand Dollar)

| Groups/commodities | Unit | Aug., 2019 | | Cuml, From July, 2019 | | Aug., 2018 | | Cuml, From July, 2018 | |
|---|------|------------|----------------|-----------------------|----------------|------------|----------------|-----------------------|----------------|
| | | Quantity | Value | Quantity | Value | Quantity | Value | Quantity | Value |
| GRAND TOTAL | | | 3720146 | | 7433167 | | 4961041 | | 9768532 |
| A. FOOD GROUP | | | 256280 | | 450436 | | 287547 | | 600601 |
| 1.MILK AND CREAM | KG | 3553898 | 6308 | 6948010 | 11683 | 4659091 | 8456 | 9451349 | 17683 |
| 2.WHEAT UNMILLED | MT | -- | -- | -- | -- | -- | -- | -- | -- |
| 3.PULSES | KG | 85056011 | 39522 | 189066251 | 88970 | 89605710 | 49013 | 202878496 | 104849 |
| 4.DRY FRUITS | KG | 639564 | 959 | 1187004 | 1801 | 657735 | 1094 | 1096837 | 1983 |
| 5.SUGAR REFINED | MT | 546 | 238 | 866 | 400 | 283 | 146 | 956 | 489 |
| 6.TEA | KG | 13158481 | 30769 | 26693862 | 65258 | 17875055 | 49287 | 37430950 | 100954 |
| 7.SPICES | KG | 10227405 | 12934 | 20872324 | 27171 | 14484146 | 15190 | 27607848 | 28976 |
| 8.MILK FOOD FOR BABIES,INFT.,INVLD | KG | 1060956 | 5204 | 2001945 | 9329 | 2271994 | 10785 | 3848794 | 17868 |
| 9.BEVERAGES | LTR | 406667 | 294 | 1385003 | 891 | 1536519 | 662 | 3685365 | 1624 |
| 10.PALM OIL | KG | 280412722 | 150509 | 410037979 | 221772 | 224763235 | 147499 | 477485906 | 315763 |
| 11.SOYABEAN OIL | KG | 13764100 | 9543 | 33325140 | 23161 | 7061532 | 5415 | 13452732 | 10413 |
| B. MACHINERY GROUP | | | 854120 | | 1722768 | | 1045520 | | 2076875 |
| 1.POWER GENERATING MACH. | -- | | 98233 | | 218844 | | 115985 | | 239505 |
| 2.AGRICULTURE MACHINERY&IMPLEMENTS | -- | | 9413 | | 19335 | | 9537 | | 23436 |
| 3.CONSTRUCTION & MINING MACHINERY | -- | | 9208 | | 23167 | | 29608 | | 69175 |
| 4.TEXTILE MACHINERY | -- | | 32635 | | 82471 | | 45936 | | 71040 |
| 5.METAL WORKING MACHINERY | -- | | 6082 | | 19293 | | 10995 | | 22210 |
| 6.GEN INDUSTRIAL MACH & EQU/PARTS NS | -- | | 108495 | | 269299 | | 216470 | | 390332 |
| 7.OFFICE MACH.INCL.DATA PROS. EQUIP. | -- | | 24778 | | 68408 | | 38897 | | 81546 |
| 8.TELECOM & SOUND RECORDING EQUIP | -- | | 119255 | | 237355 | | 110926 | | 214706 |
| 9.ELECTRICAL MACHINERY & APPARATUS | -- | | 240473 | | 398064 | | 145914 | | 327011 |
| 10.ROAD MOTOR VEHICLES | -- | | 130194 | | 256398 | | 223191 | | 441897 |
| 11.RAILWAY VEHICLES | -- | | 2916 | | 5572 | | 3583 | | 8634 |
| 12.AIRCRAFTS,SHIPS AND BOATS | -- | | 29250 | | 37327 | | 6894 | | 17010 |
| 13.OTHER MACHINERY | -- | | 43188 | | 87234 | | 87582 | | 170372 |
| C. PETROLEUM GROUP | | | 1017548 | | 2020015 | | 1370823 | | 2642518 |
| 1.CRUDE PETROLEUM | MT | 521300 | 219645 | 1092927 | 479850 | 968903 | 508659 | 1680924 | 880356 |
| 2.PETROLEUM PRODUCTS | MT | 822475 | 482113 | 1563625 | 897365 | 821145 | 517483 | 1704783 | 1073650 |
| 3.GAS NATURAL & MANUFACTURED | -- | | 315790 | | 642800 | | 344681 | | 688512 |
| D. TEXTILE GROUP | | | 110542 | | 209670 | | 132444 | | 261330 |
| 1.SYNTHETIC AND REGENERATED FIBRE | KG | 29150058 | 47412 | 53866466 | 89813 | 22293105 | 45401 | 45487109 | 92369 |
| 2.SYNTHETIC & ARTIFICIAL SILK YARN | KG | 18662368 | 40461 | 32250343 | 72725 | 25357382 | 55488 | 47210017 | 104078 |
| 3.WORN CLOTHING | KG | 28490734 | 12290 | 66559076 | 28333 | 36195795 | 12975 | 84962589 | 30677 |
| 4.ARTICLES OF APPAREL & CLOTHING | -- | | 9663 | | 17457 | | 13043 | | 22735 |
| 5.BAGS & SACKS OF TEX. MATERIALS | MT | 265 | 242 | 571 | 588 | 369 | 417 | 781 | 918 |
| 6.JUTE | MT | 978 | 475 | 1545 | 753 | 9773 | 5120 | 20294 | 10553 |
| E. AGRICULTURE/OTH. CHEMICAL GROUP | | | 580674 | | 1232338 | | 862415 | | 1610047 |
| 1.ORGANIC CHEMICALS | -- | | 151570 | | 339150 | | 216743 | | 408628 |

Contd.

10.6 Imports by Selected Commodities in Dollars

(In Thousand Dollar)

| Groups/commodities | Unit | Aug., 2019 | | Cuml, From July, 2019 | | Aug., 2018 | | Cuml, From July, 2018 | |
|--------------------------------------|------|------------|---------------|-----------------------|---------------|------------|---------------|-----------------------|----------------|
| | | Quantity | Value | Quantity | Value | Quantity | Value | Quantity | Value |
| 2.INORGANIC CHEMICALS | -- | | 46762 | | 87254 | | 53046 | | 96436 |
| 3.DYEING TANNING & COLOUR MATERIAL | KG | 14057013 | 37275 | 25553345 | 74744 | 14243529 | 44138 | 29458357 | 87951 |
| 4.MEDICINAL PRODUCTS | KG | 1941106 | 86605 | 3777222 | 166677 | 1985703 | 100280 | 4014831 | 194417 |
| 5.ESSENTIAL OIL, PERFUMES TOILT ETC | KG | 5333055 | 18304 | 12519531 | 41129 | 8248642 | 24627 | 16904953 | 52437 |
| 6.FERTILIZER MANUFACTURED | MT | 54175 | 18892 | 226367 | 70628 | 375778 | 167519 | 559833 | 242552 |
| 7.PLASTIC MATERIALS | KG | 121333228 | 160360 | 237454449 | 318449 | 126301454 | 186379 | 252747193 | 385597 |
| 8.INSECTICIDES | KG | 1866803 | 10648 | 4320850 | 26513 | 1930244 | 14199 | 3982405 | 31936 |
| 9.OTHER.CHEMICAL PRODUCTS | -- | | 50258 | | 107794 | | 55486 | | 110093 |
| F. METAL GROUP | | | 339125 | | 665090 | | 452538 | | 894607 |
| 1.IRON ORES AND CONCENTRATES | MT | -- | -- | -- | -- | 120 | 26 | 120 | 26 |
| 2.IRON AND STEEL SCRAP | MT | 317487 | 122821 | 665814 | 257252 | 522632 | 145186 | 1011952 | 292939 |
| 3.NON FERROUS BASE METAL WASTE & SCR | MT | 24399 | 10357 | 56569 | 23514 | 35288 | 11269 | 70005 | 24048 |
| 4.IRON AND STEEL | MT | 228704 | 149887 | 384567 | 262380 | 310232 | 214757 | 586186 | 397374 |
| 5.ALUMINIUM WROUGHT & WORKED | -- | | 12514 | | 23370 | | 21974 | | 42276 |
| 6.MANUFACTURES OF METAL NES | -- | | 43546 | | 98575 | | 59327 | | 137944 |
| G. MISCELLANEOUS ITEMS | | | 369780 | | 737560 | | 527732 | | 1106808 |
| 1.FEEDING STUFF FOR ANIMALS | KG | 16241077 | 7162 | 22442730 | 13888 | 5961387 | 6589 | 27528359 | 17299 |
| 2.HIDES,SKINS AND FURSKINS RAW | KG | 537128 | 1724 | 923010 | 2960 | 523415 | 1997 | 1319081 | 4979 |
| 3.OIL SEEDS & OLEAGINOUS FRUITS | KG | 212870302 | 84011 | 311556007 | 123625 | 247467315 | 108341 | 470649380 | 198849 |
| 4.RUBBER CRUDE INCL.SYNTH/RECLAIMED | KG | 9595908 | 16249 | 17769755 | 30532 | 7619057 | 13298 | 17023625 | 29100 |
| 5.WOOD & CORK | -- | | 8844 | | 18282 | | 11939 | | 24874 |
| 6.PULP AND WASTE PAPER | KG | 45357180 | 16600 | 86763944 | 34127 | 62193990 | 24635 | 112798592 | 45842 |
| 7.FERTILIZER CRUDE | MT | 12212 | 3581 | 34668 | 6768 | 12096 | 4140 | 27217 | 9335 |
| 8.CRUDE ANIMAL&VEGETABLE MATERIALS | KG | 8491398 | 12303 | 14878995 | 22540 | 10569462 | 18640 | 18758049 | 32164 |
| 9.COAL, COKE & BRIQUETTES | MT | 1155980 | 91092 | 2525963 | 195503 | 1414252 | 154730 | 3242648 | 354423 |
| 10.ANIMAL OILS AND FATS | KG | 962949 | 630 | 2526017 | 1598 | 2764537 | 1688 | 4768752 | 3040 |
| 11.ANIMAL/VEG, FAT OIL WAX ETC NES | KG | 2391097 | 2085 | 3792941 | 3202 | 2063633 | 2392 | 3428022 | 4171 |
| 12.RUBBER TYRES & TUBES | NO | 231340 | 8568 | 610281 | 23529 | 297843 | 16085 | 698942 | 36812 |
| 13.CORK/WOOD MFG.(EXCL FURNITURE) | KG | 6890029 | 4279 | 14375446 | 8423 | 9374148 | 5818 | 18352520 | 11036 |
| 14.PAPER&PAPER BOARD & MANF. THEREOF | KG | 36545812 | 32560 | 76351362 | 68746 | 55530910 | 50658 | 108939999 | 99538 |
| 15.CEMENT | MT | 7127 | 386 | 28172 | 1635 | 21843 | 925 | 46277 | 2037 |
| 16.PREFABRICATED BUILDGS,SANITRY,PLG | -- | | 6109 | | 12632 | | 9499 | | 20769 |
| 17.FOOTWEAR | PAIR | 1237191 | 6573 | 3013011 | 13003 | 1395447 | 8709 | 3225986 | 16428 |
| 18.PROFESSIONAL,SCIENTIFIC & CONTROL | -- | | 38507 | | 87219 | | 43658 | | 96140 |
| 19.PHOTO EQPT, OPTICAL GOODS N.E.S. | -- | | 4142 | | 8118 | | 4565 | | 10985 |
| 20.PRINTED MATTERS | -- | | 3002 | | 7071 | | 2467 | | 17789 |
| 21.ARTICLES N.E.S. OF PLASTICS | KG | 2267561 | 8033 | 5010001 | 17570 | 3800349 | 11697 | 6916886 | 24158 |
| 22.BABY CARRIAGES, TOYS GAMES ETC. | -- | | 3631 | | 7953 | | 5613 | | 12090 |
| 23.OFFICE STATIONERY SUPPLY N.E.S | -- | | 2938 | | 5699 | | 2818 | | 5092 |
| 24.JEWELLERY OFGOLD/SILVERSMITH WEAR | -- | | 763 | | 1851 | | 958 | | 1747 |
| 25.MUSICAL INSTRUMENTS AND PARTS | -- | | 3183 | | 16146 | | 13724 | | 23685 |
| 26.ARTICLES & MFG. OF CAVING ETC. | -- | | 889 | | 1646 | | 916 | | 1772 |
| 27.GOLD.NON-MENETART NOT ORE/CONCEN | GM | 47229 | 1936 | 86229 | 3294 | 32865 | 1231 | 71149 | 2652 |
| ALL OTHER ITEMS | -- | | 192076 | | 395290 | | 282022 | | 575746 |

10.7 Imports by Selected Commodities in Rupees

(In Thousand Rupees)

| Groups/commodities | Unit | Aug., 2019 | | Cuml, From July, 2019 | | Aug., 2018 | | Cuml, From July, 2018 | |
|---|------|------------|------------------|-----------------------|-----------|------------------|----------|-----------------------|-----------|
| | | Quantity | Value | Quantity | Value | Quantity | Value | Quantity | Value |
| GRAND TOTAL | | | 588069890 | 1177808452 | | 614125706 | | 1211953312 | |
| A. FOOD GROUP | | | 40511973 | 71349693 | | 35595339 | | 74524641 | |
| 1.MILK AND CREAM | KG | 3553898 | 997081 | 6948010 | 1850795 | 4659091 | 1046824 | 9451349 | 2194146 |
| 2.WHEAT UNMILLED | MT | -- | -- | -- | -- | -- | -- | -- | -- |
| 3.PULSES | KG | 85056011 | 6247533 | 189066251 | 14101348 | 89605710 | 6067311 | 202878496 | 13010652 |
| 4.DRY FRUITS | KG | 639564 | 151663 | 1187004 | 285297 | 657735 | 135447 | 1096837 | 245925 |
| 5.SUGAR REFINED | MT | 546 | 37616 | 866 | 63354 | 283 | 18015 | 956 | 60704 |
| 6.TEA | KG | 13158481 | 4863802 | 26693862 | 10341679 | 17875055 | 6101233 | 37430950 | 12526185 |
| 7.SPICES | KG | 10227405 | 2044621 | 20872324 | 4305804 | 14484146 | 1880328 | 27607848 | 3594705 |
| 8.MILK FOOD FOR BABIES,INFT.,INVL | KG | 1060956 | 822699 | 2001945 | 1477822 | 2271994 | 1335132 | 3848794 | 2215866 |
| 9.BEVERAGES | LTR | 406667 | 46497 | 1385003 | 141326 | 1536519 | 81965 | 3685365 | 201537 |
| 10.PALM OIL | KG | 280412722 | 23791934 | 410037979 | 35110734 | 224763235 | 18258790 | 477485906 | 39183020 |
| 11.SOYABEAN OIL | KG | 13764100 | 1508526 | 33325140 | 3671535 | 7061532 | 670296 | 13452732 | 1291900 |
| B. MACHINERY GROUP | | | 135016765 | 272983874 | | 129424506 | | 257676897 | |
| 1.POWER GENERATING MACH. | -- | | 15528415 | | 34685050 | | 14357782 | | 29717923 |
| 2.AGRICULTURE MACHINERY&IMPLEMENTS | -- | | 1487897 | | 3063903 | | 1180546 | | 2908911 |
| 3.CONSTRUCTION & MINING MACHINERY | -- | | 1455541 | | 3672642 | | 3665215 | | 8585432 |
| 4.TEXTILE MACHINERY | -- | | 5158817 | | 13074333 | | 5686424 | | 8808224 |
| 5.METAL WORKING MACHINERY | -- | | 961459 | | 3059802 | | 1361049 | | 2755686 |
| 6.GEN INDUSTRIAL MACH & EQU/PARTS NS | -- | | 17150613 | | 42690946 | | 26796684 | | 48417012 |
| 7.OFFICE MACH.INCL.DATA PROS. EQUIP. | -- | | 3916765 | | 10846620 | | 4815083 | | 10118578 |
| 8.TELECOM & SOUND RECORDING EQUIP | -- | | 18851488 | | 37609278 | | 13731525 | | 26636905 |
| 9.ELECTRICAL MACHINERY & APPARATUS | -- | | 38013262 | | 63043319 | | 18062628 | | 40582700 |
| 10.ROAD MOTOR VEHICLES | -- | | 20580723 | | 40625561 | | 27628743 | | 54825547 |
| 11.RAILWAY VEHICLES | -- | | 461006 | | 882867 | | 443571 | | 1071667 |
| 12.AIRCRAFTS,SHIPS AND BOATS | -- | | 4623751 | | 5906666 | | 853458 | | 2111344 |
| 13.OTHER MACHINERY | -- | | 6827028 | | 13822886 | | 10841797 | | 21136968 |
| C. PETROLEUM GROUP | | | 160850992 | 320072457 | | 169693613 | | 327833167 | |
| 1.CRUDE PETROLEUM | MT | 521300 | 34720833 | 1092927 | 76049043 | 968903 | 62966689 | 1680924 | 109188428 |
| 2.PETROLEUM PRODUCTS | MT | 822475 | 76211009 | 1563625 | 142165348 | 821145 | 64058959 | 1704783 | 133220303 |
| 3.GAS NATURAL & MANUFACTURED | -- | | 49919151 | | 101858066 | | 42667966 | | 85424436 |
| D. TEXTILE GROUP | | | 17474140 | 33218680 | | 16395213 | | 32422600 | |
| 1.SYNTHETIC AND REGENERATED FIBRE | KG | 29150058 | 7494721 | 53866466 | 14229246 | 22293105 | 5620177 | 45487109 | 11460819 |
| 2.SYNTHETIC & ARTIFICIAL SILK YARN | KG | 18662368 | 6395889 | 32250343 | 11520510 | 25357382 | 6868824 | 47210017 | 12911117 |
| 3.WORN CLOTHING | KG | 28490734 | 1942702 | 66559076 | 4490936 | 36195795 | 1606217 | 84962589 | 3807420 |
| 4.ARTICLES OF APPAREL & CLOTHING | -- | | 1527490 | | 2765524 | | 1614599 | | 2819841 |
| 5.BAGS & SACKS OF TEX. MATERIALS | MT | 265 | 38285 | 571 | 93190 | 369 | 51567 | 781 | 113938 |
| 6.JUTE | MT | 978 | 75053 | 1545 | 119274 | 9773 | 633828 | 20294 | 1309465 |
| E. AGRICULTURE/OTH. CHEMICAL GROUP | | | 91791271 | 195294919 | | 106758115 | | 199728632 | |
| 1.ORGANIC CHEMICALS | -- | | 23959692 | | 53753057 | | 26830481 | | 50692027 |
| 2.INORGANIC CHEMICALS | -- | | 7391999 | | 13823298 | | 6566484 | | 11962278 |
| 3.DYEING TANNING & COLOUR MATERIAL | KG | 14057013 | 5892313 | 25553345 | 11843488 | 14243529 | 5463801 | 29458357 | 10912172 |
| 4.MEDICINAL PRODUCTS | KG | 1941106 | 13690246 | 3777222 | 26408009 | 1985703 | 12413610 | 4014831 | 24119908 |

Contd.

10.7 Imports by Selected Commodities in Rupees

(In Thousand Rupees)

| Groups/commodities | Unit | Aug., 2019 | | Cuml, From July, 2019 | | Aug., 2018 | | Cuml, From July, 2018 | |
|--------------------------------------|------|------------|-----------------|-----------------------|------------------|------------|-----------------|-----------------------|------------------|
| | | Quantity | Value | Quantity | Value | Quantity | Value | Quantity | Value |
| 5.ESSENTIAL OIL, PERFUMES TOILT ETC | KG | 5333055 | 2893425 | 12519531 | 6518798 | 8248642 | 3048558 | 16904953 | 6506790 |
| 6.FERTILIZER MANUFACTURED | MT | 54175 | 2986407 | 226367 | 11203593 | 375778 | 20737060 | 559833 | 30067772 |
| 7.PLASTIC MATERIALS | KG | 121333228 | 25349292 | 237454449 | 50458482 | 126301454 | 23071844 | 252747193 | 47845209 |
| 8.INSECTICIDES | KG | 1866803 | 1683239 | 4320850 | 4203117 | 1930244 | 1757629 | 3982405 | 3963356 |
| 9.OTHER.CHEMICAL PRODUCTS | -- | | 7944657 | | 17083076 | | 6868648 | | 13659119 |
| F. METAL GROUP | | | 53607902 | | 105380888 | | 56019487 | | 110992242 |
| 1.IRON ORES AND CONCENTRATES | MT | -- | -- | -- | -- | 120 | 3191 | 120 | 3191 |
| 2.IRON AND STEEL SCRAP | MT | 317487 | 19415187 | 665814 | 40766736 | 522632 | 17972529 | 1011952 | 36346114 |
| 3.NON FERROUS BASE METAL WASTE & SCR | MT | 24399 | 1637196 | 56569 | 3726980 | 35288 | 1394985 | 70005 | 2984053 |
| 4.IRON AND STEEL | MT | 228704 | 23693699 | 384567 | 41560876 | 310232 | 26584628 | 586186 | 49293700 |
| 5.ALUMINIUM WROUGHT & WORKED | -- | | 1978127 | | 3702423 | | 2720102 | | 5244824 |
| 6.MANUFACTURES OF METAL NES | -- | | 6883692 | | 15623874 | | 7344052 | | 17120361 |
| G. MISCELLANEOUS ITEMS | | | 58453849 | | 116868286 | | 65327765 | | 137337893 |
| 1.FEEDING STUFF FOR ANIMALS | KG | 16241077 | 1132197 | 22442730 | 2200419 | 5961387 | 815615 | 27528359 | 2147528 |
| 2.HIDES,SKINS AND FURSKINS RAW | KG | 537128 | 272550 | 923010 | 468865 | 523415 | 247252 | 1319081 | 618070 |
| 3.OIL SEEDS & OLEAGINOUS FRUITS | KG | 212870302 | 13280203 | 311556007 | 19572081 | 247467315 | 13411483 | 470649380 | 24666527 |
| 4.RUBBER CRUDE INCL.SYNTH/RECLAIMED | KG | 9595908 | 2568651 | 17769755 | 4837210 | 7619057 | 1646212 | 17023625 | 3611126 |
| 5.WOOD & CORK | -- | | 1398082 | | 2897012 | | 1477968 | | 3086437 |
| 6.PULP AND WASTE PAPER | KG | 45357180 | 2624051 | 86763944 | 5407828 | 62193990 | 3049590 | 112798592 | 5686758 |
| 7.FERTILIZER CRUDE | MT | 12212 | 565995 | 34668 | 1072242 | 12096 | 512443 | 27217 | 1158556 |
| 8.CRUDE ANIMAL&VEGETABLE MATERIALS | KG | 8491398 | 1944875 | 14878995 | 3570724 | 10569462 | 2307456 | 18758049 | 3989138 |
| 9.COAL, COKE & BRIQUETTES | MT | 1155980 | 14399584 | 2525963 | 30983153 | 1414252 | 19153964 | 3242648 | 43986457 |
| 10.ANIMAL OILS AND FATS | KG | 962949 | 99528 | 2526017 | 253259 | 2764537 | 208980 | 4768752 | 377082 |
| 11.ANIMAL/VEG, FAT OIL WAX ETC NES | KG | 2391097 | 329584 | 3792941 | 506978 | 2063633 | 296101 | 3428022 | 517317 |
| 12.RUBBER TYRES & TUBES | NO | 231340 | 1354328 | 610281 | 3730718 | 297843 | 1991145 | 698942 | 4568567 |
| 13.CORK/WOOD MFG.(EXCL FURNITURE) | KG | 6890029 | 676421 | 14375446 | 1334576 | 9374148 | 720151 | 18352520 | 1369107 |
| 14.PAPER&PAPER BOARD & MANF. THEREOF | KG | 36545812 | 5146988 | 76351362 | 10894414 | 55530910 | 6270988 | 108939999 | 12349326 |
| 15.CEMENT | MT | 7127 | 61032 | 28172 | 259400 | 21843 | 114471 | 46277 | 252801 |
| 16.PREFABRICATED BUILDG,SANITRY,PLG | -- | | 965651 | | 2001687 | | 1175936 | | 2577391 |
| 17.FOOTWEAR | PAIR | 1237191 | 1039100 | 3013011 | 2060353 | 1395447 | 1078031 | 3225986 | 2038034 |
| 18.PROFESSIONAL,SCIENTFIC & CONTROL | -- | | 6087018 | | 13823958 | | 5404442 | | 11930693 |
| 19.PHOTO EQPT, OPTICAL GOODS N.E.S. | -- | | 654761 | | 1286306 | | 565099 | | 1363461 |
| 20.PRINTED MATTERS | -- | | 474562 | | 1120988 | | 305473 | | 2210797 |
| 21.ARTICLES N.E.S. OF PLASTICS | KG | 2267561 | 1269833 | 5010001 | 2784657 | 3800349 | 1448017 | 6916886 | 2997535 |
| 22.BABY CARRIAGES, TOYS GAMES ETC. | -- | | 573959 | | 1260516 | | 694835 | | 1500282 |
| 23.OFFICE STATIONERY SUPPLY N.E.S | -- | | 464456 | | 903038 | | 348800 | | 631633 |
| 24.JEWELLERY OFGOLD/SILVERSMITH WEAR | -- | | 120640 | | 293434 | | 118567 | | 216753 |
| 25.MUSICAL INSTRUMENTS AND PARTS | -- | | 503227 | | 2562018 | | 1698869 | | 2937564 |
| 26.ARTICLES & MFG. OF CAVING ETC. | -- | | 140465 | | 260788 | | 113444 | | 219841 |
| 27.GOLD.NON-MENETART NOT ORE/CONCEN | GM | 47229 | 306107 | 86229 | 521664 | 32865 | 152435 | 71149 | 329112 |
| ALL OTHER ITEMS | -- | | 30362998 | | 62639655 | | 34911668 | | 71437240 |

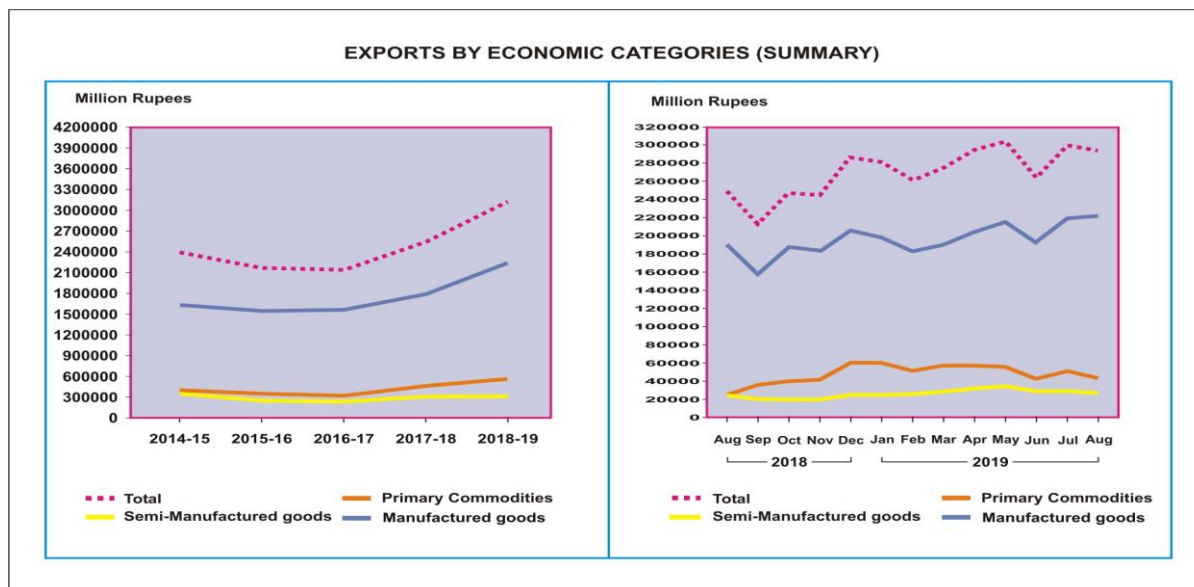
10.8 Exports by Economic Categories (Summary)

(Million Rupees)

| Year/Month | Total | Primary Commodities | Semi-manufactured Goods | Manufactured Goods |
|------------|-------------|---------------------|-------------------------|--------------------|
| 2014-15 | 2,397,513.0 | 402,750.3 | 352,073.7 | 1,642,689.0 |
| 2015-16 | 2,166,846.4 | 356,583.9 | 254,329.3 | 1,555,933.1 |
| 2016-17 | 2,138,185.6 | 331,040.1 | 246,319.2 | 1,560,826.3 |
| 2017-18 | 2,555,043.3 | 454,350.7 | 307,567.4 | 1,793,125.2 |
| 2018-19 | 3,128,229.7 | 567,875.9 | 307,322.3 | 2,253,031.6 |
| 2018 Aug | 249,239.6 | 34,479.1 | 24,510.5 | 190,250.0 |
| Sep | 213,771.1 | 35,833.0 | 20,045.2 | 157,892.9 |
| Oct | 247,216.6 | 39,834.6 | 19,704.1 | 187,677.9 |
| Nov | 245,484.1 | 41,107.9 | 19,817.2 | 184,559.0 |
| Dec | 286,802.4 | 61,607.7 | 24,544.1 | 200,650.6 |
| 2019 Jan | 282,179.2 | 60,737.6 | 23,657.5 | 197,784.1 |
| Feb | 260,592.0 | 52,237.6 | 25,791.3 | 182,563.1 |
| Mar | 274,761.2 | 57,502.8 | 27,851.9 | 189,406.7 |
| Apr | 294,883.1 | 58,523.9 | 32,196.4 | 204,162.8 |
| May | 305,303.2 | 55,416.5 | 34,288.1 | 215,598.6 |
| Jun | 264,344.7 | 42,740.2 | 28,639.8 | 192,964.7 |
| Jul | 299,588.3 | 51,021.5 | 29,022.2 | 219,544.5 |
| Aug | 293,717.8 | 43,697.6 | 27,782.3 | 222,238.0 |

Note: Total may not tally due to rounding of figures.

* : Provisional



10.9 Export by Economic Categories (Details)

| (In Thousand Rupees) | | | | |
|--|-------------|----------------------|-------------|----------------------|
| Commodities | Aug., 2019 | Cuml. From July,2019 | Aug., 2018 | Cuml. From July,2018 |
| GRAND TOTAL | 293,717,813 | 593,306,126 | 249,239,603 | 452,892,112 |
| A. PRIMARY COMMODITIES: | 43,697,602 | 94,719,140 | 34,479,088 | 62,333,880 |
| RAW COTTON (INCLUDING LINTER & WASTE) | 922,137 | 2,196,097 | 500,401 | 724,111 |
| RAW WOOL (INCLUDING ANIMAL HAIR) | 19,714 | 42,719 | 71,412 | 146,391 |
| FISH | 2,937,926 | 5,705,642 | 2,172,920 | 3,643,594 |
| RICE | 21,869,310 | 52,768,685 | 13,978,124 | 27,781,236 |
| HIDES & SKINS (INCLUDING FUR SKINS) | 5,815 | 18,008 | 13,281 | 17,732 |
| FRUITS & VEGETABLES | 6,793,886 | 15,051,540 | 5,404,584 | 10,086,889 |
| SPICES | 804,113 | 1,757,099 | 675,045 | 1,233,950 |
| TOBACCO UN-MANUFACTURED | 205,748 | 228,006 | 35,821 | 41,643 |
| OTHER PRIMARY COMMODITIES | 10,138,953 | 16,951,344 | 11,627,500 | 18,658,334 |
| B. SEMI-MANUFACTURES: | 27,782,250 | 56,804,494 | 24,510,557 | 50,786,916 |
| COTTON YARN | 17,749,339 | 33,224,635 | 13,220,956 | 27,813,426 |
| LEATHER | 2,959,135 | 5,829,240 | 2,780,199 | 5,075,356 |
| MOLASSES | 13,275 | 16,503 | 380,349 | 497,093 |
| OIL CAKES | 345,913 | 570,462 | 571,655 | 1,032,253 |
| AGAR, AGAR DUST & WOOD | | | | |
| HENNA LEAVES & POWDER | 22,227 | 97,356 | 11,458 | 23,565 |
| OTHER SEMI MANUFACTURES | 6,692,361 | 17,066,298 | 7,545,939 | 16,345,223 |
| C. MANUFACTURED GOODS: | 222,237,961 | 441,782,492 | 190,249,958 | 339,771,316 |
| COTTON THREAD | 22,161 | 44,206 | 3,780 | 12,179 |
| COTTON FABRICS WOVEN | 27,916,032 | 51,272,413 | 25,024,553 | 42,898,542 |
| TEXTILE FABRICS (OTHER THAN COTTON FABS) | 4,463,023 | 8,609,413 | 3,580,043 | 6,097,616 |
| WOOLLEN CARPETS | 913,337 | 1,692,918 | 653,939 | 1,404,473 |
| TAPESTRIES | | | | |
| MANUFACTURE OF LEATHER | 9,066,188 | 16,742,749 | 6,660,662 | 13,443,013 |
| FOOTWEAR | 2,031,462 | 4,087,610 | 1,486,608 | 2,764,217 |
| SPORTS GOODS (EXCLUDING INDOOR GAMES) | 2,845,849 | 5,299,874 | 1,963,767 | 3,632,887 |
| TOBACCO MANUFACTURED | 120,347 | 243,248 | 16,847 | 46,311 |
| MEDICAL INSTRUMENT N.E.S. | 39,995 | 65,337 | 25,609 | 88,419 |
| FRUIT & VEGETABLE PREPARATIONS | 530,454 | 1,342,199 | 429,454 | 1,025,791 |
| FISH PREPARATIONS | 35,592 | 59,391 | 20,762 | 22,919 |
| CEREAL PREPARATIONS | 533,076 | 980,576 | 563,682 | 863,417 |
| GUAR PRODUCTS | 431,850 | 942,026 | 455,034 | 783,097 |
| FLOUR & MEAL OF OIL SEEDS | 32,162 | 74,524 | 1,402 | 1,402 |
| FISH MEAL & MEAT MEAL | 4,008 | 119,978 | 55,427 | 88,650 |
| PETROLEUM PRODUCTS | 939,579 | 1,771,513 | 4,050,251 | 5,910,049 |
| CHEMICAL & CHEMICAL PREPARATIONS | 11,721,320 | 25,755,872 | 12,396,805 | 22,413,815 |
| MACHINERY & TRANSPORT EQUIPMENT | 1,923,805 | 4,769,460 | 1,932,878 | 3,786,334 |
| ARTICLES OF APPAREL AND CLOTHING | | | | |
| ACCESSORIES (INCLUDING HOSIERY) | 81,190,127 | 159,744,853 | 62,361,498 | 113,515,135 |
| OTHER MANUFACTURED GOODS | 77,477,594 | 158,164,330 | 68,566,956 | 120,973,049 |

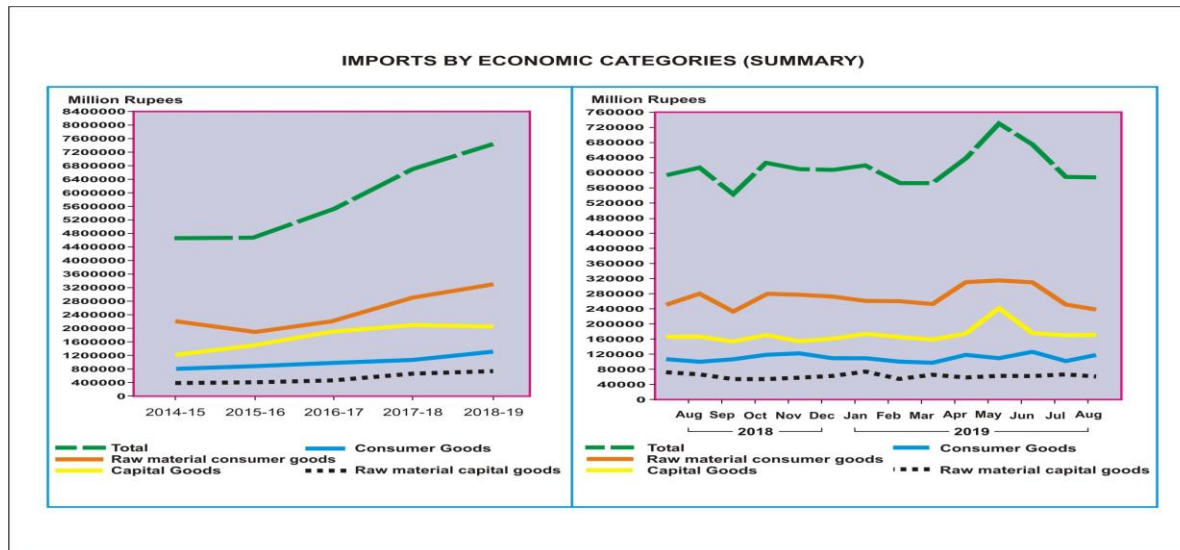
10.10 Imports by Economic Categories (Summary)

(Million rupees)

| Year/Month | Total | Consumer goods | Raw material | | Capital goods |
|------------|-------------|----------------|----------------|---------------|---------------|
| | | | Consumer goods | Capital goods | |
| 2014-15 | 4,644,151.6 | 807,979.7 | 2,214,663.6 | 388,166.9 | 1,233,341.4 |
| 2015-16 | 4,658,748.9 | 870,976.8 | 1,887,884.5 | 417,209.9 | 1,482,677.7 |
| 2016-17 | 5,539,720.6 | 981,732.9 | 2,199,168.9 | 470,890.9 | 1,887,927.9 |
| 2017-18 | 6,694,896.7 | 1,070,539.0 | 2,878,787.6 | 660,986.3 | 2,084,584.0 |
| 2018-19 | 7,443,253.3 | 1,331,779.5 | 3,301,354.3 | 747,761.1 | 2,062,358.3 |
| 2018 Aug | 614,125.7 | 100,034.9 | 280,276.7 | 67,014.4 | 166,799.7 |
| Sep | 545,495.8 | 106,902.7 | 235,590.4 | 53,902.6 | 149,100.1 |
| Oct | 626,030.9 | 119,406.3 | 281,160.6 | 54,574.4 | 170,889.6 |
| Nov | 611,629.9 | 122,541.6 | 276,761.7 | 57,997.3 | 154,329.3 |
| Dec | 609,595.6 | 109,445.8 | 272,431.7 | 63,292.4 | 164,425.6 |
| 2019 Jan | 619,586.3 | 111,415.7 | 260,668.9 | 73,564.2 | 173,937.5 |
| Feb | 574,036.1 | 100,030.1 | 252,870.7 | 55,353.7 | 165,731.7 |
| Mar | 572,815.3 | 96,542.1 | 252,206.4 | 65,268.2 | 158,798.7 |
| Apr | 665,417.5 | 119,360.6 | 311,272.8 | 59,113.9 | 175,670.2 |
| May | 730,961.8 | 111,609.9 | 315,738.3 | 63,078.8 | 240,534.8 |
| Jun | 675,730.7 | 126,889.4 | 310,995.2 | 61,865.4 | 175,980.7 |
| Jul | 589,738.6 | 101,133.0 | 251,837.5 | 66,457.0 | 170,311.1 |
| Aug | 588,069.9 | 116,816.2 | 238,964.3 | 60,476.9 | 171,812.5 |

Note: Total may not tally due to rounding of figures.

* : Provisional



10.11 Imports by Economic Categories (Detail)

(In Thousand Rupees)

| Items | Aug., 2019 | From July, 2019 | Aug., 2018 | From July, 2018 |
|---------------------------------------|------------------|-------------------|---------------------|-------------------|
| GRAND TOTAL | 588069890 | 1177808452 | 614125706*** | 1211953312 |
| 1. CONSUMER GOODS TOTAL | 116816167 | 217949198 | 100034876* | 207585535 |
| 010121 HORSES | | 513 | 949 | 2104 |
| 010190 OTHER LIVE ANIMALS | 24 | 156 | 1198 | 1198 |
| 010410 SHEEP LIVE | 2886 | 2886 | 227572 | 296727 |
| 010511 FOWLS OF SPECIES WT UPTO 185G | 163844 | 487555 | 233247 | 377941 |
| 010513 DUCKS, WEIGHT UPTO 185 GRAM | 136 | 136 | | |
| 010514 GEESE,WEIGHT UPTO 185 GRAMS | 196 | 196 | | |
| 010594 OTH FOWLS OF THE SPE (CHICKEN) | 154 | 212 | | |
| 020110 CARCASSES BOV ANIMAL FR/CHILL | | 237 | | |
| 020120 OTH CUT WITH BONE BOVIN ANIMAL | 1180 | 1180 | | |
| 020130 MEAT OF BOV ANIM F/CH BON LESS | 1520 | 2602 | 81 | 162 |
| 020220 OTH CUTS WITH BONE IN,BOV FROZ | | | | 119 |
| 020230 MEAT BOV ANIMAL FROZE BONELESS | 11168 | 45752 | 15999 | 66308 |
| 020422 O,CUTS OF SHEEP,FR/CHI BONE IN | 223 | 223 | | |
| 020423 OTH BONELESS MEAT OF SHEEP F/C | | | | 45 |
| 020442 OTH CUTS OF SHEEP FROZ BONE IN | | | | 541 |
| 020610 EDIBLE OFFAL OF BOV ANIMAL F/C | 20701 | 46710 | 56802 | 94160 |
| 020622 LIVERS OF BOV ANIMALS FROZEN | | 4325 | 6154 | 6154 |
| 020629 O, EDIBLE OFFAL BOV ANI FROZEN | 76 | 7538 | 2906 | 6682 |
| 020680 OTH EDIBLE OFFAL OF ANIM FR/CH | 14 | 14 | | |
| 020714 CUTS & OFFAL OF FOWLS FROZEN | | 2557 | 10628 | 15116 |
| 021099 OTH EDI FLOUR/MEAL OF MEAT/OFL | | | | 1385 |
| 030111 ORNAMENTAL FISH | 2349 | 5469 | 3629 | 6301 |
| 030199 OTHER LIVE FISH | 1491 | 2464 | 967 | 3622 |
| 030214 ATLANTIC SALMON F/CH EX.FILLET | 3130 | 6472 | | |
| 030219 OTH SALMO FISH,EXCL LIVER F/CH | | | | 13 |
| 030229 O.FLAT FISH,EX.LIVER&ROES.F/CH | | 270 | 153 | 207 |
| 030319 O.SALMONIDAE FROZ,EX.LIVER&ROE | 16 | 16 | | |
| 030339 OTH FLAT FISH,EXCL LIVERS FROZ | | | 6844 | 13338 |
| 030441 FRESH/CHILLED FILLETS OTH FISH | | | 927 | 1639 |
| 030451 OTH FILLETS OF TILAPIAS.FR/CH | 31450 | 31450 | 14719 | 29794 |
| 030462 FROZE FILLET/MEAT.CATFISH FISH | 26012 | 26012 | 15085 | 34812 |
| 030483 FROZEN FILLET/MEAT.FLAT FISH | | | | 218 |
| 030487 FROZEN FILLETS/MEAT OF TUNAS | | | | 4 |
| 030611 ROCK LOBSTER&SEA CRAWFISH FROZ | | | 548 | 642 |
| 030617 OTHER SHRIMPS & PRAWNS FROZEN | 3222 | 6906 | | 396 |
| 030636 OTHER SHRIMPS&PRAWNS.NOT-FROZ | 396 | 504 | | |
| 030732 MUSSELS FROZEN | | 11 | | |
| 040110 MILK&CREAM OF A FAT UPTO 1% | | 757 | 4929 | 6249 |
| 040120 MILK & CREAM OF A FAT 1% TO 6% | | 11129 | 12560 | 28358 |
| 040150 MILK & CREAM.FAT-EXCEEDING-10% | | 310 | | 3292 |
| 040210 MILK&CREAM IN POWDER FAT 1.5% | 777180 | 1301309 | 732889 | 1624471 |
| 040221 MILK&CREAM IN POWDER>1.5% FAT | 7979 | 15582 | 29039 | 35738 |
| 040229 OTH,MILK&CREAM IN POWDER>1.5% | 13 | 309 | 2954 | 3063 |
| 040291 OTH MILK/CREAM NOT SOLID/SWEET | 3819 | 7653 | 4945 | 7203 |
| 040299 OTH MILK/CREAM SOLID,SWEETEND | 9400 | 21238 | 20268 | 50602 |
| 040310 YOGURT | 71 | 3387 | 2759 | 5600 |
| 040390 BUTTER MILK,CURDLED MILK/CREAM | | 28 | | |
| 040410 WHEY AND MODIFIED WHEY CON SUG | 140997 | 399834 | 160121 | 321075 |
| 040490 OTH PRODUCT CONSIST NATUR MILK | 47546 | 66738 | 48229 | 73443 |
| 040510 BUTTER | 13789 | 38513 | 25199 | 36408 |
| 040520 DAIRY SPREADS | 1670 | 9573 | | 22 |
| 040590 OTH FATS&OIL DERIVED FR MILK | | 222 | 149 | 1040 |
| 040610 FRESH CHEESE INCL WHEY,CURD | 4129 | 17750 | 31217 | 89221 |
| 040620 GRATED OR POWDER CHEESE | 30445 | 54196 | 64442 | 120708 |
| 040630 PROCESSED CHEESE NOT GRATED | 34954 | 123506 | 67950 | 101725 |
| 040690 OTHER CHEESE | 238 | 19767 | 2474 | 5737 |

Contd.

10.11 Imports by Economic Categories (Detail)

(In Thousand Rupees)

| Items | Aug., 2019 | From July, 2019 | Aug., 2018 | From July, 2018 |
|--|------------|-----------------|------------|-----------------|
| 040711 FERTILIZED EGGS FOR INCUBATION | 605 | 125646 | 32850 | 90482 |
| 040719 FERTILIZED EGGS OF OTHER BIRDS | | | | 91 |
| 040729 OTH FRESH EGGS OF OTHER BIRDS | | | | 162 |
| 040790 OTH BIRD EGG IN SHELL FR/COOKED | 46 | 46 | | |
| 040811 EGG YOLKS,DRIED | 452 | 3126 | 2311 | 8590 |
| 040819 EGG YOLKS,OTHER THAN DRIED | | | 14595 | 14595 |
| 040891 OTH BIRDS,EGG,NOT IN SHELL DRY | 44 | 44 | | 37015 |
| 040900 NATURAL HONEY | 6986 | 9100 | 11749 | 36445 |
| 041000 EDIBLE PRODUCT OF ANIMAL ORIGN | 49 | 49 | 533 | 936 |
| 070190 POTATOES,FRESH OR CHILLED | 273 | 273 | | 13 |
| 070200 TOMATOES,FRESH OR CHILLED | 1430576 | 1521421 | 1426923 | 1552139 |
| 070310 ONIONS AND SHALLOTS | 309666 | 427176 | 154380 | 166891 |
| 070320 GARLIC | 551292 | 964657 | 417937 | 489185 |
| 070490 OTH;EDIBLE BRASSICAS,FRESH/CHI | 910 | 910 | | 92 |
| 070511 CABBAGE LETTUCE(H-LETUC)SALAD | | 17072 | | |
| 070519 OTHER; LETTUCE | | | | 86 |
| 070610 CARROTS AND TURNIPS | | | | 569 |
| 070690 OTH SALAD.BEETROOT,RADISH ETC | | | | 10 |
| 070700 CUCUMBERS&GHERKINS,FRESH/CHL | 609842 | 1283515 | 321966 | 694370 |
| 070951 MUSHROOMS,FRESH OR CHILLED | | | 1096 | 1096 |
| 070959 OTH MUSHROOMS&TRUFFL FRESH/CH | | | | 131 |
| 070960 FRUIT OF GENUS CAPSICUM F/CHLL | 1489 | 1489 | | |
| 070999 OTH VEGETABLES FRESH/CHILLED | 4958 | 6894 | 290 | 2757 |
| 071021 PEAS(PISUM SATIVUM),FROZEN | | | 1580 | 1580 |
| 071030 SPINACH,NEWEALAND SPINACH FROZ | | | 187 | 187 |
| 071040 SWEET CORN, FROZEN | 6284 | 9902 | 4463 | 5755 |
| 071080 OTHER VEGETABLES,FROZEN | 1403 | 2323 | 2047 | 3986 |
| 071090 MIXTURE OF VEGETABLES,FROZEN | | | 105 | 3129 |
| 071151 MUSHROOMS OF GENUS AGARICUS | 1249 | 1249 | | |
| 071159 OTH MUSHROOMS & TRUFFLES | | 212 | | |
| 071190 OTH VEGETABLES, PRESERVED | | | | 2361 |
| 071220 ONION; WHOLE DRIED,CUT | 13951 | 27502 | 13872 | 33348 |
| 071231 MUSHROOM GENUS AGARICUS DRIED | | | | 678 |
| 071239 OTH TRUFFLE DRYCUT WHOLE SLIC | 11446 | 47472 | 6247 | 8890 |
| 071290 OTH VEGETABLE MIXTURE DRIED | 35775 | 35952 | 4432 | 13417 |
| 071310 PEAS DRIED SHELLED | 615380 | 1585858 | 674276 | 2293974 |
| 071320 CHICK PEAS DRIED SHELLED | 3422378 | 7548182 | 3653982 | 7139279 |
| 071331 BEANS OF SPECIES VIGNA MUNGO | | 6956 | 10254 | 10254 |
| 071333 KIDNEY BEANS,INCL WHITE BENAS | 509845 | 846895 | 599119 | 1128875 |
| 071339 OTHER BEANS | 9474 | 72138 | 29690 | 70668 |
| 071340 LENTILES | 1204970 | 2225924 | 819107 | 1710975 |
| 071350 BROAD BEANS & HORSE BEAN | 9905 | 18863 | 11977 | 20628 |
| 071390 OTH DRIED LEGUMINOUS VEGETABLE | 475581 | 1796533 | 268905 | 635999 |
| 071430 YAMS FRESH,CHILLED,FROZEN/DRIE | | 81 | | |
| 080111 DESICCATED, COCONUTS | 74302 | 158270 | 56879 | 130204 |
| 080112 COCONUT IN THE INNER SHELL | 63876 | 97998 | 932 | 4087 |
| 080119 OTHER COCONUTS | | | 30287 | 47405 |
| 080132 CASHEW NUT SHELLED | | 3 | | |
| 080211 ALMOND IN SHELL | 2787 | 18012 | 3959 | 13101 |
| 080212 ALMOND,SHELLED (GIRI). | | 1243 | 22 | 4475 |
| 080221 HAZEL NUTS,IN SHELL | | 11 | 17 | 60 |
| 080222 HAZEL NUTS,SHELLED | | 180 | | |
| 080231 WALNUTS IN SHELL(AKHROTE) | 54044 | 92089 | 68649 | 116533 |
| 080232 WAL NUTS SHELLED(AKHROTE) | | | 444 | 448 |
| 080251 PISTACHIO IN SHELL | 14481 | 18823 | 11533 | 22987 |
| 080252 PISTACHIO SHELLED | | 1446 | | 1385 |
| 080280 ARECA(BETAL NUTS) | 1197 | 1197 | | |
| 080290 OTHER EDIBLE NUTS | 2610 | 4523 | 847 | 976 |
| 080410 DATES | 7144 | 8912 | 10009 | 26261 |
| 080420 FIGS | 2014 | 3269 | 39 | 80 |
| 080510 ORANGES | 499 | 499 | | |

Contd.

10.11 Imports by Economic Categories (Detail)

(In Thousand Rupees)

| Items | Aug., 2019 | From July, 2019 | Aug., 2018 | From July, 2018 |
|--|------------|-----------------|------------|-----------------|
| 080550 LEMONS AND LIMES | 405 | 405 | | |
| 080610 GRAPES, FRESH | 1042794 | 1194388 | 1387838 | 1622006 |
| 080620 GRAPES, DRIED | 9707 | 15051 | 3156 | 6388 |
| 080711 WATERMELONS | 24210 | 57388 | 27986 | 66104 |
| 080719 OTHER MELONS | 83726 | 95972 | 2181 | 2181 |
| 080810 APPLE, FRESH | 13756 | 43933 | | |
| 080910 APRICORTS;FRESH(KHUBANI) | 609971 | 1773682 | 175127 | 1087844 |
| 080929 OTHER FRESH CHERRIES | | | | 891 |
| 080940 PLUMS AND SLOES | | | | 465 |
| 081090 OTHER FRESH FRUITS | 9235 | 9235 | 4029 | 4029 |
| 081120 RASBERRY,BL.BERRY MULBERRY FRZ | | | 92 | 181 |
| 081190 OTHER FRUITS AND NUTS,FROZEN | | | | 86 |
| 081290 OTH FRUIT/NUTS PRESERVED PROVI | 3517 | 3517 | | 118 |
| 081310 APRICOTS DRIED | 10104 | 25500 | 2278 | 3342 |
| 081320 PRUNES DRIED | 3272 | 11608 | 663 | 4706 |
| 081330 APPLES DRIED | | | 2981 | 2981 |
| 081340 OTHER DRIED FRUITS | 51446 | 92533 | 40775 | 68422 |
| 081350 MIXTURE OF NUTS,DRIED FRUITS | | | 101 | 101 |
| 090111 COFFEE NOT ROAST,NOT DECAFEINE | 624 | 624 | | |
| 090112 COFFEE NOT ROAST,DECAFFEINATED | | | | 9 |
| 090121 COFFEE,ROAST,NOT DECAFFEINATED | 1330 | 12609 | 8104 | 13150 |
| 090122 COFFEE ROASTED,DECAFFEINATED | 23 | 23 | | |
| 090190 OTH COFFEE HUSKS/SKIN/COFE SUB | 63 | 1021 | 135 | 232 |
| 090210 GREEN TEA PACK < 3 KG | | 8 | 9431 | 23532 |
| 090220 OTHER GREEN TEA(NOT FERMENTED) | 119366 | 279150 | 136824 | 298921 |
| 090230 BLACK TEA & PARTLY FERMENT TEA | | 52 | 589 | 2049 |
| 090240 OTH BLACK TEA,OTH PARTLY F.TEA | 4744436 | 10062469 | 5954388 | 12201683 |
| 090411 PEPPER,NEITHER CRUSH NOR GROND | 144557 | 486064 | 181841 | 354890 |
| 090412 PEPPER CRUSHED OR GROUND | | 207 | | 43 |
| 090421 FRUIT OF GENUS CAPSICUM DRIED | 751 | 1899 | 5382 | 6106 |
| 090422 FRUIT OF GENUS CRUCHED/GROUND | 19469 | 52400 | 3377 | 21312 |
| 090611 CINNAMON NOT CRUSHED OR GROUND | 2572 | 9970 | 899 | 2849 |
| 090619 OTHER CINNAMON | 256541 | 534545 | 91064 | 216733 |
| 090620 CINNAMON & TREE FLOWER,CRUSHED | | | | 22 |
| 090710 CLOVES NEITHER CRUSHED/GROUND | 63898 | 171400 | 76760 | 127556 |
| 090811 NUTMEG NEITHER CRUSHED/GROUND | 13518 | 38759 | 18560 | 29040 |
| 090821 MACE NEITHER CRUSHED/GROUND | 7544 | 19076 | 16030 | 19694 |
| 090831 CARDAMOMS NITHER CRUSHED/GRO | 131908 | 282110 | 108643 | 325319 |
| 090832 CARDAMOMS CRUSHED & GROUND | 6737 | 8209 | 1304 | 1304 |
| 090921 SEEDS-CORIANDER NITHER CRU/GRO | 31834 | 100962 | 47276 | 96308 |
| 090922 SEEDS-CORIANDER CRUSHED/GROUND | | | | |
| 090931 SEEDS OF CUMIN (WHITE ZEERA) | 22573 | 114778 | 50577 | 114436 |
| 090932 SEEDS CUMIN.CRUSH/GRO(W.ZEERA) | | 302 | | 24 |
| 090961 CARAWAY,ANISE,FENL.,JUNI.N-CR/G | 30607 | 89456 | 26881 | 41216 |
| 091011 GINGER NEITHE CRUSHED/GROUND | 1296980 | 2325305 | 1202363 | 2158621 |
| 091012 GINGER. CRUSHED OR GROUND | | | 1724 | 1724 |
| 091030 TURMERIC (CURCUMA) | 1824 | 23730 | 15709 | 22052 |
| 091091 MIXTU OF PROD H-09.04 TO 09.10 | 5124 | 34443 | 24834 | 47246 |
| 091099 OTHER SPICES | 8186 | 12190 | 7102 | 8210 |
| 100310 BARLEY SEED | 1629 | 30273 | | |
| 100390 OTHER BARLEY | | 36192 | 111833 | 123763 |
| 100410 OATS SEED | 7260 | 9668 | | |
| 100490 OTHER OATS | | 563 | | |
| 100510 SEED, MAIZE | 216212 | 500898 | 55684 | 655970 |
| 100590 OTHER MAIZE (CORN) | 18295 | 18295 | 66810 | 70053 |
| 100610 RICE IN HUSK (PADDY OR ROUGH) | | | | 13725 |
| 100620 HUSKED (BROWN) RICE | | | | 164 |
| 100630 SEMI/WHOLLY MILLED RICE/POLIS | | 486 | 239 | 1037 |
| 100821 MILLET (BAJRA) | 2427 | 46798 | 7982 | 124630 |
| 100829 OTHER MILLET (BAJRA) | 323 | 323 | 11199 | 39695 |
| 100830 CANARY SEED | 7497 | 12976 | | |

Contd.

10.11 Imports by Economic Categories (Detail)

(In Thousand Rupees)

| Items | Aug., 2019 | From July, 2019 | Aug., 2018 | From July, 2018 |
|--|------------|-----------------|------------|-----------------|
| 100890 OTHER CEREALS | 18469 | 31726 | | 31 |
| 110100 WHEAT OR MESLIN FLOUR | | | 5729 | 10094 |
| 110220 MAIZE (CORN) FLOUR | | 30 | | 298 |
| 110290 OTHER CEREAL FLOUR | 3901 | 3901 | | 67 |
| 110313 GROATS&MEAL OF MAIZE (CORN) | 2783 | 2783 | 4153 | 4244 |
| 110319 GROATS AND MEAL OF OTH CEREAL | | | 91 | 91 |
| 110320 PELLETS OF OTHER CEREALS | 2790 | 2790 | | |
| 110412 ROLLED OR FLAKED, OATS. | 14228 | 22481 | 4172 | 12887 |
| 110422 OTHER WORKED GRAIN OF OATS | | 26 | 9962 | 19304 |
| 110430 GERM OF CEREALS,WHOLE,ROL,FLAK | | 19 | | |
| 110510 FLOUR,MEAL&POWDER OF POTATOES | 60989 | 122254 | 55941 | 123469 |
| 110520 FLAKE,GRANULE/PELLETS POTATOES | 11729 | 35033 | 3990 | 11691 |
| 110630 FLOUR,MEAL POWDER PRD CHAPT-8 | | 880 | | |
| 110710 MALT NOT ROASTED | | | | 18178 |
| 121120 GINSENG ROOTS | | 965 | | |
| 121229 OTHER SEAWEDS& OTHER ALGAE | | | 5035 | 5035 |
| 121293 SUGAR CANE | | 2 | | |
| 121299 OTHER FRUIT STONE&KERNELS/VEG | | | 829 | 829 |
| 121410 LUCERNE (ALFALFA) MEAL&PELLETS | | | 4645 | 4645 |
| 130120 GUM ARABIC | 6961 | 26115 | 396 | 50104 |
| 160232 OTH PREP/PRESV MEAT OF FOWLS | 11763 | 37991 | 21851 | 68080 |
| 160239 OTH PREP/PRESV,MEAT OTH POLTRY | 15908 | 15908 | 9067 | 14398 |
| 160250 OTH PREP/PRES MEAT BOVIN ANIML | 845 | 845 | 1025 | 1732 |
| 160411 SALMON,FISH,WHOLE/PIE NOT MICE | 227 | 516 | 666 | 1357 |
| 160413 SARDINE,BRISL/SPRAT W/P N-MINC | | | | 22 |
| 160414 TUNAS,SKIPJACK,BONITO,WHOLE/PC | | 1440 | 10 | 1113 |
| 160415 MACKERAL,WHOLE/DIECE NOT MINCE | | 7 | | |
| 160416 ANCHOVIES,WHOLE/PIECE NOT MINC | | 1 | | |
| 160417 EELS,WHOLE/PIECE NOT MINC | | | | 6 |
| 160419 OTH FISH,WHOLE/PIECE NOT MINCE | 1749 | 8415 | 1993 | 7326 |
| 160420 OTH FISH PREPARED PRESERVED | 14 | 14 | 1561 | 1602 |
| 160510 CRAB,PREPARED OR PRESERVED. | | | | 24 |
| 160555 OCTOPUS PREPARED OR PRESERVED | | | 6 | 6 |
| 160561 OTH SEA CUCUMBER.PREPA/PRESERV | 69296 | 69296 | | |
| 170191 O.CANE/BEET SUGAR CON.FLAV/COL | | | 660 | 660 |
| 170199 OTH CANE/BEET SUGAR PURE SUC | 37616 | 73915 | 17355 | 60044 |
| 170211 LACTOSE & LACTOSE SYRUP WT 99% | 271809 | 427519 | 113577 | 319495 |
| 170219 OTH,LACTOSE AND LACTOSE SYRUP | 407 | 420 | | 2165 |
| 170230 GLUS SYP,DRY STAT FRVCT <20% | 61950 | 158365 | 119916 | 220851 |
| 170240 GLUCOSE/GLUCOSE SYRUP<20% FRUC | | | 1085 | 1085 |
| 170250 CHEMICALLY PURE FRUCTOSE | 886 | 1313 | 2573 | 2573 |
| 170260 OTH FRUCTOS SYP,50% WT OF FRAC | | 2648 | 1442 | 1442 |
| 170290 OTH SUGAR INCL INVERT SUGAR | 73822 | 118852 | 36318 | 106004 |
| 170310 CANE MOLASSES | 548 | 548 | | |
| 170410 CHEWING GUM,WH/NOT SUGA COATED | 3096 | 8733 | 20636 | 29777 |
| 170490 OTH SUGAR CONFECTION CON COCA | 9677 | 37025 | 50205 | 137947 |
| 180310 COCOA PASTE,NOT DEFATTED(LICOR | 66511 | 66511 | 26221 | 59786 |
| 180400 COCOA,BUTTER,FAT AND OIL | 17057 | 86210 | 105366 | 161088 |
| 180500 COCOA POWDER,NOT CON ADDED SUG | 212380 | 425669 | 169328 | 255994 |
| 180610 COCOA POWDER,CON ADDED SUGAR | | 5540 | 1673 | 4872 |
| 180620 OTH PREPA WT2KG,PAS,BLOCK SLAB | 34581 | 191357 | 118329 | 226890 |
| 180631 OTH FOOD PREP COCOA BARS FILD | 14 | 10618 | 5204 | 23708 |
| 180632 OTH FOOD PREP COC BAR NOT FILD | | 502 | 1401 | 1401 |
| 180690 OTH,FOOD PREP CONT COCOA LIQUID | 22476 | 105495 | 98143 | 245323 |
| 190110 FOOD PREP FOR INFANT USE | 822699 | 1477822 | 1335132 | 2215866 |
| 190120 MIXES&DOUGHS FOR PREP BAKER | 13713 | 27703 | 6138 | 18316 |
| 190190 OTH FOOD PREP OF FLOUR,MEAL | 392634 | 606775 | 368061 | 726694 |
| 190219 OTHER,UNCOOKED PASTA. | 4332 | 9116 | 1796 | 4987 |
| 190230 OTHER PASTA | 4993 | 11485 | 2003 | 3884 |
| 190240 COUSCOUS WHETHER OR NOT PREPARE | | | 2 | 10 |
| 190300 TAPIOCA&SUBSTI PRE FRM STARCH | 6996 | 13057 | 4010 | 16549 |

Contd.

10.11 Imports by Economic Categories (Detail)

(In Thousand Rupees)

| Items | Aug., 2019 | From July, 2019 | Aug., 2018 | From July, 2018 | |
|--------|--------------------------------|-----------------|------------|-----------------|--------|
| 190410 | PREP FOOD,SWLL/ROAS OF CEREALS | 16576 | 58619 | 31819 | 72243 |
| 190420 | PREP FOOD UNROAST CEREAL FLAKE | | 65 | | 15 |
| 190490 | OTH PREP FOOD OBTAIN BY CEREAL | 1578 | 3328 | 23316 | 30912 |
| 190510 | CRISPBREAD AND BUNS | | | | 318 |
| 190531 | SWEET BISCUITS | 2147 | 32610 | 10795 | 26464 |
| 190532 | WAFFELS AND WAFERS | 4064 | 13266 | 6304 | 17518 |
| 190540 | RUSK,TOASTED BREAD & PRODUCTS | 659 | 6696 | 4951 | 5281 |
| 190590 | OTHER BAKERY PRODUCTS | 15524 | 73947 | 39429 | 105222 |
| 200110 | CUCUMBER,GHERKINS PREP/PRESERV | 387 | 593 | 677 | 677 |
| 200190 | OTH VEG FRUIT,NUT,PRES VIN/ACE | 3245 | 13559 | 7412 | 16328 |
| 200210 | TOMATOES,WHOLE/PIECE,PREP/PRSV | | 404 | 795 | 875 |
| 200290 | OTH,TOMATO/PRE/PRS O/TH VINGER | 138953 | 203245 | 66459 | 150793 |
| 200310 | MUSHROOM,PREP/PRSV O/TH VINHER | 5168 | 9442 | 8907 | 21785 |
| 200390 | OTH MUSHROOM&TRUFFLE PREPARED | 2234 | 3119 | 1742 | 2260 |
| 200410 | POTATO,PREP/PRSV,O/TH VINGERS | 96727 | 198765 | 83128 | 208942 |
| 200490 | OTH VEG MIX/VEG PREP O/TH VING | | 427 | 13 | 1115 |
| 200520 | POTATO PREP O/TH VING NOT FROZ | | 328 | 1828 | 2607 |
| 200540 | PEAS PREP O/TH VINGER NOT FROZ | 1245 | 1251 | 36 | 1618 |
| 200551 | BEAN SHELD PREP O/TH VING N/FZ | | 174 | 24 | 228 |
| 200559 | OTH BEAN PREP O/TH VING NOT FZ | | 2325 | 102 | 510 |
| 200570 | OLIVES PREP O/TH VING NOT FROZ | 17092 | 49768 | 10290 | 30618 |
| 200580 | SWEET CORN,PREP/PRESV NOT FROZ | 3009 | 10654 | 1813 | 10218 |
| 200591 | OTH VEGETABLES& MIXTURE OF VEG | | 10 | | |
| 200599 | OTH VEGE PREPARED OR PRESERVED | 738 | 1735 | 4172 | 7972 |
| 200600 | VEG,FRUIT,NUTS,PEEL PRE BY SUG | 441 | 885 | 246 | 441 |
| 200710 | HOMOGENENISED PREPARATIONS | | 1768 | 554 | 1072 |
| 200799 | OTH JAM,FRUIT,JELLY,MARMALADE | 15373 | 56289 | 1469 | 11803 |
| 200811 | GROUND NUTS,PREP/PRESERVED | | | 961 | 1000 |
| 200819 | OTH NUTS/SEED INCL MIXTURES | 25573 | 42975 | 12076 | 44995 |
| 200820 | PINEAPPLES,PREPARED/PRESERVED | 27869 | 112169 | 43669 | 98305 |
| 200830 | CITRUS FRUIT,PREPARE/PRESERVED | 5013 | 9879 | 12846 | 20653 |
| 200840 | PEARS,PREPARED OR PRESERVED | | | | 1245 |
| 200860 | CHERRIES,PREPARED OR PRESERVED | | 2696 | 405 | 1655 |
| 200870 | PEACHES,PRPARED OR PRESERVED | | | | 153 |
| 200880 | STRAWBERRIES,PREPARE/PRESERVED | | 936 | | 2804 |
| 200897 | MIXTURES OF FRUITS,NUTS&PLANTS | 88851 | 183132 | 52365 | 115155 |
| 200899 | OTH FRUITS,NUT/EDIBLE PLANTS | 32 | 7228 | 12764 | 18288 |
| 200911 | ORANGE JUICE,FROZEN | 5661 | 10141 | | 8866 |
| 200919 | OTHER ORANG JUICE | 137 | 1638 | 7744 | 15192 |
| 200929 | OTHER GRAPE FRUIT,JUICE | | | 1345 | 1345 |
| 200939 | OTH JUICE OF ANY CITRUS FRUIT | | 4569 | 903 | 1064 |
| 200949 | OTHER PINEAPPLE JUICE | 22775 | 52895 | | 40 |
| 200950 | TOMATO JUICE | | 50 | | |
| 200969 | OTHER GRAPE JUICE | 34691 | 70514 | 68748 | 165951 |
| 200979 | OTHER APPLE JUICE | | | 8768 | 35569 |
| 200989 | OTHER JUICE OF FRUIT/VEGETABLE | 12755 | 21928 | 35036 | 52651 |
| 200990 | MIXTURES OF JUICES | 2019 | 4126 | 1700 | 3057 |
| 210111 | EXTRACT,ESSENCE/CONC COFEE/PRE | 130568 | 148563 | 81426 | 143968 |
| 210112 | PREP WITH A BASIS OF EXTRA/COF | | 25 | 303 | 303 |
| 210120 | EXTACT,ESSENCE ETC OF TEA MATE | 3411 | 9543 | 951 | 4834 |
| 210210 | ACTIVE YEASTS | 50136 | 85873 | 64307 | 124885 |
| 210220 | INACTIVE YEASTS,OTH SINGL CELL | | 1664 | 141 | 6921 |
| 210230 | PREPARED BAKING POWDERS | 533 | 11047 | 8270 | 8286 |
| 210310 | SOYA SAUCE | 11548 | 22561 | 13908 | 31540 |
| 210320 | TOMATO KETCHUP/OTH TOMATOSAUCE | 2023 | 4874 | 6354 | 11947 |
| 210330 | MUSTARD FLOUR/MEAL/PREP MUSTAR | 1948 | 7398 | 2603 | 3653 |
| 210390 | OTH SAUCES PREP/MIX SEASONING | 32688 | 67185 | 59205 | 86274 |
| 210410 | SOUPS/BROTHS & PREP THEREOF | 1046 | 1178 | 889 | 2954 |
| 210420 | HOMOGENISE COMPOSITE FOOD PREP | | | 8 | 8 |
| 210500 | ICE CREAM,OTH EDIBLE ICE | 10076 | 22521 | 28132 | 35051 |
| 210610 | PROTEIN CONCENTRATE/TEXT PROTN | 124 | 15865 | 8816 | 10206 |

Contd.

10.11 Imports by Economic Categories (Detail)

(In Thousand Rupees)

| Items | Aug., 2019 | From July, 2019 | Aug., 2018 | From July, 2018 | |
|--------|---------------------------------|-----------------|------------|-----------------|----------|
| 210690 | OTH FLAVOURING POWDER/CONCT | 813674 | 1720886 | 615944 | 1136965 |
| 220110 | MINERAL WATERS/AERATED WATERS | | 4508 | 5880 | 6974 |
| 220190 | OTH,NATURAL/ARTIFICIAL WATERS | 347 | 654 | 2074 | 3905 |
| 220210 | WATER,MINERAL/AERATED WATER | 37511 | 114898 | 48477 | 133889 |
| 220291 | NON-ALCOHOLIC BEER | 55 | 680 | 1657 | 8241 |
| 220300 | 220299 | 4566 | 16404 | 22664 | 45895 |
| 220300 | BEER MADE FROM MALT | 917 | 937 | 377 | 1422 |
| 220410 | SPARKLING WINE | 667 | 667 | | 77 |
| 220429 | OTH WINE OF FRESH GRAPES>2LT | 111 | 111 | | 58 |
| 220510 | VERMOUTH/OTH WINE F/GRAPES<2LTR | 525 | 555 | 144 | 193 |
| 220590 | VERMOUTH/OTH WINE F/GRAPES>2LTR | 117 | 131 | | |
| 220820 | SPIRIT OBT BY DISTIL GRAPEWINE | 51 | 51 | | |
| 220830 | WHISKIES | 296 | 333 | 639 | 708 |
| 220850 | GIN AND GENEVA | 12 | 12 | | |
| 220860 | VODKA | 381 | 381 | 40 | 120 |
| 220870 | LIQUEURS AND CORDIALS | 865 | 886 | 13 | 34 |
| 220890 | OTH SPIRIT/SPIRITOUS BEVERAGES | 75 | 118 | | 19 |
| 220900 | VINEGAR&SUBSTITUTE,ACTIC ACID | 3508 | 7754 | 2299 | 6023 |
| 230110 | FLOURS,MEALS,PELLETS,OF MEAT | | 14 | | |
| 230120 | FLOURS,MEALS,PELLETS,OF FISH | | 48 | | |
| 230230 | BRAN SHARP & RESIDUES OF WHEAT | | 9660 | | |
| 230310 | RESID.STARCH MANUF&SIM RESIDUE | | 4240 | | |
| 230330 | BREWING/DISTILLING DREGS/WASTE | 3768 | 3768 | | 3377 |
| 230400 | OIL-CAKE/OTH S/RESID SOYABEAN | 1971 | 5102 | 5 | 65 |
| 230610 | OIL-CAKE/OTH RES.COTTON SEED | 101 | 101 | | |
| 230649 | OIL CAKE/OTH RESID RAPE SEEDS | | 1134 | | |
| 230660 | OIL CAKE/OTH RESIDUE,PALM NUTS | 222179 | 229509 | 110279 | 487769 |
| 230800 | VEG MATL & VEG WASTE,VEG RESID | 36038 | 62035 | 24822 | 43822 |
| 230910 | DOG/CAT FOOD,PUTUP RETAILSAL | 35664 | 91526 | 44450 | 79158 |
| 230990 | OTH,PREP USED IN ANIMAL FOOD | 832476 | 1793282 | 631415 | 1528694 |
| 240210 | CIGAR,CHEROOTS CONTAIN TOBACCO | 527 | 2107 | 404 | 975 |
| 240220 | CIGARETTES CONTAINING TOBACCO | | 21 | 8 | 64 |
| 240290 | CIGAR,CHEROOTS/TOBACCO SUBST | 7 | 12 | | |
| 240319 | OTHER SMOKING TOBACCO | 5039 | 5103 | | 7291 |
| 240391 | HOMOGENISE/RECONSTITUTE TOBACO | 12807 | 71487 | | 2429 |
| 240399 | OTH MANUFATURED TOBACCO/EXTR | 1208 | 3754 | 204 | 5400 |
| 271012 | LIGHT OILS AND PREPARATIONS | 56882304 | 96501995 | 36852953 | 80310307 |
| 271019 | KEROSENE,INCL KER.TY. JET FUEL | 1102575 | 2249068 | 1897053 | 3837186 |
| 293510 | N-METHYLPERFLUROCT SULPH | | | | 4 |
| 293520 | N-ETHYLPERFLUROCTAN SULPH | | 310 | | |
| 293550 | OTH PERFLUROCTANE SULPHONAMIDE | | 2099 | | |
| 293590 | O-TOLUENE-SULPHONAMIDE | 332926 | 618983 | 187435 | 358345 |
| 293621 | VITAMIN A ITS DERIVATIVE UNMIX | 148576 | 257171 | 39803 | 65087 |
| 293622 | VITAMIN B1/ITS DERIV UNMIXED | 57717 | 151526 | 64764 | 147171 |
| 293623 | VITAMIN B2/ITS DERIV UNMIXED | 28374 | 53156 | 25979 | 106199 |
| 293624 | D-,DL-PANTOTHENIC ACID(VITB3B5 | 23462 | 85059 | 86491 | 186714 |
| 293625 | VITAMIN B6/ITS DERIV UNMIXED | 27870 | 105605 | 44260 | 164267 |
| 293626 | VITAMIN B12/ITS DERIV UNMIXED | 56075 | 208805 | 58442 | 151792 |
| 293627 | VITAMIN C/ITS DERIVATIVE UNMIX | 99033 | 220435 | 165093 | 266040 |
| 293628 | VITAMIN D/ITS DERIVATIVE UNMIX | 51242 | 191545 | 79852 | 146499 |
| 293629 | OTH VITAMIN/ITS DERIV UNMIXED | 99599 | 227212 | 153434 | 312630 |
| 293690 | OTH INTER-MIXTURE PROVITAMINS | 111435 | 166794 | 130485 | 149087 |
| 293712 | INSULINE AND ITS SALTS | | | 23504 | 36590 |
| 293719 | OTHER POLYPEPTIDE HARMONES | 12707 | 25708 | 3566 | 27627 |
| 293721 | CORTISONE/HYDRO/PREDNISON ETC | 30293 | 90488 | 65580 | 85574 |
| 293722 | HALOGENATE DERIV ADERNAL HORMN | 199791 | 277413 | 79328 | 167297 |
| 293723 | OESTROGENS AND PROGESTOGENS | 137558 | 222415 | 75316 | 205872 |
| 293729 | OTH,STEROIDAL HARMONES,DERIVAT | 24787 | 49968 | 26438 | 60003 |
| 293750 | PROSTAGLANDINS,THROMBOXANES&DR | 22144 | 28777 | 8966 | 29249 |
| 293790 | OTH HORMONES/ITS DERIVATIVES | | 22724 | 9483 | 24241 |
| 293890 | OTHER, GLYCOSIDES | 478172 | 897811 | 179460 | 286451 |

Contd.

10.11 Imports by Economic Categories (Detail)

(In Thousand Rupees)

| Items | Aug., 2019 | From July, 2019 | Aug., 2018 | From July, 2018 |
|--------|--------------------------------|-----------------|------------|-----------------|
| 293911 | CONCENTRATES OF POPPY STRAW | 4521 | 4521 | 18162 |
| 293919 | OTH ALKALOIDS OF OPIUM/DERVATI | 49160 | 67022 | 17214 |
| 293920 | ALKALOID CINCHONA/DRV SALT | | 2707 | 364 |
| 293930 | CAFFEINE AND ITS SALTS | 22912 | 119252 | 75236 |
| 293949 | OTHER,EPHEDRINE AND ITS SALTS | 49781 | 49781 | 90909 |
| 293951 | FENETYLLINE(INN) AND ITS SALTS | 769 | 769 | |
| 293959 | OTH THEOPHYLLINE/AMINOPHLLINE | 34607 | 83682 | 48318 |
| 293962 | ERGOTAMINE (INN) AND ITS SALTS | | | 3443 |
| 293969 | OTH ALKALOID OF RYE ERGOT/SALT | 30625 | 35939 | 98767 |
| 294000 | SUGARD O/T SUCROSE/LACTOSE ETC | 30409 | 80984 | 95795 |
| 294110 | PENCILLINE/DERV/ACID/SALT ETC | 27166 | 112338 | 52682 |
| 294120 | STREPTROMYCIN/DERIV/SALT THROF | 3386 | 29717 | 8191 |
| 294130 | TETRACYCLINE/DERIV/SALT THROF | 127179 | 231361 | 107809 |
| 294140 | CHLORAMPHENICAL/DERIV/SALT | 37654 | 90365 | 74903 |
| 294150 | ERYTHROMYCIN/DERIV/SALT THROF | 298099 | 562853 | 208558 |
| 294200 | OTHER ORGANIC COMPOUNDS. | 34245 | 44718 | 51398 |
| 300120 | EXTRACTS OF GLAND/OTH ORGAN | | | |
| 300212 | ANTISERA/OTH BLOOD FRAC MODIFY | 299 | 471 | 50 |
| 300215 | IMUNOLOGICAL PROD IN DOSE/PACK | 99 | 198 | 3443 |
| 300219 | OTH IMMUNOLOGICAL PRODUCTS | | 10151 | 88 |
| 300220 | VACCINES FOR HUMAN MEDICINE | 3103868 | 5169571 | 3843425 |
| 300230 | VACCINE VETERINARY MEDICINE | 518725 | 999291 | 436552 |
| 300290 | OTH HUMAN/ANIMAL BLOOD,THERAPC | 117908 | 231870 | 25323 |
| 300320 | MEDICAMENT OTH ANTIBIOTICS | 58706 | 129582 | 57455 |
| 300339 | OTH,MEDICEMENT HARMONE ANTIBTC | | 40274 | 44151 |
| 300390 | OTH MEDICEMENT NES-NOT-R-SALE | 44495 | 240988 | 143183 |
| 300410 | MEDICAMENT,PENCILLIN DERV/ACID | 14942 | 39491 | 24577 |
| 300420 | MEDICAMENT OTH ANTIBIOTICS | 280318 | 595364 | 279547 |
| 300431 | MEDICAMENT INSULIN NOT ANTIBTC | 756645 | 1359316 | 656421 |
| 300432 | MEDICIMENT ADERN CORTC HARMONE | 49053 | 112602 | 88889 |
| 300439 | OTH MEDICIMENTHARMONE NOT ANT | 308243 | 474281 | 118846 |
| 300450 | OTH MEDICAMENT VITAMIN/OTH PRO | 183363 | 201414 | 25590 |
| 300490 | OTH MEDICAMENT THERAPEUTIC USE | 4899960 | 9562266 | 3698378 |
| 300510 | SURGICAL TAP IN JAMBO ROLLS | 104673 | 141893 | 56298 |
| 300590 | OTH WADDING,GAUZE,BANDAGE ARTI | 28301 | 53393 | 8790 |
| 300610 | STERILE SURGICAL CATGUT, ETC | 95302 | 412770 | 31601 |
| 300620 | BLOOD-GROUPING REAGENTS | | | 1252 |
| 300630 | OPACIFY X-RAY EXAM DIAGNOSTIC | | 1803 | 102 |
| 300640 | DENTAL CEMENT/DENTAL FILLING | 7756 | 14570 | 14716 |
| 300650 | FIRST AID BOXES AND KITS. | | 129 | 253 |
| 300660 | CHEMICAL CONTRACEPTIVE HORMONE | | 17350 | |
| 300670 | GEL PREP HUMAN/VETERNARY USE | 11865 | 15767 | 6992 |
| 300691 | APPL IDENTIFIABLE, OSTOMY USE | 25752 | 38505 | 185 |
| 321519 | PRINTING INK EXCL. BLACK | 631959 | 1321343 | 565915 |
| 321590 | OTH WRITING/DRAWING/OTH INK | 68124 | 223592 | 33947 |
| 330112 | ESSENTIAL OIL OF ORANGE | 12896 | 35967 | 10572 |
| 330113 | ESSENTIAL OIL OF LEMON | 586 | 4733 | |
| 330119 | OTH ESSENTIAL OIL/CITRUS FRUIT | 689 | 92221 | 43822 |
| 330124 | ESSENTIAL OIL OF PEPRAMINT | 1366 | 3728 | 1398 |
| 330125 | ESSENTIAL OIL OF OTHER MINTS | 4661 | 9495 | |
| 330129 | OTH ESSENTIAL OIL O/T CIT FRUT | 22748 | 44723 | 16501 |
| 330130 | RESINOIDS | 168 | 1351 | 2253 |
| 330190 | OTH,CONCENTRATE ESSENT OIL NS | 12384 | 24192 | 28261 |
| 330210 | MIXTURE ODORIFEROUS SUBS&MIXT | 400693 | 764086 | 384723 |
| 330290 | OTH,MIXTURE,ODORIFEROUS SUBST | 792321 | 1617637 | 601663 |
| 330300 | PERFUMES AND TOILET WATERS | 47288 | 137948 | 41488 |
| 330410 | LIP MAKE-UP PREPARATIONS | 12549 | 38356 | 10434 |
| 330420 | EYE MAKE-UP PREPARATIONS | 8981 | 30044 | 14004 |
| 330430 | MANICURE/PEDICURE PREPARATIONS | 4418 | 15340 | 8976 |
| 330491 | POWDER WHETHER/NOT COMPRESSED | 62707 | 148900 | 43943 |
| 330499 | OTH,BEAUTY/MAKE-UP PREPARATION | 99880 | 249487 | 153279 |

Contd.

10.11 Imports by Economic Categories (Detail)

(In Thousand Rupees)

| Items | Aug., 2019 | From July, 2019 | Aug., 2018 | From July, 2018 |
|--|------------|-----------------|------------|-----------------|
| 330510 SHAMPOOS | 25490 | 145418 | 105558 | 274546 |
| 330520 PREP PERMANENT WAVING/STRAIGHT | 8430 | 36098 | 15426 | 39409 |
| 330530 HAIR LACQUERS | 608 | 5989 | 1848 | 2015 |
| 330590 OTH PREP USE ON HAIR | 70256 | 275567 | 102415 | 193611 |
| 330610 DENTIFRICES | 18515 | 47978 | 11030 | 24501 |
| 330620 YARN,CLEAN TEETH(DENTAL FLOSS) | 21 | 315 | 75 | 342 |
| 330690 OTH,PREP ORAL/DENTAL HYGIENE | 40232 | 53403 | 473 | 1606 |
| 330710 PRE/AFTER SHAVE PREPARATION | 2664 | 10628 | 4244 | 15801 |
| 330720 PERSONEL DEDORANT&ANTIP RSPRNT | 48370 | 140183 | 75229 | 128396 |
| 330730 PERFUMED BATH SALT/OTH PREP | 6083 | 12035 | 2207 | 3249 |
| 330741 AGARBATTI/OTH ODORIFEROUS PREP | | | 14 | 23 |
| 330749 OTH PREP PERFUMING ROOM/RELIGS | 8555 | 36172 | 22453 | 40552 |
| 330790 OTH,DEPILATORY/PERFUM ETCPREP | 264 | 9603 | 294 | 1458 |
| 340111 SOAP&ORGANIC SURFAC-ACTIV PROD | 20950 | 47621 | 100106 | 145633 |
| 340119 OTH,SOAP ORG-SURFAC-ACT PROD | 11931 | 25948 | | 8015 |
| 340120 SOAP IN OTHER FORMS | 22983 | 57610 | 31582 | 80669 |
| 340130 ORGANIC SURFACE ACTIVE PRODUCT | 39501 | 111587 | 64467 | 140057 |
| 340211 ORGANIC SURFACE-ACTIVE AGENT | 349469 | 815495 | 421216 | 789056 |
| 340212 ORGANIC SURFACE ACTIVE CATIONC | 29477 | 45250 | 21143 | 32357 |
| 340213 ORG SURFACE ACTIVE NON-IONIC | 450007 | 874948 | 484970 | 946917 |
| 340219 OTH ORG SURFACE ACTIVE AGENT | 55428 | 122237 | 35672 | 75464 |
| 340220 ORG SURF PREP PUTUP FOR R-SALE | 34780 | 58691 | 42265 | 70434 |
| 340490 OTH, ART/PREP WAXES | 136210 | 228874 | 126562 | 282082 |
| 340510 PO/CREAM FOR FOOTWEAR/LEATHER | 16919 | 47991 | 27709 | 73530 |
| 340520 POL/CREAM/PREP, WOOD FURNITURE | 393 | 3470 | 2989 | 3252 |
| 340530 POL/CREAM/PREP,COACHWORK/METAL | 2481 | 5687 | 4397 | 5642 |
| 340540 SCOURING/PASTE/POWDER/OTH PREP | | 136 | 27 | 85 |
| 340590 OTH POL/CREAM/PREP,F-WEAR/LETH | 18907 | 56033 | 18361 | 32680 |
| 350190 OTH CASEINATE DERIV CASEN GLUE | | | 2582 | 2661 |
| 360300 SAFETY FUSES DETONATING FUSES | 33766 | 86924 | | 1503 |
| 360490 OTHER,PYROTECHNIC ARTICLES | | | | 11321 |
| 360610 LIQUID/LIQUEFIE GAS FUEL | 738 | 1221 | 1653 | 2093 |
| 391740 FITING FOR TUBE ETC OF PLASTIC | 39923 | 87565 | 62582 | 126570 |
| 391810 FLOOR COVERING OF POLYMERS V-C | 14707 | 23598 | 7931 | 23862 |
| 392190 OTH PLATE,SHEET ETC OF PLASTIC | 141106 | 334559 | 151671 | 400998 |
| 392210 BATH,SHOWER WASH BASIN OF PLAS | 11202 | 31882 | 25118 | 40505 |
| 392220 LAVATORY SEAT/COVER OF PLASTIC | 2413 | 5699 | 2043 | 2548 |
| 392290 OTH FLASH/SIM SANITARY PLASTIC | 12719 | 29633 | 10572 | 20834 |
| 392310 BOXES,CASES,CRATES PLASTIC | 27200 | 73499 | 79557 | 106603 |
| 392321 SACK&BAG OF POLYMER OF ETHYL | 138613 | 338859 | 255115 | 577699 |
| 392329 SACKS & BAG OF OTHER PLASTICS | 36393 | 85067 | 37070 | 91150 |
| 392330 CARBOYS,BOTTLES,FLASKS ETC | 55265 | 110204 | 66225 | 139686 |
| 392340 SPOOLS,COPEES,BOBINS ETC PLASTC | 34496 | 73727 | 12230 | 33387 |
| 392350 STOPPERS,LIDS,CAPS ETC OF PLAS | 187057 | 425856 | 183981 | 386327 |
| 392390 OTH ARTICLES FOR CONVEYANCE NS | 47814 | 72497 | 44168 | 71302 |
| 392410 TABLEWARE KITCHENWARE OF PLAST | 21798 | 52476 | 37216 | 60347 |
| 392490 OTH,HOUSEHOLD/TOILET ARTICLES | 27555 | 49415 | 17325 | 36335 |
| 392510 RESERVOIRS,TANKS,VATS>300 LTRS | 2906 | 2906 | 882 | 910 |
| 392520 DOOR,WINDOWS FRAME&H-HOLD PLAS | 8200 | 19126 | 16012 | 24208 |
| 392530 SHUTTERS,BLINDS&PARTS OF PLAST | 204 | 459 | 1912 | 5400 |
| 392590 OTH,BUILDER-WARE OF PLASTIC,NS | 35388 | 82734 | 47549 | 103806 |
| 392610 OFFICE/SCHOOL SUPPLY PLASTIC | 13360 | 29815 | 10401 | 30273 |
| 392620 ARTICLE OF APPAR CLOTHING PLAS | 10105 | 28199 | 6873 | 13998 |
| 392630 FITTING FOR FURNITUR/COACH PLA | 3767 | 4627 | 1035 | 1158 |
| 392640 ORANMENTAL ARTICLES OF PLASTIC | 91348 | 216437 | 82031 | 226445 |
| 400942 TUBE,PIPERUB WITH OTH.METL.FIT | 2891 | 10757 | 3742 | 6710 |
| 401011 CONVEYOR BELTS WITH METALS | 3821 | 6129 | | 27 |
| 401012 CONVEYOR BELTS WITH TEX-METACS | 30886 | 87317 | 36714 | 118507 |
| 401019 OTH CONVEYON BELT OR BELTING | 48088 | 83342 | 50491 | 108867 |
| 401031 TRANSMISSION BELTS 60-180 CM | 21718 | 64878 | 60392 | 104902 |
| 401032 TRANSMISSION OTH BELT 60-180 CM | 25141 | 56153 | 47569 | 79743 |

Contd.

10.11 Imports by Economic Categories (Detail)

(In Thousand Rupees)

| Items | Aug., 2019 | From July, 2019 | Aug., 2018 | From July, 2018 | |
|--------|--------------------------------|-----------------|------------|-----------------|--------|
| 401033 | TRANSMISION BELT 180-240 CM | 799 | 1110 | 196 | 3640 |
| 401034 | TRANSMISION BELT OTH 180-240CM | 240 | 311 | 309 | 2026 |
| 401035 | TRANSMISION SYN.BELT 60-150CM | 3553 | 3835 | 477 | 537 |
| 401036 | TRANSMISION SYN.BELT 150-198CM | | 620 | 313 | 3133 |
| 401390 | OTHER INNER TUBES,OF RUBBER | 2051 | 9416 | 5085 | 11715 |
| 401410 | SHEATH CONTRACEPTIVES | 27376 | 347216 | 8049 | 114995 |
| 401490 | OTH HYG/PHARMACEUTICAL ARTL | 11938 | 15512 | 4973 | 7373 |
| 401511 | GLOVES,RUBBER,SURGICAL | 68911 | 130505 | 23473 | 98758 |
| 401519 | OTHER GLOVES,RUBBER | 87535 | 161449 | 74788 | 169523 |
| 401590 | OTH ARTI APPRL/CLOTH ALL PURPS | 2198 | 3204 | 15487 | 23147 |
| 401610 | ARTICLES OF UNHARD CEL VUL RUB | 31326 | 56787 | 28427 | 70492 |
| 401691 | FLOOR COVERING & MATS, RUBBER | 9945 | 19912 | 4126 | 6822 |
| 401692 | ERASERS, RUBBER | 42229 | 83493 | 29837 | 67949 |
| 401693 | GASKETS,WASHERS,SEALS,OF RUBB | 176821 | 353051 | 182355 | 354919 |
| 401694 | BOAT/DOCK FENDERS,OF RUBBERS | 12411 | 13831 | 91 | 876 |
| 401695 | OTH INFLATABLE ARTICLE OF RUBB | 701 | 3916 | 2966 | 3740 |
| 401699 | OTH ARTICAL UNHARD VUL RUBBER | 163996 | 345033 | 258677 | 366976 |
| 420100 | SADDLERY&HARNESS FOR ANIMALS | 8 | 169 | | 23 |
| 420211 | TRUNKS,SUITCASE,VANITY-CASES | 13978 | 37941 | 15489 | 49010 |
| 420212 | TRUNK,SUITCA,SATC ETC PLAS/TEX | 94825 | 200850 | 108006 | 215935 |
| 420219 | OTH TRUNK,SUITCASE,VANITY-CASE | 312 | 4290 | 1324 | 2152 |
| 420221 | HANDBAG,COMP/PATENT LEATHER | 75496 | 136983 | 54631 | 116740 |
| 420222 | HANDBAGS,PLASTIC/TAXT MATERIAL | 21859 | 35259 | 17245 | 47004 |
| 420229 | OTH HANDBAGS,WITHOUT HANDLES | 29397 | 63432 | 16127 | 53011 |
| 420231 | ARTI.CARIED.IN POCKET. LEA/COM | 3512 | 5794 | 2749 | 9073 |
| 420232 | ARTIC CARIED IN POCK TAXT MATE | 1666 | 5791 | 1746 | 3829 |
| 420239 | OTH,ARTI CRRIED IN HAND/POCKET | 9788 | 31051 | 11508 | 36355 |
| 420291 | OTH CONTAINER O/S OF LEA/COMPS | | 39 | 10809 | 15644 |
| 420292 | OTH CONTAINER O/S PLAS/TEXTILE | 6826 | 13653 | 5465 | 14336 |
| 420299 | OTH CASES VULCANISED FIB/PBOA | 12458 | 16570 | 1093 | 20383 |
| 420310 | ARTICLES OF APPAREL | 21932 | 22451 | 15340 | 19471 |
| 420321 | GLOVES,MITTENS & MITTS SPORTS | 37 | 564 | 25 | 37 |
| 420329 | OTH LEATHER GLOVES | 1481 | 1777 | 599 | 973 |
| 420330 | BELTS AND BANDOLIERS | 4932 | 11010 | 11063 | 16686 |
| 420500 | OTH ART LEA/COMP LEA TECHNICAL | 4203 | 5863 | 391 | 2839 |
| 430230 | WHOLE SKINS&CUTTINGS ASSEMBLED | 182 | 182 | | |
| 430390 | OTHER, ARTICLES OF FURSKINS | | | | 192 |
| 430400 | ARTICLE OF FUR&ARTICLE THEREOF | 113 | 924 | 6927 | 9944 |
| 440131 | WOOD PELLETS | 2617 | 2617 | | |
| 440139 | SAW DUST & WOOD WASTE & SCRAP | 2859 | 7706 | 2041 | 2041 |
| 440140 | SAWDUST,WOOD WASTE,NOT AGLOMER | | 2700 | | |
| 440210 | WOOD CHARCOAL OF BAMBOO NOT AG | 2 | 2261 | 1699 | 1755 |
| 441300 | DENSIFIED WOOD,BLOCK,PLATE,ETC | 7249 | 19963 | 3922 | 6479 |
| 441600 | CASK,BARREL,VAT,TUB&OTH PRODC | 4231 | 4231 | 3362 | 6649 |
| 441899 | OTH BUILDERS JOINERY/CARP WOOD | 64808 | 111410 | 43719 | 81801 |
| 441911 | BREAD,CHOPPING BOARD OF BAMBOO | 2068 | 3520 | 2778 | 3739 |
| 441912 | CHOPSTICKS OF BAMBOO | 56 | 396 | 11 | 104 |
| 441919 | OTH TABLE/KITCHENWARE OF BAMBO | 1951 | 3125 | 1481 | 2592 |
| 441990 | TABLE&KITCHENWARE OF OTH WOOD | 4097 | 6475 | 2428 | 6868 |
| 442010 | STATUETTES/OTH ORNAMENT WOOD | 33 | 155 | | 169 |
| 442090 | OTH WOOD MARQUETRY&INLAID WOOD | 27686 | 37768 | 16768 | 23328 |
| 442110 | CLOTHES HANGERS OF WOOD | 2374 | 8426 | 2986 | 7613 |
| 450490 | OTH, ARTICLES AGLOMERATED CORK | | 46 | | |
| 460121 | MATS,MATTING&SCREEN OF BAMBOO | 771 | 1570 | 1615 | 2237 |
| 460129 | OTH MATS,MATTING&SCREN VEG MAT | 1267 | 1268 | | |
| 460192 | OTH MATTING&SCREEN OF BAMBOO | | 6 | 578 | 578 |
| 460199 | OTH PLATING MATERIAL N.E.S | 1183 | 1183 | 1596 | 3860 |
| 460211 | BASKETWORK&OTH ARTICL OF BAMBO | 147 | 257 | 15 | 206 |
| 460219 | BASKETWORK&OTH ART OF VEG MATE | 121 | 159 | 140 | 281 |
| 481200 | FILTER BLOCK,SLAB OF PAPERPULP | 1088 | 1088 | | |
| 481490 | OTHER WALLPAPER & COVERINGS. | | 261 | 34 | 106 |

Contd.

10.11 Imports by Economic Categories (Detail)

(In Thousand Rupees)

| Items | Aug., 2019 | From July, 2019 | Aug., 2018 | From July, 2018 |
|---|------------|-----------------|------------|-----------------|
| 481690 OTHER COYING PAPER, C/T SIZE. | 79 | 1642 | 3632 | 4997 |
| 481710 ENVELOPES | 1100 | 3468 | 785 | 5278 |
| 481720 LETTER CARDS, PLAIN POSTCARDS | 1451 | 1460 | 20 | 253 |
| 481730 BOXES,POUCHES,PAPER STATIONERY | 122 | 203 | 589 | 1213 |
| 481810 TOILET PAPER | 2609 | 26581 | 7065 | 16813 |
| 481820 HANDKERCHIEFS, TISSUES&TOWELS | 1397 | 63942 | 5722 | 17899 |
| 481830 TABLE CLOTHS & SERVIETTES | 53 | 286 | 1784 | 2110 |
| 481850 ARTICLES OF APPAREL&CLOTHING | 139 | 167 | 880 | 1722 |
| 481890 OTH ARTI LINEN,P&P GARMET/ASSE | 51690 | 90341 | 31208 | 55164 |
| 481910 CARTON,BOXE&CASES CORRUPAPE | 88186 | 156585 | 38115 | 72948 |
| 481920 FOLD/CARTO/BOXE&CASE, NON-CURRU | 52219 | 106432 | 21515 | 49044 |
| 481930 SACKS&BAGS WITH BASE 40CM/MORE | 124 | 18803 | | 16 |
| 481940 OTH SACKS&BAGS, INCLUDING CONES | 19375 | 26718 | 6208 | 9211 |
| 481950 OTH PACKING CONTAINERS/RE-SLEE | 2747 | 7817 | 865 | 7706 |
| 481960 BOX FILES, LETTER TRAYS, BOX, OFF | 6177 | 8279 | 2640 | 6428 |
| 482010 REGISTERS, LETTER PADS, DIARIES | 8459 | 17482 | 2924 | 12399 |
| 482020 EXERCISE BOOKS | 3418 | 6182 | 1058 | 2302 |
| 482030 BINDERS, FOLDERS&FILE COVERS | 8095 | 23549 | 3566 | 11941 |
| 482040 MANIFOLD BUSINESS FORMS/CARBON | 55 | 230 | 277 | 367 |
| 482050 ALBUMS FOR SAMPLES/COLLECTIONS | 494 | 1098 | 128 | 208 |
| 482090 OTH BOOK COVER, BLOTING PAD, NES | 3064 | 9999 | 5474 | 14058 |
| 482110 P&P. BOARD LABELS PRINTED ALL=K | 64785 | 121939 | 28976 | 74294 |
| 482190 OTH, P&P/BOARD LABELS NOT PRINT | 7516 | 14647 | 5215 | 29746 |
| 482210 BOBBINS, SPOOLS, CAPS, PULP. | 15524 | 27268 | 15061 | 28361 |
| 482290 OTHER, BOBINS, SPOOL, CAPS ETC. PA | 7272 | 16399 | 16735 | 29241 |
| 482320 FILTER PAPER AND PAPERBOARD | 22509 | 52318 | 16284 | 34360 |
| 482340 ROLLS, SHEETS AND DIALS, PRINTED | 3683 | 6545 | 952 | 5123 |
| 482369 OTH TRAY, DISH, PLATE, CUP, P&BORD | 32550 | 67643 | 21776 | 50335 |
| 482370 MOULDED/PRESSED ARTICL P-PULP | | 803 | 149 | 155 |
| 482390 OTH, ARTICLES OF PAPER PULP, CEL | 41630 | 120285 | 38889 | 83573 |
| 490110 PRINTED BOOKS IN SINGLE SHEETS | 3525 | 8545 | 3641 | 5690 |
| 490191 DICTIONARIES AND ENCYCLOPAEDIA | | 10 | | 621 |
| 490199 OTHER, PRINTED BOOKS/BROCHURES | 267614 | 636589 | 157967 | 370063 |
| 490210 NEWSPAPERS, JOURNAL 4-TIME/WEEK | | | 99 | 99 |
| 490290 OTHER NEWSPAPER, JOURNALS PERIO | 2707 | 5853 | 2472 | 5917 |
| 490300 CHILDREN DRAWING/COLOUR BOOKS | 970 | 9032 | 449 | 4502 |
| 490510 GLOBES | 340 | 383 | 10 | 27 |
| 490599 OTH MAPS AND HYDROGRAPHIC/W-PA | 671 | 962 | 505 | 810 |
| 490600 PLANS/DRAWINGS FOR ARCHITECTS | 86 | 5789 | 25417 | 97586 |
| 490700 BANKNOTE, CHEQUE, STAMP, BOND ETC | 72021 | 228880 | 2886 | 1506326 |
| 490810 TRANSFERS, VITRIFIABLE. | 2263 | 4476 | 837 | 4442 |
| 490890 OTH, TRANSFERS (DECALCOMANIAS) | 1583 | 6302 | 2735 | 11615 |
| 490900 PRINTED/ILLUSTRATED POSTCARDS | 448 | 888 | 47 | 116 |
| 491000 CALENDAR OF ANY KIND PRINTED. | 168 | 270 | 244 | 477 |
| 491110 TRADE ADVERTISING MATERIAL. | 9111 | 22969 | 19194 | 33811 |
| 491191 PICTURES, DESIGNS&PHOTOGRAPHS | 325 | 706 | 755 | 1582 |
| 500710 FABRICS OF NOIL SILK | 2766 | 2766 | 1835 | 1835 |
| 500720 OTH FAB CON>80% WT OF SILK | 67528 | 67528 | 53794 | 108506 |
| 511000 YARN OF COARSE ANIMAL HAIR. | | 214 | | |
| 511111 WOVEN FABRICS CARDED WOOL, 85% | | | 12662 | 16937 |
| 511119 OTH WOVEN FABRICS CARDED WOOL | 11277 | 11482 | 12644 | 12644 |
| 511120 OTH MIXED MAN-MADE FILAMENTS | | | 4132 | 5852 |
| 511190 OTH WOVEN FAB CARDED WOL/HAIR | 25632 | 41588 | 29109 | 46829 |
| 511211 WOVEN FAB. COMBED WOOL 85%/HAIR | 937 | 937 | 9613 | 17957 |
| 511219 OTH WOVEN FAB COMBED WOOL 85%> | 28741 | 49694 | 9836 | 43575 |
| 511220 OTH WOVEN FAB.COM.WOLL MIX.MMF | | | 30488 | 39285 |
| 511230 OTH WOV.FAB.COM.WOOL MIX.M/MSF | | | 13130 | 13130 |
| 511290 OTH WOV.FAB.CARDE WOOL/FA-HAIR | | | 49615 | 67087 |
| 520790 OTHER, COTTON YARN PUT UP SALE | 1242 | 2946 | | 554 |
| 520813 WOV FAB COT3-4THREAD TWIL UNBL | | 131 | | |
| 520819 OTHER WOVEN COTTON FAB UN-BLH | 3719 | 4588 | 2167 | 7661 |

Contd.

10.11 Imports by Economic Categories (Detail)

(In Thousand Rupees)

| Items | Aug., 2019 | From July, 2019 | Aug., 2018 | From July, 2018 | |
|--------|--------------------------------|-----------------|------------|-----------------|--------|
| 520821 | WOV FAB COT WT<100G/SQM BLEACH | 24 | 24 | 1305 | 4485 |
| 520822 | WOV FAB COT WT>100G/SQM BLEACH | 20 | 1123 | | 265 |
| 520829 | OTH WOVEN FAB OF COTTON BLEACH | 156 | 852 | 3554 | 4274 |
| 520831 | WOV FAB COT WT 100G/SQM DYED | | 127 | | 1357 |
| 520832 | WOV FAB COT WT>100G/SQM DYED | 323 | 323 | | 976 |
| 520839 | OTH COTON WOV FAB<2000/SQM DYE | 4167 | 6868 | 386 | 644 |
| 520842 | COTON WOV FAB WT>100G/SQM COLO | | 4023 | 1190 | 4075 |
| 520843 | COTTON WOV FAB 3/4 THREAD TWIL | | | | 2443 |
| 520849 | OTH WOV FAB WT 200G/SQM | 284 | 64569 | | 2425 |
| 520851 | COTON WOV FAB 100G/SQM PRINTED | 8573 | 21426 | 129541 | 239320 |
| 520852 | COTON WOV FAB>100G/SQM PRINTED | 3436 | 4202 | 9833 | 11055 |
| 520859 | OTH COT WOV FAB 200G/SQM PRINT | 914 | 1092 | 999 | 6956 |
| 520912 | COTTON WOV FAB 3-4THREAD UN-BL | 192 | 192 | | |
| 520919 | OTH COT WOV FAB>200G/SQM UNBLE | 63 | 63 | | |
| 520921 | COTTON WOV FAB BLEACH>200G/SQM | | 676 | | |
| 520922 | COT WOV FAB 3/4THRD W>200G/SQM | | | | 3 |
| 520929 | OTH COT WOV FAB BLE W>200G/SQM | 11329 | 13163 | 33 | 33 |
| 520931 | COTTON WOV FAB DYED>200G/SQM | 56 | 56 | | |
| 520932 | COTTON WOV FAB DYED 3-4 THREAD | 581 | 679 | | |
| 520939 | OTH COT WOV FAB DYED>200G/SQM | 1666 | 2111 | 2609 | 8860 |
| 520941 | COT WOV FAB>200G/SQM 85% COT | | | 6 | 6 |
| 520942 | COTTON WOV FAB DENIM>200G/SQM | 183 | 2711 | 8655 | 17947 |
| 520943 | WOV FAB 3-4-THREAD TWILL>200G | 140 | 208 | | |
| 520949 | OTH WOV FAB CONT 85% COT/YARN | 85 | 85 | | 31 |
| 520959 | OTH WOV FAB PRINTED>200G/SQM | 18 | 237 | | 787 |
| 521019 | OTH W-FAB COT MIX MF200GSQM UB | | | | 223 |
| 521021 | W-FAB COT MIX-MMF WT 200G/SQM | | | 3001 | 3060 |
| 521029 | OTH W-FAB COT 85%,MMF 200G-BL | 791 | 791 | | |
| 521031 | COT WOV FAB MX-MMF200G/SQM DYE | 101 | 6668 | 870 | 7222 |
| 521039 | OTH W-FAD COTMX MF W200G/SQMDY | 95 | 95 | | 345 |
| 521041 | W-FAB COT MX-MMF 200G/SQM | | | | 386 |
| 521049 | OTH W-FAB COT MX-MMF W200G/SQM | 2204 | 3661 | 5454 | 13930 |
| 521051 | W-FAB COT MIX,MF W200G/SQM PRI | | | | 6 |
| 521059 | OTH W-FAB COT,MMF W 200G PRINT | 8576 | 9887 | 33378 | 75940 |
| 521111 | COT W-FAB,MX MF W>200G/SQM UNB | | | | 249 |
| 521112 | COT FAB 3-4THREAD MIX>200G UNB | 727 | 727 | | |
| 521119 | OTH W-FABCOT,MF W>200G/SQM UNB | 1508 | 1635 | 78426 | 122181 |
| 521120 | W-FAB COT WT<85% MIX MMF-BLEA | | 1223 | | |
| 521132 | WOV FAB 3-4THREAD MIX>200GDYED | 2277 | 4113 | 104 | 909 |
| 521139 | OTH W-FAB COT,MMF W>200G DYED | 2918 | 17227 | 6110 | 17011 |
| 521141 | COT W-FAB CLO YRN,MF W>200GSQM | 350 | 361 | | |
| 521142 | W-FAB COT DENM,MX MFW>200G/SQM | 750 | 30004 | 32 | 32 |
| 521143 | WOV FAB 3-4THR MX-MFW>200G/SQM | 1426 | 1426 | | |
| 521149 | OTH W-FB COT CLO YRN MMF>200G | | 790 | | |
| 521151 | COT WOV FAB,MF,W>200G/SQM PRNT | 14455 | 14455 | | |
| 521152 | WOV FAB 3-4THRD MMF-W>200GPRNT | | 140 | | |
| 521159 | OTH W-FAB COT,MF,W>200G/SQM PR | | 10452 | 21149 | 21870 |
| 521211 | OTH COT W-FAB UN-BL W 200G/SQM | | | | 80 |
| 521213 | OTH COT W-FAB DYED W 200G/SQM | | 3455 | | 3 |
| 521214 | OTH W-FAB,COLOR YRN W 200G/SQM | | | | 159 |
| 521223 | OTH COT WOV FAB DYED>200G/SQM | | | 999 | 999 |
| 530919 | OTH WOV FAB OF FLAX 85%OR MORE | 120 | 120 | 1642 | 5721 |
| 530929 | OTH WOV FAB OF FLAX<85% BY WT | | | 400 | 400 |
| 540600 | M-MADE FILAMENT YARN RETAIL-SL | 1781 | 4044 | 1052 | 1111 |
| 540710 | WOV FAB HI-TENACI YRN NYLON PO | 2581 | 5629 | 12927 | 23833 |
| 540720 | WOV FAB OBTAIN FROM STRIP,LIKE | 28531 | 35883 | 33626 | 53731 |
| 540741 | FAB 85% OR MORE NYLON FILMENT | 21 | 21 | 522 | 522 |
| 540742 | OTH FAB 85% OR MORE DYED | 18922 | 40480 | 48919 | 90842 |
| 540743 | OTH W.FAB NYL FLAMT WT>85% DYE | 1651 | 1651 | | 96 |
| 540744 | OTH W.FAB FILA DIF COL NYL>85% | 253 | 253 | 4413 | 5030 |
| 540751 | OTH W.FAB TEXTURED POLY U-BLEA | 20453 | 81974 | 100556 | 170880 |

Contd.

10.11 Imports by Economic Categories (Detail)

(In Thousand Rupees)

| Items | Aug., 2019 | From July, 2019 | Aug., 2018 | From July, 2018 | |
|--------|---------------------------------|-----------------|------------|-----------------|---------|
| 540752 | OTH W.FAB TEXTUR POLY DYED 85% | 108448 | 193706 | 358523 | 727813 |
| 540753 | OTH W.FAB DIF COL TEXTUR POLYS | 2193 | 2193 | | 86 |
| 540754 | OTH FAB TEXT POLY FIL PRINTED | 92284 | 116643 | 510573 | 1032522 |
| 540761 | OTH FAB, NON-TEXT POLY FILAMENT | 80320 | 125574 | 42180 | 108198 |
| 540769 | OTH FAB POLY FIL TEXTILE MAT | 10563 | 20437 | 22139 | 27752 |
| 540771 | OTH WOV FAB SYNTH FIL BL/UN-BL | | | | 242 |
| 540772 | OTH WOV FAB SYNTH FIL DYED 85% | 15560 | 15699 | | 427 |
| 540773 | OTH W.FAB DIF COL SYN FILA PRI | | 799 | 186 | 234 |
| 540774 | OTH WOV FAB SYNTH FIL PRINTED | | | 3792 | 27606 |
| 540782 | OTH WOV FAB MIXED COTTON DYED | | | 33 | 33 |
| 540784 | OTH FAB SYN TEX SQM MATERUAK | 1338 | 2564 | 6380 | 9403 |
| 540791 | OTH WOV FAB SYN F/L BL/UN-BL | 1471 | 10582 | | |
| 540792 | OTH WOV FAB SYN F/L NS DYED | 7465 | 8340 | 64 | 1737 |
| 540794 | OTH WOV FAB SYN FIL NES PRINT | 16654 | 25048 | 10671 | 19998 |
| 540810 | W.FAB HIGH TENCITY YRN VIS, RAY | | | 3914 | 3914 |
| 540821 | OTH WOV FAB ART. FIL BL/UN-BL | 7172 | 9890 | 6135 | 30450 |
| 540822 | OTH WOV FAB ART. FIL DYED | 89 | 1004 | | 861 |
| 540824 | OTH WOV FAB ART. FIL PRINTED | | | | 1503 |
| 540832 | OTH WOV FAB ART. FIL YARN DYED | | | 20 | 2108 |
| 551211 | WOV FAB OF SYN STAPLE FIBRE | | | 31976 | 31976 |
| 551219 | OTH WOV FAB OF SYN STAPLE FIB | 6169 | 15151 | 13715 | 22355 |
| 551221 | W-FAB ACRYLIC FIB>85% BL/UNBLE | | | | 18 |
| 551229 | O/W-FEB ACR STA FIB>85%WT ACRY | 229 | 319 | 2127 | 10110 |
| 551291 | WOV FAB SYN STAP FIB BL/UN-BL | | | | 37 |
| 551299 | FAB WOV SYN FIB>85%BY WT SYNTH | | 6214 | | 1899 |
| 551321 | W-FAB SYN STA FIB MX COT DYED | | | 651 | 708 |
| 551323 | POLYS, COT, STAP FIB<170G DYED | | | 4878 | 4878 |
| 551331 | WOV FAB SYN STAP FIB COLOUR YR | | | 1081 | 2023 |
| 551349 | O/W-FAB SYN STAP FIB MIX COTON | | | 3183 | 8251 |
| 551421 | W-F POLY STAP FIB<85% DYED | 238 | 8337 | 6075 | 13097 |
| 551422 | W-F POLY STAP FIB 3/4THRD DYED | 705 | 705 | | 7358 |
| 551429 | OTH FAB<85% MIX COT SYN FIB | 97 | 97 | 40 | 40 |
| 551430 | WOV FAB SYN YARN DIFF COLO DYE | | 8050 | | |
| 551441 | W-F SYN FIB<85% MIX COT PRINT | 215 | 920 | | |
| 551449 | O/W-FAB SYN MIX COT>170G PRINT | | | 888 | 2560 |
| 551511 | O/W.FAB POLYS FIB MX VISCO RAY | 68163 | 82524 | 95282 | 174623 |
| 551512 | O/W.FAB POLY FIB MIX M-MAD FIB | 1262 | 1262 | | |
| 551513 | O/W FAB POLY FIB MIX WOL/F-HAI | 29974 | 38835 | 78349 | 78349 |
| 551519 | O/W FAB POLY STAP FIB MIX O/FI | | 209 | | 3266 |
| 551529 | O/W FAB ARCYLIC FIB MIX OT/FIB | 2926 | 4043 | 1299 | 1299 |
| 551591 | O/W FAB SYN FIB M-MAN-MADE FIL | | 942 | | |
| 551599 | O/W FAB SYN MIX OTH FIBRE N.S | | 11 | | |
| 551611 | W-FAB ARTI FIB 85%>BL/UN-BLEA | | | | 20 |
| 551612 | W-FAB ARTI >85% BY WEIGH, DEYED | 603 | 5941 | 58281 | 82149 |
| 551614 | W-FAB ARTI FIB>85% WT PRINTED | 2807 | 3834 | 154775 | 246678 |
| 551622 | W-FAB ART FIB<85% WT MM-F DYED | | | 1862 | 1862 |
| 551644 | W-FAB ART FIB<85% WT MIC PRINT | | 48 | | |
| 551691 | W-FAB ART FIB<85%WT UN-BLE/BLE | | | | 118 |
| 551692 | W-FAB ART FIB<85%WT MIX O/F DY | 29 | 1219 | | 260 |
| 560130 | TEXTILE FLOCK, DUST & MILL NEPS | 7942 | 12120 | 5751 | 6642 |
| 560210 | NEEDLELOOM FELT STICH-BOND FIB | 16621 | 63646 | 15773 | 38547 |
| 560221 | FELTS OF WOOL/HAIR, NOT COATED | | | 397 | 444 |
| 560229 | FELTS OTH TEXT MATE, NOT COATD | 1389 | 1474 | | 4276 |
| 560500 | METALLISED YARN, TEXTILE YARN | 401754 | 725159 | 392488 | 784758 |
| 560900 | ARTICLES OF YARN, STRIP ROPE | 13661 | 19346 | 2296 | 4962 |
| 570110 | CARPT/OTH TEX FLOR COVER KNOTD | 25739 | 38311 | 17999 | 30078 |
| 570190 | CARPETS, KNOT OF OTH TEX MATERL | | | 22 | 57 |
| 570210 | KECEM, SCHUMACKS, KARAMAE. ETC. | 3455 | 3464 | 4169 | 10310 |
| 570232 | CARPET F/COV.P/LONS NOT TEXMAT | | 5 | | 2170 |
| 570241 | CARPET ETC.P/CONS.WOOL WOV.M/M | 122 | 131 | | |
| 570242 | CARPETS OTH.P/CONS.M/M/TEXT. | 5591 | 20126 | 20843 | 89299 |

Contd.

10.11 Imports by Economic Categories (Detail)

(In Thousand Rupees)

| Items | Aug., 2019 | From July, 2019 | Aug., 2018 | From July, 2018 |
|--------|------------|-----------------|------------|-----------------|
| 570299 | | | 173 | 173 |
| 570310 | | | 76 | 76 |
| 570320 | 20754 | 46503 | 18576 | 51808 |
| 570330 | 55630 | 78263 | 123121 | 292298 |
| 570390 | 32 | 330 | 101 | 821 |
| 570410 | | 478 | | |
| 570490 | | 3161 | 14733 | 22219 |
| 570500 | 20 | 94 | 106 | 2352 |
| 580110 | | | 918 | 3235 |
| 580122 | 5034 | 22553 | 7861 | 18071 |
| 580126 | 5555 | 5555 | | |
| 580127 | 1622 | 9888 | | |
| 580131 | 1257 | 1257 | | |
| 580136 | 4315 | 4315 | 584 | 1222 |
| 580137 | 55960 | 68369 | 47934 | 47934 |
| 580190 | 10956 | 41276 | 136500 | 275089 |
| 580219 | 70 | 107 | 97 | 102 |
| 580230 | | | 97 | 97 |
| 580300 | | | | 100 |
| 580410 | 73318 | 116742 | 113212 | 226466 |
| 580421 | 18376 | 34957 | 643 | 10409 |
| 580429 | 11600 | 21993 | 77659 | 158437 |
| 580430 | 1539 | 1627 | | 128 |
| 580610 | 15 | 55 | 401 | 409 |
| 580620 | 6363 | 13102 | 21108 | 60809 |
| 580631 | 24 | 133 | 352 | 601 |
| 580632 | 44144 | 112510 | 42032 | 88483 |
| 580639 | 137 | 410 | 1207 | 1532 |
| 580710 | 126974 | 215963 | 110623 | 279369 |
| 580790 | 8797 | 28570 | 14655 | 26039 |
| 580890 | 5861 | 14582 | 3626 | 6195 |
| 581010 | 49 | 49 | 8 | 8 |
| 581091 | 587 | 979 | 2277 | 3029 |
| 581092 | 17244 | 17244 | 4596 | 25930 |
| 590190 | 93673 | 190198 | 82141 | 207307 |
| 590210 | 179810 | 435590 | 159400 | 374768 |
| 590220 | 33806 | 92309 | 3986 | 20537 |
| 590390 | 83977 | 140514 | 210049 | 570761 |
| 590800 | | | 21 | 21 |
| 590900 | 4532 | 18808 | 14481 | 26095 |
| 591190 | 18264 | 41371 | 45948 | 80342 |
| 600110 | 1339 | 6529 | 1656 | 3169 |
| 600121 | | | 396 | 396 |
| 600122 | 2199 | 12467 | 1327 | 2036 |
| 600129 | 144 | 8012 | 18640 | 49500 |
| 600191 | | | | 432 |
| 600192 | 748775 | 1262108 | 1188668 | 2144694 |
| 600199 | 960 | 3541 | 1174 | 2225 |
| 600240 | | | | 125 |
| 600290 | 901 | 9296 | | 6619 |
| 600310 | | 242 | | |
| 600330 | 6617 | 6712 | | |
| 600390 | | | | 7 |
| 600410 | 20255 | 38810 | 4977 | 13461 |
| 600490 | 11388 | 13796 | 1872 | 2504 |
| 600521 | 654 | 654 | 2929 | 5609 |
| 600522 | 6982 | 6982 | 225 | 353 |
| 600524 | | | 16465 | 16465 |
| 600535 | 15905 | 46038 | 7270 | 19678 |
| 600536 | | 5854 | 31440 | 98606 |
| 600537 | 120261 | 207911 | 125982 | 208175 |

Contd.

10.11 Imports by Economic Categories (Detail)

(In Thousand Rupees)

| Items | Aug., 2019 | From July, 2019 | Aug., 2018 | From July, 2018 |
|--------|--------------------------------|-----------------|------------|-----------------|
| 600538 | WRAP KNIT FAB SYN.FIB DIF COLO | 2358 | 2358 | |
| 600539 | WRAP KNIT FAB SYN.FIB PRINTED | 1941 | 6225 | 1244 |
| 600541 | WRAP KNIT FAB ART FIB UNBL/BL | | | 225 |
| 600542 | WRAP KNIT FAB ART FIB DYED | 20589 | 20589 | 87 |
| 600544 | WRAP KNIT FAB PRINTED | 23792 | 42963 | 6960 |
| 600590 | WRAP KNIT FAB O/TH H-6001-6004 | 63499 | 85926 | 15198 |
| 600622 | OTH KNIT/CRO FAB COTTON DYED | | 10206 | 637 |
| 600624 | OTH KNIT/CRO FAB COTON PRINTED | 8885 | 8921 | 2224 |
| 600631 | OTH KNIT/CRO FAB SYN.FIB UNB/B | | 167 | |
| 600632 | OTH KNIT/CRO FAB SYN.FIB DYED | 127351 | 214649 | 318595 |
| 600633 | OTH KNIT/CRO FAB SYN.FIB COLOR | 4427 | 11971 | 3464 |
| 600634 | OTH KNIT/CRO FAB SYN.FIB PRINT | | | 3020 |
| 600642 | OTH KNIT/CRO FAB ART FIB DYED | 417 | 417 | 416 |
| 600644 | OTH KNIT/CRO FAB ART FIB PRINT | | 96 | |
| 600690 | OTH KNITTED CROACHED FABRICS | 11731 | 26751 | 9403 |
| 610120 | MEN/BOYS OVERCOAT/SIM ARTICLE | | | 5 |
| 610130 | MEN/BOYS WIND JACKET/SIM ART. | | 79 | 57 |
| 610190 | OVERCOAT ETC.MEN OTH TEX KNIT. | 1481 | 4214 | 3108 |
| 610220 | APPAREL/CLOTH ACCES,OF COTTON, | 25 | 66 | 1246 |
| 610230 | APPAREL/CLOTH ACCES,M-MADE FIB | | 11 | 588 |
| 610290 | APPAREL/CLOTH OF TEX MATEL, | | | |
| 610310 | SUITS MEN'S/ BOYS KNITTED/CROC | 1614 | 1637 | 3 |
| 610322 | MEN/BOYS,ENSEMBLE,COTTON,KN/CR | | | 1267 |
| 610329 | MEN/BOYS,ENSEMBLE OTH TEX MAT, | 3276 | 5665 | |
| 610332 | JACKET/BLAZER MEN/BOY COT/KNY | 222 | 1300 | 207384 |
| 610333 | JACKET/BLAZER MEN/BOYS SYN FIB | 1805 | 3398 | 637 |
| 610339 | JACKET/BLAZER MEN/BOYS OTH TEX | 27908 | 53279 | 12131 |
| 610341 | TROUSERS,ETC.MEN/BOYS WOOL F/H | | 108 | |
| 610342 | TROUSERS,ETC.MEN/BOYS COT/KNIT | 4187 | 6298 | 4603 |
| 610343 | TROUSERS, ETC.MEN/BOYS SYN FIB | 4854 | 6358 | 124 |
| 610349 | TROUSERS,ETC.MEN/BOYS TEX MAT | 13099 | 35181 | 1486 |
| 610413 | WOMEN/GIRLS,SUITS SYN FIBLE. | 39 | 282 | |
| 610419 | WOMEN/GIRLS,SUITS OTH TEX MAT | 12154 | 14840 | 2914 |
| 610422 | WOMEN/GIRLS,ENSUMBLE,COTT/KNIT | 6 | 6 | |
| 610429 | WOMEN/GIRLS ENSEMBLE,TEX MAT | | | 1310 |
| 610432 | JACKET/BLAZER W/GIRL COT KN/CR | 22982 | 26278 | 5292 |
| 610433 | JACKE/BLAZER W/GIRL SYN KN/CR | | | 316 |
| 610439 | JACKE/BLAZ W/GIRL OTH TEX K/CR | 14384 | 34701 | 72878 |
| 610441 | DRESSES W/GIRL WOOL/HAIR KN/CR | | | 57 |
| 610442 | DRESSES W/GIRL COTTON KNIT/CRO | 241 | 261 | 710 |
| 610443 | DRESSES W/GIRL SYN FIB KNIT/CR | 349 | 889 | 81 |
| 610444 | DRESSES W/GIRL ARTFIB KNIT/CR | | | 176 |
| 610452 | SKIRTS/D-S W/GIRL COT KNIT/CRO | | | |
| 610453 | SKIRTS/D-S W/GIRL SYN KNIT/CRO | 142 | 358 | 31 |
| 610459 | SKIRTS/D-S W/GIRL OTH TEX K/CR | | | 55 |
| 610462 | TROUSERS ETC OF COTTON KNI/CRO | 459 | 2121 | 1928 |
| 610463 | TROUSES ETC OF SYN FIB KNITED | 410 | 1183 | 1319 |
| 610469 | TROUSERS ETC OF OTH TEX MAT KN | 149 | 1550 | 1662 |
| 610510 | MEN/BOYS SHIRTS COTTON KNI/CRO | 13319 | 36286 | 8306 |
| 610520 | MEN/BOYS SHIRTS M-MAD FIB K/CR | 26038 | 51370 | 35957 |
| 610590 | MEN/BOYS SHIRTS O/TEXTILE K/CR | 27332 | 50954 | 10566 |
| 610610 | W/GIRL SHIR/BLOUSES COT KN/CRO | 184 | 2179 | 89 |
| 610620 | W/GIRL SHIR/BLO M/MADE FIB K/C | 948 | 948 | |
| 610690 | W/GIRL SHIR/BLOU OTH TEXMATK/C | 252 | 618 | 12439 |
| 610711 | UNDERPANTS ETC M/BOY COT KN/CR | 2197 | 2431 | 2755 |
| 610712 | UNDERPANT ETC M/BOYS M/MAD FIB | 137 | 167 | |
| 610719 | UNDERPANT ETC M/BOYS OTH T/MAT | 96 | 258 | 17 |
| 610721 | NIGHTSHIRTS&PYJAMAS OF COTTON | 204 | 205 | 64 |
| 610722 | NIGHTSHIRTS&PYJAMAS M/MADE FIB | | 42 | |
| 610729 | NIGHTSHIRT/PYJAMAS OTH TEX MAT | | 399 | |
| 610791 | BATHROBES ETC OF COTTON M/BOYS | 48 | 48 | 372 |

Contd.

10.11 Imports by Economic Categories (Detail)

(In Thousand Rupees)

| Items | Aug., 2019 | From July, 2019 | Aug., 2018 | From July, 2018 |
|--|------------|-----------------|------------|-----------------|
| 610799 BATHROBE ETC OF OTH TEX KN/CRO | 11 | 22 | 19 | 19 |
| 610811 WO/GIRL SLIP,PETTICOAT KNIT/CR | | 54 | | |
| 610819 SLIP PETTICOAT OTH TEX MATERIA | | 492 | | |
| 610821 W/GIRL BRIEF/PANTIES COT KN/CR | 1327 | 1327 | 2240 | 2320 |
| 610822 W/GIRL BRIEF/PANTIES M/MAD FIB | 1624 | 1624 | 114 | 223 |
| 610829 W/GIRL BRIEF/PANTIES OTH T/MAT | 1752 | 4538 | 32 | 380 |
| 610831 W/GIRL N-DRESS/PAJAMA COT KN/CR | 449 | 492 | 73 | 1253 |
| 610832 W/GIRL N-DRESS/PAYJAMS M/M FIB | 139 | 139 | 15 | 48 |
| 610839 W/GIRL N-DRESS/PAJAMAS TEX MAT | 2820 | 2871 | 2893 | 5862 |
| 610891 BATHROBE W/GRL COTTON KNIT/CRO | | | 1078 | 1078 |
| 610892 BATHROBE W/GRL MAN-MADE KN/CRO | 20 | 20 | | |
| 610899 BATHROBE W/GRL OTH TEX KNI/CRO | | 8 | 179 | 237 |
| 610910 T-SHIRT,SINGLETS,VEST COT K/CR | 8942 | 13025 | 8385 | 13243 |
| 610990 T/SHIRT,OTH TXT KN/CR | 10495 | 23161 | 6040 | 22195 |
| 611011 JERSEY,PULOVER,CARDIGAN,WOLLEN | 76 | 76 | 1013 | 1013 |
| 611019 OTH JERSEY PULOVER ETC.WOOLEN | 264362 | 403931 | 88500 | 117173 |
| 611020 JERSEY, PULOVER ETC.OF COT K/C | 2935 | 7315 | 3725 | 5887 |
| 611030 JERSEY, PULOVER M/MADE FIB K/C | 963 | 1109 | 5416 | 6289 |
| 611090 JERSEY,ETC. OTH TEXT. MATERIAL | 11489 | 17789 | 20350 | 34566 |
| 611120 BABY GARMENT OF COTTON KNIT/CR | 15831 | 17418 | 8469 | 29958 |
| 611130 BABY GARMENT OF SYN FIB KNI/CR | 5934 | 5992 | 2804 | 4184 |
| 611190 BABY GARMENT OF OTH TEX KNI/CR | 111284 | 195329 | 124775 | 251910 |
| 611211 TRACK SUITS COTTON KNIT/CROCH | 10 | 10 | 190 | 230 |
| 611212 TRACK SUITS SYB FIB KNIT/CROCH | 504 | 526 | 752 | 969 |
| 611219 TRACK SUITS OTH TEX MAT KNI/CR | 824 | 824 | 434 | 612 |
| 611220 SKI SUITS OF WIMEN KNIT/CROCHD | 1415 | 1415 | | |
| 611231 MEN/BOYS SWIMWEAR SYN FIB K/CR | 6 | 124 | | |
| 611239 MEN/BOYS SWIMWEAR OTH TEX K/CR | | | 59 | 94 |
| 611241 WOM/GIRL SWIMWEAR SYN FIB K/CR | 29 | 50 | | 13 |
| 611249 WOM/GIRL SWIMWEAR OTH TEX K/CR | | | 6 | 45 |
| 611300 GARMENT MADE UP KNIT/CROCH FAB | | 773 | | |
| 611420 OTH GARMENT COTTON KNIT/CROCH | 251 | 251 | 46 | 199 |
| 611430 OTH GARMENT MAN-MADE FIB KN/CR | 206 | 218 | 114 | 812 |
| 611490 OTH GARMENT,OTH TEX MAT KN/CRO | 2155 | 3314 | 2075 | 2302 |
| 611510 GRADUATE COMPRESS HOSIERY | 68743 | 102657 | 34461 | 55139 |
| 611521 OTHER PANTY HOSE AND TIGHTS | | 70 | 151 | 260 |
| 611522 O-PANTY HOSE&TIGHTS S-FIB>67DX | | | 156 | 156 |
| 611529 O-PANTY HOSE OTH-TEXTILE MATE | 20999 | 47524 | 15981 | 38606 |
| 611530 OTH-W-MEN FULL/KNEE LENG HOSIE | 13447 | 35395 | 28035 | 32833 |
| 611595 OTH HOSIERY OF COTTON | 21717 | 22160 | 14982 | 16064 |
| 611596 OTH HOSIERY OF SYNTHETIC FIBRE | 8 | 57 | 4662 | 4693 |
| 611599 OTH HOSIERY OF OTH TEX MATERIL | 1232 | 2956 | 975 | 2863 |
| 611610 GLOV,MITTEN,ETC PCAS/RUBER K/C | 4740 | 5027 | 981 | 1391 |
| 611692 GLOVE,MITTENS ETC KN/CROC COTT | 247 | 677 | 221 | 429 |
| 611693 GLOVE,MITTENS ETC KNIT SYN FIB | 915 | 2166 | 687 | 4634 |
| 611699 GLOVE,MITTENS ETC KNIT TEX MAT | 682 | 1302 | 359 | 671 |
| 611710 SHAWL,SCARVE,MUFFLER,VEILS ETC | 15360 | 21592 | 2731 | 29999 |
| 611780 OTH MADE UP CLOTHING ACCESRIES | 419 | 578 | 177 | 686 |
| 611790 PARTS OF GARMENT OR CLOTH ACSS | 35 | 451 | | 6 |
| 620111 MEN/BOYS OVERCOAT WOOL NOTKNIT | | | 389 | 389 |
| 620112 MEN/BOYS OVERCOAT COT NOT KN/C | 774 | 774 | 175 | 1082 |
| 620113 OVERCOAT MAN-MADE FIB NOT KNIT | | 10 | 21 | 21 |
| 620119 OVERCOAT SIM ART OTH TEX MATER | 1703 | 2027 | 3401 | 4611 |
| 620192 OTH OUTER GARMENT COT MEN/BOYS | 1641 | 2626 | 7691 | 7729 |
| 620193 OTH OUTER GAR M/MADE FIB M/BOY | 378 | 378 | 4148 | 4781 |
| 620199 OTH OUTER GAR OTH TEX MAT M/BY | 4096 | 8083 | 2638 | 3195 |
| 620211 OVERCOAT ETC W/GRL WOOL N/KNIT | | | 18 | 18 |
| 620212 OVERCOAT ETC W/GRL COT N/KNIT | | | 205 | 658 |
| 620213 OVERCOAT ETC W/GRL M/MAD N/KNT | 632 | 632 | | 1131 |
| 620219 OVERCOAT ETC W/GRL O/TEX N/KNT | 28 | 28 | 8 | 4235 |
| 620292 SKI/JACKET W/GRL COT NOT KNIT | 845 | 918 | 137 | 281 |

Contd.

10.11 Imports by Economic Categories (Detail)

(In Thousand Rupees)

| Items | Aug., 2019 | From July, 2019 | Aug., 2018 | From July, 2018 |
|--------|------------|-----------------|------------|-----------------|
| 620293 | | | 199 | 223 |
| 620299 | 1412 | 2783 | 500 | 1560 |
| 620311 | 2 | 2 | | |
| 620312 | 468 | 10208 | 4448 | 12927 |
| 620319 | 1200 | 1606 | 3138 | 17024 |
| 620322 | 1669 | 12007 | 33 | 1048 |
| 620323 | | 1623 | | 608 |
| 620329 | 7316 | 9294 | 19534 | 30229 |
| 620331 | | | 122 | 122 |
| 620332 | 840 | 4896 | 8032 | 9450 |
| 620333 | 1685 | 8479 | 2512 | 4537 |
| 620339 | 59715 | 93457 | 52210 | 94153 |
| 620341 | 4821 | 9804 | 21909 | 60622 |
| 620342 | 12321 | 25348 | 14868 | 23487 |
| 620343 | 7474 | 21776 | 14408 | 36829 |
| 620349 | 14898 | 32398 | 18449 | 40333 |
| 620412 | 11 | 86 | | |
| 620413 | 3523 | 3571 | | |
| 620419 | 16 | 139 | 29 | 944 |
| 620422 | | | | 114 |
| 620429 | 127 | 127 | | |
| 620432 | 645 | 3918 | 174 | 174 |
| 620433 | 986 | 986 | 1669 | 2550 |
| 620439 | 20607 | 41366 | 25527 | 42606 |
| 620442 | 392 | 706 | 2543 | 4243 |
| 620443 | 493 | 824 | 521 | 1010 |
| 620444 | 27 | 27 | 194 | 376 |
| 620449 | 56 | 85 | 100 | 578 |
| 620452 | 10 | 22 | 106 | 162 |
| 620453 | 96 | 450 | | 42 |
| 620459 | 1526 | 2492 | 4281 | 6481 |
| 620462 | 5351 | 13989 | 5271 | 9200 |
| 620463 | 2891 | 3658 | 3782 | 5453 |
| 620469 | 8824 | 18288 | 4789 | 11138 |
| 620520 | 21076 | 77140 | 43080 | 89387 |
| 620530 | 810 | 1234 | 374 | 1456 |
| 620590 | 8696 | 21307 | 100041 | 159748 |
| 620610 | | 11 | | |
| 620630 | 1056 | 1969 | 1392 | 2122 |
| 620640 | 2937 | 5892 | 5987 | 14500 |
| 620690 | 4713 | 5104 | 1895 | 3945 |
| 620711 | 10 | 10 | 630 | 815 |
| 620729 | 4166 | 4477 | 914 | 2452 |
| 620791 | | 80 | | |
| 620799 | 801 | 1744 | 1671 | 3173 |
| 620819 | 1129 | 1129 | | |
| 620821 | 221 | 231 | 379 | 379 |
| 620822 | 419 | 419 | 217 | 1919 |
| 620829 | 6832 | 13095 | 1882 | 2600 |
| 620891 | 438 | 766 | 15 | 33 |
| 620892 | 61 | 61 | | 70 |
| 620899 | 1325 | 1605 | 383 | 513 |
| 620920 | 7453 | 18472 | 2722 | 3606 |
| 620930 | 53 | 53 | 344 | 641 |
| 620990 | 9084 | 14099 | 5599 | 11893 |
| 621010 | 2272 | 2664 | 1228 | 1971 |
| 621020 | 154 | 256 | | 226 |
| 621040 | 21569 | 36759 | 108360 | 126112 |
| 621050 | 377 | 377 | 18 | 33 |
| 621111 | 113 | 113 | | 25 |
| 621112 | | | 199 | 199 |

Contd.

10.11 Imports by Economic Categories (Detail)

(In Thousand Rupees)

| Items | Aug., 2019 | From July, 2019 | Aug., 2018 | From July, 2018 | |
|--------|---------------------------------|-----------------|------------|-----------------|--------|
| 621132 | OTH GAR MEN/BOYS OF COTTON | 61 | 142 | 1076 | 1376 |
| 621133 | OTH GAR MEN/BOYS OF M/MADE FIB | | 820 | 2981 | 3250 |
| 621139 | OTH GAR MEN/BOYS OF TEX MATERI | 1151 | 1245 | 325 | 881 |
| 621142 | OTH GAR WOM/GIRL OF COTTON | 88 | 88 | 4189 | 4224 |
| 621143 | OTH GAR WOM/GIRL OF M/MADE FIB | 537 | 537 | 347 | 567 |
| 621149 | OTH GAR WOM/GIRL OF TEX MATERI | 99 | 533 | 72 | 708 |
| 621210 | BRASSIERES | 69180 | 99576 | 61963 | 119495 |
| 621220 | GIRDLES AND PANTY-GIRDLES | 1639 | 1992 | 1482 | 2671 |
| 621290 | BRACES,SUSPENDERS,GARTER&PARTS | 9875 | 25522 | 3181 | 10574 |
| 621320 | HANDKERCHIEFS OF COTTON | 2229 | 2685 | 248 | 613 |
| 621390 | HANDKERCHIEFS OF OTH TEX MAT | 2549 | 5791 | 8663 | 14657 |
| 621410 | SHAWLS,SCARVES ETC & LIKE SILK | 2 | 23 | 19 | 19 |
| 621420 | SHAWLS,SCARVES ETC & LIKE WOOL | 43999 | 48816 | | |
| 621430 | SHAWL,SCARVE ETC&LIKE SYN FIB | 1659 | 6795 | 4589 | 4968 |
| 621440 | SHAWL,SCARVE ETC&LIKE ART MAT | | | 60 | 209 |
| 621490 | SHAWLS OF OTH TEX MATERIALS | 92151 | 220703 | 30336 | 51708 |
| 621510 | TIES,BOW TIES&CRAVATS OF SILK | 260 | 462 | 951 | 1190 |
| 621520 | TIES,BOW TIES&CRAVATS M/M FIB | 70 | 79 | 85 | 126 |
| 621590 | TIES,BOW TIES&CRAVATS TEX MAT | 1238 | 3305 | 848 | 1898 |
| 621600 | GLOVES, MITTENS AND MITTS. | 19971 | 27518 | 13081 | 18129 |
| 621710 | MADE UP CLOTHING ACCESSORIES | 2092 | 6691 | 1248 | 2561 |
| 630110 | ELECTRIC BLANKETS | 822 | 822 | 59 | 59 |
| 630120 | BLANKET/TRAVEL RUGS OF WOOL/H | | | 9 | 9 |
| 630130 | BLANKET/TRAVEL RUGS OF COTTON | 41 | 68 | 192 | 233 |
| 630140 | BLANKET/TRAVEL RUGS OF SYN FIB | 26298 | 43203 | 381209 | 546023 |
| 630190 | BLANKET/TRAVEL RUGS OF TEX MAT | 7998 | 9226 | 3797 | 5544 |
| 630210 | BED LINEN,KNITTED/CROCHETED | 15539 | 22133 | 7042 | 15967 |
| 630221 | OTH BED LINEN,PRINTED,N/KNIT | 1 | 1 | | 6 |
| 630229 | OTH BED LINEN,PRINTED MILL-MAD | 6 | 117 | 2230 | 2239 |
| 630231 | OTH BED LINEN COTTON N/KNIT/CR | 4 | 4 | 101 | 721 |
| 630239 | BED LINEN OTH TEX MAT NOT KNIT | 3209 | 4162 | 6491 | 8639 |
| 630240 | TABLE LINEN KNITTED/CROCHETED | 5 | 5 | 70 | 70 |
| 630251 | TABLE LINEN OF COTTON KNITTED | 5 | 28 | 41 | 300 |
| 630253 | TABLE LINEN OF MAN-MADE FIBRES | | 20 | | |
| 630259 | TABLE LINEN OF OTH TEX MATERIA | 423 | 423 | | 53 |
| 630260 | TOILET & KITCHEN LINEN COTTON | 1121 | 2172 | 438 | 2145 |
| 630291 | OTH TOILET/KITCHEN LINEN COTTN | 57 | 68 | 51 | 231 |
| 630293 | TOILET/KITCHEN LINEN M/MAD FIB | 109 | 139 | | |
| 630299 | TOILET/KITCHEN LINEN TEX MAT | 8 | 114 | | 172 |
| 630312 | CURTAINS/BLINDS/VALANCE SYN FIB | 11 | 65 | | 33 |
| 630319 | CURTAINS/BLINDS/VALANCE TEXMAT | | 16 | | 281 |
| 630391 | OTH CURTAN,BLIND,VALANC OF COT | | 23 | | |
| 630392 | OTH CURTAINS/VALANCE OF SYN FIB | 10317 | 13855 | 548 | 2477 |
| 630399 | OTH CURTAINS/VALANCE OF TEXMAT | 2137 | 7123 | 137 | 211 |
| 630419 | BED-SPREADS, OTHERS | 207 | 240 | | 982 |
| 630420 | BED NETS | | | 20 | 45 |
| 630491 | OTH FURNISHING ARTICLES KNITED | 923 | 2682 | | 2097 |
| 630492 | OTH FURNISHING ARTICLE COT KNT | | 120 | 292 | 1041 |
| 630493 | OTH FURNISHING ARTICLE SYN FIB | 117 | 80183 | | 127 |
| 630499 | OTH FURNISHING ARTICLES TEXMAT | 21 | 349 | 271 | 281 |
| 630510 | SACK/BAGS OF JUTE OTH TEX FIB | 2403 | 12106 | 26266 | 51999 |
| 630520 | SACKS AND BAGS OF COTTON | | 22 | 22 | 22 |
| 630532 | SACK/BAGS MAN-MADE TEX MATERI | 5627 | 9425 | 2823 | 7619 |
| 630533 | SACK/BAGS OF POLYETHYLENE/PROP | 118 | 654 | 6506 | 6506 |
| 630539 | OTH SACK/BAGS MAN-MADE TEX MAT | 26140 | 59944 | 15654 | 40849 |
| 630590 | SACKS/BAGS OTH TEX MATERIAL | 3997 | 11039 | 297 | 6943 |
| 630612 | TARPAULINS,AWNINGS ETC SYN FIB | 6281 | 6301 | 9785 | 22791 |
| 630619 | TARPAULINS,AWNINGS OF TEX MAT | 357 | 1466 | 442 | 480 |
| 630622 | TENTS OF SYNTHETIC FIBRES | 813 | 4977 | | 2573 |
| 630629 | TENTS OF OTH TEX MATERIAL | 371 | 772 | 317 | 3166 |
| 630630 | SAILS OF OTH TEXTILE MATERIAL | | | | 57 |

Contd.

10.11 Imports by Economic Categories (Detail)

(In Thousand Rupees)

| Items | Aug., 2019 | From July, 2019 | Aug., 2018 | From July, 2018 |
|--------|------------|-----------------|------------|-----------------|
| 630640 | | | | 819 |
| 630690 | 23 | 82 | 11 | 23 |
| 630710 | 12740 | 22923 | 5081 | 11013 |
| 630720 | 19777 | 22079 | 4510 | 6016 |
| 630790 | 125691 | 251351 | 80413 | 149484 |
| 631090 | 5082 | 14746 | 11590 | 16898 |
| 640110 | 578 | 763 | 440 | 649 |
| 640192 | | | 38 | 38 |
| 640199 | 30 | 132 | 4284 | 4758 |
| 640212 | | 89 | 1024 | 1064 |
| 640219 | 563 | 947 | 716 | 2088 |
| 640220 | 17056 | 48869 | 20342 | 39180 |
| 640291 | 18 | 18 | 3151 | 3813 |
| 640299 | 38341 | 52072 | 28908 | 33915 |
| 640319 | 3489 | 4810 | 33158 | 49629 |
| 640320 | | 705 | 8867 | 20774 |
| 640340 | 10478 | 26041 | 8944 | 22372 |
| 640351 | | | | 1197 |
| 640359 | | 10 | 14848 | 18397 |
| 640391 | 1086 | 3286 | 1380 | 1866 |
| 640399 | 13134 | 17623 | 16167 | 86310 |
| 640411 | 44276 | 92055 | 62501 | 81485 |
| 640419 | 562888 | 992879 | 596205 | 1000746 |
| 640420 | 405 | 597 | 905 | 1110 |
| 640510 | 95766 | 183040 | 188743 | 496524 |
| 640520 | 1870 | 3822 | 2241 | 3601 |
| 650400 | 73 | 99 | 19 | 82 |
| 650500 | 14961 | 22321 | 12913 | 24665 |
| 650610 | 23375 | 80683 | 26640 | 56419 |
| 650691 | 258 | 1271 | 625 | 1351 |
| 650699 | 198 | 227 | 398 | 3160 |
| 650700 | 1906 | 4167 | 1326 | 2072 |
| 660110 | 304 | 10966 | 2122 | 4314 |
| 660191 | 142 | 203 | | 26 |
| 660199 | 14846 | 37247 | 5935 | 14352 |
| 660200 | 3490 | 6126 | 1682 | 2177 |
| 660320 | 143 | 143 | | |
| 660390 | | 195 | | |
| 670100 | 372 | 372 | | |
| 670210 | 10468 | 29814 | 15878 | 40341 |
| 670290 | 13836 | 44297 | 13660 | 62117 |
| 670300 | | 10 | | |
| 670411 | 508 | 2619 | 18 | 286 |
| 670419 | 6020 | 13720 | | 662 |
| 670420 | 119 | 119 | | 29 |
| 691090 | 1873 | 2149 | 350 | 993 |
| 691110 | 142362 | 274952 | 126387 | 240806 |
| 691190 | 15029 | 29371 | 23855 | 38264 |
| 691200 | 14917 | 35105 | 22853 | 47152 |
| 691310 | 389 | 3210 | 141 | 676 |
| 700992 | 6870 | 10577 | 6494 | 21595 |
| 701010 | 89 | 872 | 16006 | 20614 |
| 701020 | 5089 | 23685 | 23542 | 37073 |
| 701190 | | | 406 | 450 |
| 701310 | 16823 | 21917 | 13454 | 27448 |
| 701328 | 28 | 436 | 812 | 8113 |
| 701333 | | 6 | | 42 |
| 701337 | 5478 | 9359 | 4186 | 18456 |
| 701342 | | 210 | | |
| 701349 | 115007 | 264023 | 224609 | 332077 |
| 701590 | 1403 | 5150 | | |

Contd.

10.11 Imports by Economic Categories (Detail)

(In Thousand Rupees)

| Items | Aug., 2019 | From July, 2019 | Aug., 2018 | From July, 2018 | |
|--------|--------------------------------|-----------------|------------|-----------------|--------|
| 701690 | OTH PAVING BLOCKS/SLABS/BRICKS | 3937 | 4212 | 10003 | 11390 |
| 701710 | LAB HYG/PHAR GL-WARE W/N GRADU | 4377 | 14733 | 2995 | 12604 |
| 701720 | LAB HYG/PHAR GLASSWARE L/C=10K | 1291 | 1316 | | 373 |
| 701790 | OTH LAB GLASSWARE ETC N.S. | 12303 | 21967 | 6391 | 17150 |
| 701810 | GLASS BEADS, S/PERAL/PRE-STON | 117417 | 219088 | 85734 | 182928 |
| 701820 | GLASS MICROSPHERRES=1MM DIA | 6477 | 32434 | 18799 | 30334 |
| 701939 | OTH WEBS,MATTRESSES,BOARD ETC | 68287 | 137289 | 64763 | 160048 |
| 701940 | WOVEN FABRICS OF ROVINGS | | 3190 | 2002 | 2735 |
| 701951 | OTH WOVEN FABRICS WIDTH=30 CM | 323 | 5186 | 784 | 784 |
| 701952 | OTH WOV FAB WID<30CM WT<250G/M | | | 1019 | 1019 |
| 701990 | OTH ARTICLES OF GLASS FIBRES. | 67899 | 297367 | 113492 | 216054 |
| 711299 | OTH WASTE/SCRAP PRECIOUS METAL | 507 | 2135 | 2844 | 8681 |
| 711311 | ARTICLE OF JEWELLERY OF SILVER | | | | 522 |
| 711319 | ART OF JEWEL OF OTH PRE METAL | 119 | 334 | 69 | 180 |
| 711320 | ART(JEWELRY)BASE MTL-CLD P-MTL | | | 8 | 8 |
| 711411 | ART OF SILVER WARES W/N PLATED | | | 4 | 4 |
| 711590 | OTH ART PREMET/MET CLAD P/MTL | 36660 | 114807 | 51688 | 71239 |
| 711610 | ART NATURAL/CULTURED PEARLS | 86 | 86 | | |
| 711620 | ART PRECIOUS/SEMI-PRE STONES | | 17 | | |
| 711711 | CUFF-LINKS/STUDS-BASE METAL | 123 | 381 | 829 | 1008 |
| 711719 | OTH IMITATION JEWELLERY B/METL | 60534 | 141485 | 54913 | 121148 |
| 711790 | OTH IMITATION JEWEL B/METL,N.S | 23119 | 36325 | 11057 | 22643 |
| 731829 | OTH COACH SCREW,BOLTS,NUT I/S | 61906 | 152156 | 15225 | 33382 |
| 731940 | SAFETY PINS & OTHER PINS | 7587 | 12788 | 4740 | 11669 |
| 732090 | OTHER,SPRING OF IRON AND STEEL | 20745 | 55193 | 24038 | 71187 |
| 732111 | COOKING APPLI&PLATE WARMER GAS | 16064 | 54844 | 23799 | 62989 |
| 732112 | COOK APPLI/PLAT WARMER LIQ FUL | | | 17 | 17 |
| 732119 | O-COKING APPLI INCL SOLID FUEL | | 1339 | 7097 | 13186 |
| 732181 | OTH APPLI FOR GAS & OTH FUELS | | | 1945 | 2944 |
| 732182 | OTH APPLI FOR LIQUID FUEL | 123 | 123 | | |
| 732189 | OTH APPL INCL APPLI SOLID FUEL | 105 | 275 | | 887 |
| 732290 | OTH AIR HEATER&HOT AIR DUSTRBU | 268 | 1242 | 961 | 2116 |
| 732310 | IRON/STEEL WOOL,POT SCROEL ETC | 36272 | 66925 | 9838 | 39681 |
| 732391 | OTH BUCKETS OF CAST IRON ENAMA | 572 | 923 | 2477 | 3862 |
| 732392 | OTH H-HOLD ART CASTIRON ENAMA | 1336 | 1408 | 325 | 497 |
| 732393 | OTH DOMESTIC UTENSILS STA-STEL | 14479 | 21130 | 8343 | 14225 |
| 732394 | OTH DOMESTIC UTENSIL IRON/STEL | 15606 | 27685 | 12241 | 36853 |
| 732399 | OTH H-HOLD ARTCL, PART THEREOF | 45801 | 91363 | 25164 | 72041 |
| 732410 | SINK&WASH BASIN STAINLESS STEL | 23190 | 34149 | 12828 | 28129 |
| 732421 | BATH TUBS CASTIRON W/N ENAMEL | 621 | 1228 | 539 | 1960 |
| 732429 | OTH BATH,SINK,W-BASIN ENA IRON | 21865 | 46560 | 15330 | 30604 |
| 741539 | OTH THREAD ARTICLES OF COPPER | 823 | 1493 | 651 | 5351 |
| 741810 | TABLE,KITCH/OTH HOUSEHOLD ARTI | | 12 | | 55 |
| 741820 | OTH SANITARY WARE,PARTS COPPER | 1166 | 5437 | 306 | 1401 |
| 741910 | CHAIN,PARTS THEREOF OF COPPER | | 178 | | |
| 741991 | CAST,MOULDED,STAM,FORGED,COPPE | 6228 | 6536 | 136 | 309 |
| 750720 | TUBE OR PIPE FITTING NICKEL | 2710 | 2710 | | |
| 761490 | OTH STRAN WIR,ROP,CABL,PL ALUM | 30981 | 37021 | | 388020 |
| 761510 | TABLE,KITCH,POT POLISHPAD ALUM | 11286 | 31826 | 12477 | 26731 |
| 761520 | SANITARY WARE&PATS OFALUMINIU | 828 | 1520 | 758 | 1019 |
| 761610 | NAILS,BOLT,NUT,SCREW ETC ALUMI | 283 | 420 | 980 | 2109 |
| 761691 | CLOTH,GRIL,FENCING OF ALUM WIR | 470 | 2228 | 259 | 259 |
| 790500 | ZINC PLAT SHEET, STRIP & FOIL | 663 | 664 | | |
| 800300 | TIN BAR, ROD, PROFILE AND WIRE | 285 | 285 | | 1222 |
| 810194 | OTH UN-WROUGHT TUNGSTEN,BAR RD | | 17 | 265 | 265 |
| 820900 | PLATE STICK,TIPS TOOL CERMET | 5495 | 67525 | 9046 | 23786 |
| 821000 | HAND-OPERATE MECHANICAL APPL | 9933 | 15541 | 6698 | 18760 |
| 821110 | SETS OF ASSORTED ARTICLES | 177 | 190 | | |
| 821191 | TABLE KNIVES HAVING FIX BLADE. | 2878 | 3374 | 471 | 1346 |
| 821192 | OTH KNIVES HAVE FIXED BLADES. | 8981 | 19626 | 2829 | 6108 |
| 821193 | KNIVE OTH THAN FIXE BLADES. | 74 | 77 | 791 | 1095 |

Contd.

10.11 Imports by Economic Categories (Detail)

(In Thousand Rupees)

| Items | Aug., 2019 | From July, 2019 | Aug., 2018 | From July, 2018 | |
|--------|------------------------------------|-----------------|------------|-----------------|---------|
| 821194 | BLADES | 526 | 678 | 121 | 389 |
| 821195 | HANDLES OF BASE METAL | | | 14 | 14 |
| 821210 | RAZORS | 98210 | 110239 | 56207 | 95845 |
| 821220 | SAFETY RAZOR BLADES, | 31056 | 58621 | 16329 | 39121 |
| 821290 | OTHER PARTS | 2224 | 3912 | 3075 | 4784 |
| 821300 | SCISSORS, TAILORS, SHEARS BLADE | 3035 | 9782 | 5214 | 16297 |
| 821410 | PAPER KNIVES, LETTER OPENER, ETC | 3841 | 7496 | 7167 | 20867 |
| 821420 | MANICURE OR PEDICURE SETS. | 4046 | 6185 | 1590 | 3615 |
| 821490 | OTH ARTICLES OF CUTLERY . | 3481 | 6371 | 1598 | 8802 |
| 821510 | SET OF ASORTED ARTICLE-PRECMTL | | | | 447 |
| 821520 | OTH SETS OF ASSORTED ARTICLE. | 311 | 2491 | 9552 | 17498 |
| 821591 | OTH ARTICLE, NOT INSETS, PLATED | | | 24 | 24 |
| 821599 | OTHER ARTICLES | 8183 | 13164 | 3429 | 10757 |
| 830110 | PADLOCKS | 34075 | 70358 | 47780 | 167556 |
| 830120 | LOCKS FOR MOTOR VEHICLES. | 64789 | 83290 | 4775 | 11240 |
| 830130 | LOCKS FOR FURNITURE | 43092 | 92845 | 30369 | 67566 |
| 830140 | OTHER LOCKS | 47407 | 91821 | 32131 | 80386 |
| 830150 | CLASPS AND FRAMES WITH CLASPS. | 24 | 36 | 114 | 1012 |
| 830160 | PARTS OF LOCKS | 101945 | 221394 | 63628 | 134013 |
| 830170 | KEYS PRESENTED SEPARATELY | 714 | 995 | 2417 | 6279 |
| 830210 | HINGES | 52075 | 148272 | 50544 | 113362 |
| 830220 | CASTORS | 28413 | 75694 | 23508 | 66968 |
| 830230 | OTH MOUNTING, FITTING MOT-VEHICL | 389 | 6271 | 299 | 985 |
| 830241 | OTH MOUNTING, FITTING BUILDING | 7600 | 8749 | 5749 | 11572 |
| 830242 | OTH MOUNTING, FITTING FURNITURES | 133907 | 266166 | 89535 | 170173 |
| 830249 | OTH FITTINGS OF BASE METAL N.S. | 58386 | 133994 | 53234 | 115497 |
| 830250 | HAT-RACKS, HAT-PEGS, BRACKET & FIX | 423 | 884 | 1488 | 4120 |
| 830300 | ARMOURED/REINFORCED SAF B-MTL. | 12671 | 14536 | 1181 | 1708 |
| 830400 | FILING CARD-INDEX CABINET/TRAY | 2319 | 3024 | 199 | 1026 |
| 830510 | FITTING FOR LOOSE-LEAF BINDERS | 438 | 1123 | 619 | 1740 |
| 830520 | STAPLES IN STRIPS | 20665 | 68721 | 27948 | 51007 |
| 830590 | OTH, INCLUDING PARTS | 19480 | 29068 | 6799 | 12687 |
| 830610 | BELLS, GONGS ETC. ELECTRIC METAL | 1487 | 2851 | 702 | 1628 |
| 830629 | OTH STATUETT OTH ORNAMENT | 11342 | 33675 | 7964 | 17794 |
| 830630 | PHOTOGRAPH, PICTURE FRAME MIRROR | 12 | 97 | 94 | 124 |
| 830710 | FLEXIBLE TUBING OF IRON/STEEL | 18271 | 29051 | 13337 | 25590 |
| 830790 | FLEXIBLE TUBING OF BASE METAL | 16214 | 42301 | 8170 | 39151 |
| 830810 | HOOKS, EYES AND EYELETS | 40194 | 78216 | 23049 | 56279 |
| 830820 | TUBULAR OR BIFURCATED RIVET | 1044 | 3970 | 1828 | 3552 |
| 830890 | OTH ARTICLES B/METAL INC/PARTS | 35236 | 71596 | 21347 | 56834 |
| 830910 | CROWN CORKS OF BASE METAL | | | 1 | 1 |
| 830990 | OTH; SCREW CAPS POURING STOPERS | 177985 | 305229 | 54377 | 105823 |
| 831000 | SIGN-NAME PLATE, ETC. BASE METAL | 1092 | 4455 | 940 | 9163 |
| 831110 | COATED ELECTRODE OF BASE METAL | 87828 | 155248 | 88487 | 213457 |
| 831120 | CORED WIRE OF BASE METAL, | 2325 | 7776 | 219 | 13027 |
| 831130 | COATED RODS & CORED WIRE, B/METAL | 2282 | 13311 | 25264 | 43170 |
| 851290 | PARTS OF THE HEADING NO.85.12 | 21743 | 29190 | 42217 | 51731 |
| 852290 | OTH T/COM EQ/AC HD 85.19-85.21 | 384944 | 432365 | 146878 | 240330 |
| 852321 | CARDS INCORPORATING MAG STRIPE | 92345 | 210648 | 129377 | 192730 |
| 852329 | MAGNETIC DISCS | 711 | 2016 | 615 | 1317 |
| 852341 | OTHER OPTICAL MEDIA UNRECORDED | 2607 | 4728 | 9846 | 16927 |
| 852349 | OTHER OPTICAL MEDIA | 141132 | 1694509 | 1397475 | 2210576 |
| 852351 | SOLID STATE NON-VOLATILE STORA | 56074 | 65796 | 27848 | 53033 |
| 852352 | SMART CARDS SEMICONDUCT MEDIA | 146234 | 405829 | 76775 | 329152 |
| 852359 | PROXIMITY CARDS AND TAGS | 42864 | 129620 | 26549 | 71564 |
| 870990 | PARTS, H-NO.87.09 OF WORK TRUCK | 3293 | 3455 | 670 | 3217 |
| 871499 | OTHER, PARTS AND ACCESSORIES | 27723 | 47500 | 15372 | 34235 |
| 880390 | OTH PARTS OF H-88.01 OR 88.02 | 321391 | 1193956 | 775862 | 1293008 |
| 902000 | OTH BREATHING APP & GAS MASK, | 18848 | 50646 | 21673 | 47010 |
| 902110 | ORTHOPAEDIC/FRACTURE APPLIANCE | 7000 | 55843 | 6427 | 27235 |
| 902121 | ARTIFICIAL TEETH | 732 | 762 | 42 | 283 |

Contd.

10.11 Imports by Economic Categories (Detail)

(In Thousand Rupees)

| Items | Aug., 2019 | From July, 2019 | Aug., 2018 | From July, 2018 |
|--|------------|-----------------|------------|-----------------|
| 902129 OTHER; DENTAL FITTINGS | 5827 | 12813 | 578 | 10377 |
| 902131 ARTIFICIAL JOINTS | 85672 | 175059 | 44827 | 102391 |
| 902139 OTH ARTIFICIAL PARTS OF BODY | 273842 | 412668 | 102499 | 242778 |
| 902140 HEARING AIDS,EXCL PART/ACCESSO | 53272 | 106767 | 2797 | 48809 |
| 902150 PACEMAKER STIMULAT HEART MUSCL | 3563 | 91815 | 59857 | 249311 |
| 903300 PARTS& ACCE OF HEARING AIDS | 28359 | 62899 | 8325 | 50814 |
| 910111 WRIST WATCH,ELE OPE,MECH DISPL | | | | 44 |
| 910119 O-W-WATCH ELECTRICALLY OPERATED | 2249 | 8699 | 929 | 3901 |
| 910129 O-W-WATCH,W/N INCO.STOP WATCH | | 158 | 68 | 291 |
| 910199 O-WATCHES INCL STOP WATCHES | 650 | 2257 | | 456 |
| 910211 W-WATCH,MACH DISPL O/TH H-9101 | 16587 | 23307 | 13320 | 23561 |
| 910219 O-W-WATCH W/N INCOR STOP WATCH | 23776 | 24503 | 44681 | 60895 |
| 910221 W-WATCH,AUTO-WIND O/T H-9101 | 35 | 35 | 51 | 51 |
| 910229 O-W-WATCH O/THAN H-9101 | 23128 | 62215 | 43380 | 109871 |
| 910291 OTH, POCKET-WATCH ELE OPERATED | | 262 | 587 | 653 |
| 910299 O-POCKET/STOP WATCH O/T H-9101 | 2365 | 2896 | 252 | 666 |
| 910310 CLOCK WATCH MOVE ELECT OPERATD | 31 | 47 | | |
| 910390 OTH,CLOCKS WATCH MOV EX.91.04 | 126 | 140 | | 45 |
| 910400 INS PANEL CLOCK-AIR&SPACECRAFT | | | | 2018 |
| 910511 ALARAM CLOCK,ELECTRICALLY OPE. | 138 | 1541 | 837 | 1438 |
| 910519 OTHER, ALARAM CLOCK | 105 | 487 | 126 | 544 |
| 910521 WALL CLOCK,ELECTRICALLY OPERAT | 497 | 1030 | 740 | 1326 |
| 910529 OTHER WALL CLOCKS | 6489 | 14826 | 3451 | 13153 |
| 910591 OTH,CLOCK ELECTRICALLY OPERATD | 242 | 822 | 937 | 1788 |
| 910599 OTHER CLOCKS | 123 | 317 | | 174 |
| 910610 TIME-REGISTER,TIME RECORDERS | 2401 | 5926 | 400 | 592 |
| 910690 OTH,TIME OR DAY RECORDING APPA | 4061 | 4979 | 4793 | 8867 |
| 910700 TIME SWITCHES WITH CLOCK/WATCH | 20166 | 45033 | 25967 | 33586 |
| 910811 WATCH MOVE ELEC.OPE MACH DISPL | 13 | 385 | | 125 |
| 910819 OTH,WATCH MOVE ELECT.OPERATED | 57 | 177 | | |
| 910890 OTH,WATCH MOVE COMPLETE ASSEMB | 352 | 1711 | | 131 |
| 910910 ELE OPER.CLOCK MOVE COMP/ASSEMB | 89 | 250 | | 17 |
| 910990 OTH CLOCK MOVEMENT COMP&ASSEMB | 2156 | 3825 | 321 | 389 |
| 911011 COMP MOVE,UNASSEMBLED WATCH | 195 | 2003 | 1450 | 4476 |
| 911090 OTH,COMP MOVE WATCH/CLOCK UN-A | 12 | 288 | 223 | 2919 |
| 911180 OTHER;WATCH CASES | 1759 | 6007 | 17 | 288 |
| 911190 PARTS OF WATCH CASES | 309 | 2249 | 634 | 1334 |
| 911220 CLOCK CASE&CASE OF SIMIL GOODS | | | 165 | 178 |
| 911290 PART OF CLOCK CASE/SIMILR CASE | 101 | 130 | 66 | 133 |
| 911320 WATCH STRAPS,BAND OF BASE METL | | | 22 | 47 |
| 911390 OTH,WATCH STRAPS,BANDS PART | 16867 | 41057 | 937 | 1308 |
| 911410 SPRINGS,INCLUDING HAIR-SPRINGS | 116 | 148 | | 6 |
| 911430 DIALS | 41 | 232 | | 63 |
| 911440 PLATES AND BRIDGES | 17 | 17 | | |
| 911490 OTH;CLOCKS OR WATCH PARTS,N.S. | 11131 | 28507 | 3468 | 6874 |
| 920110 UPRIGHT PIANOS | 463 | 508 | | |
| 920190 OTH,HARPSICHORD KEYBOARD STRIN | 1960 | 4726 | 2107 | 2918 |
| 920210 OTH STRING PLAYED WITH A BOW | | 6 | 139 | 139 |
| 920290 OTH,STRING MUSICAL INSTRUMENTS | 4225 | 11043 | 12261 | 26776 |
| 920510 BRASS-WIND INSTRUMENTS | 106 | 203 | | |
| 920590 OTH,WIND MISICAL INSTRUMENTS,NS | 170 | 232 | 607 | 2485 |
| 920600 PERCUSSION MUSICAL INSTRUMENTS | 208 | 381 | 122 | 125 |
| 920710 KEYBOARD INS,O/THN ACCORDIONS | 130 | 243 | 11 | 25 |
| 920790 OTH,MUSICAL INSTRUMENTS | 29 | 96 | 48 | 735 |
| 920810 MUSICAL BOXES | 39 | 592 | 193 | 266 |
| 920890 OTH;MECHANICAL STRET ORGAN,INS | 4499 | 15686 | 5242 | 16877 |
| 920930 MUSICAL INSTRUMENT STRINGS | | 62 | 11 | 11 |
| 920991 OTH PARTS & ACCE FOR PIANOS. | | | 1 | 1 |
| 920992 PARTS&ACCE MUSICAL INS H-92.02 | 131 | 131 | 208 | 237 |
| 920999 OTH;PARTS&ACCE(CARDS,DISCS) | 5662 | 5928 | 42 | 63 |
| 930190 OTHER MILITARY WAPONS | 16070 | 16070 | | 15577 |

Contd.

10.11 Imports by Economic Categories (Detail)

(In Thousand Rupees)

| Items | Aug., 2019 | From July, 2019 | Aug., 2018 | From July, 2018 |
|--------|------------|-----------------|------------|-----------------|
| 930200 | | | | 6565 |
| 930320 | 294 | 374 | 133 | 133 |
| 930330 | 82 | 274 | 120 | 177 |
| 930390 | | | | 65 |
| 930400 | 8536 | 13569 | 8076 | 9318 |
| 930599 | 22 | 22 | | 31 |
| 930621 | | | 265 | 960 |
| 930629 | 3376 | 3796 | 1001 | 1001 |
| 930630 | | | | 1507 |
| 930690 | | | 156091 | 156091 |
| 930700 | 27 | 173 | | |
| 940110 | | | 1961 | 1968 |
| 940120 | 1791 | 6196 | 1024 | 2683 |
| 940130 | 41609 | 70382 | 30837 | 83787 |
| 940140 | 4605 | 13033 | 3782 | 6360 |
| 940159 | 452 | 4216 | 228 | 1990 |
| 940161 | 3003 | 5131 | 6105 | 18984 |
| 940169 | 3622 | 5495 | 5693 | 7292 |
| 940171 | 12675 | 25429 | 26640 | 44510 |
| 940179 | 41992 | 92395 | 34009 | 73696 |
| 940180 | 19671 | 56766 | 23846 | 48397 |
| 940190 | 390079 | 672165 | 372577 | 633181 |
| 940310 | 3444 | 5894 | 9943 | 28079 |
| 940320 | 17086 | 31574 | 28475 | 46441 |
| 940330 | 11734 | 19743 | 47524 | 65943 |
| 940340 | 7807 | 17303 | 17764 | 28973 |
| 940350 | 56251 | 75248 | 78301 | 144904 |
| 940360 | 12449 | 27080 | 35541 | 94125 |
| 940370 | 5778 | 10880 | 8101 | 14785 |
| 940382 | | 50 | | |
| 940383 | | | 19 | 19 |
| 940389 | 7156 | 8940 | 1145 | 2605 |
| 940390 | 8330 | 23537 | 8276 | 21116 |
| 940410 | 10957 | 12087 | 6781 | 6789 |
| 940421 | 396 | 1237 | 2143 | 17148 |
| 940429 | 35 | 528 | 270 | 2936 |
| 940430 | 277 | 301 | 111 | 126 |
| 940490 | 9138 | 11061 | 7343 | 10322 |
| 940510 | 274158 | 552626 | 243053 | 579581 |
| 940520 | 7163 | 14580 | 5692 | 15081 |
| 940530 | 46319 | 86189 | 61194 | 145909 |
| 940540 | 82850 | 205975 | 74223 | 290322 |
| 940550 | 262 | 1495 | 244 | 733 |
| 940592 | 889 | 3612 | 1046 | 2736 |
| 940610 | 326 | 2074 | 93682 | 187466 |
| 940690 | 237819 | 456441 | 468997 | 754036 |
| 950300 | 355314 | 788954 | 406759 | 853913 |
| 950420 | 5557 | 6873 | 3308 | 7930 |
| 950430 | 4734 | 16407 | 1982 | 13882 |
| 950440 | 6401 | 7853 | 9290 | 10783 |
| 950450 | 247 | 2708 | 1388 | 1500 |
| 950490 | 2615 | 5593 | 27285 | 58990 |
| 950510 | 42 | 340 | 115 | 1708 |
| 950590 | 30020 | 65546 | 28126 | 104877 |
| 950619 | 8 | 18 | 12 | 15 |
| 950629 | 948 | 1199 | 67 | 201 |
| 950631 | 7 | 7 | | 4 |
| 950632 | 323 | 653 | 596 | 796 |
| 950639 | 1002 | 1442 | 221 | 368 |
| 950640 | 348 | 458 | 373 | 505 |
| 950651 | | 2 | 43 | 401 |

Contd.

10.11 Imports by Economic Categories (Detail)

(In Thousand Rupees)

| Items | Aug., 2019 | From July, 2019 | Aug., 2018 | From July, 2018 | |
|--------|---------------------------------|-----------------|------------|-----------------|--------|
| 950659 | OTH; BADMINTON,SIMILAR RACKET | 11664 | 16523 | 5750 | 10484 |
| 950661 | LAWN TENNIS BALLS | 6283 | 34941 | 11442 | 22429 |
| 950662 | INFLATABLE BALLS | 4717 | 13772 | 7974 | 19193 |
| 950669 | OTH BALL O/THN GOLF,T-TEN BALL | 2159 | 4685 | 2778 | 5955 |
| 950670 | ICE SKATES,ROLLER INCL SKABOOT | 636 | 3568 | 112 | 886 |
| 950691 | EQUIP. FOR OTHER PHY EXERCISE | 52039 | 114956 | 86539 | 156232 |
| 950699 | OTHER;SPORTS GOODS N.E.S. | 14488 | 26780 | 11667 | 19896 |
| 950710 | FISHING RODS | 139 | 142 | 7 | 58 |
| 950720 | FISH -HOOKS,W/N SNELLED | | | 14 | 71 |
| 950730 | FISHING REELS | | | 2 | 45 |
| 950790 | OTH LINE FISHING TACKLE NETS | 1342 | 1536 | 766 | 938 |
| 950810 | TRAVELLING CIRCUSES/MENAGERIES | 299 | 299 | | |
| 950890 | SWINGS,SHOOTING GALLERIES ETC. | 9693 | 26793 | 22202 | 48091 |
| 960190 | OTH,ANIMAL CARVING MATERIL,ART | | 20 | 109 | 109 |
| 960200 | WORKED VEGE,MINERAL MATERIAL | 140465 | 260769 | 113336 | 219732 |
| 960310 | BROOM,BRUSHE,CONS TWIN,VEG-MAT | 1041 | 2599 | 1238 | 2241 |
| 960321 | TOOTH BRUSHE,INCL DENT-PLA BRU | 30790 | 50694 | 32404 | 75229 |
| 960329 | OTH;SHAVING,HAIR,NAIL BRUSHES. | 8962 | 14723 | 6748 | 10692 |
| 960330 | ARTST,WRITING,SIMILAR BRUSHES | 2727 | 7076 | 3507 | 8290 |
| 960340 | PAINT,DISTEPEP,VARNISH BRUSHES | 305 | 715 | 846 | 3878 |
| 960350 | OTH BRUSHES CONSTI PART MACHIN | 11058 | 18216 | 4657 | 16198 |
| 960390 | OTH;HAND OPE MECHANICAL F-SWEPR | 20324 | 53806 | 27209 | 43142 |
| 960400 | HAND SIEVES AND HAND RIDDLES. | | 82 | | 352 |
| 960500 | TRAVEL SETS FOR PERSONALTOILE. | 1465 | 15454 | 176 | 1208 |
| 960610 | PRESS-FASTENERS,SNAP-FASTENER. | 29439 | 89682 | 28721 | 62645 |
| 960621 | BUTTON OF PLASTICS,NOT COVERED | 39138 | 113124 | 232384 | 511487 |
| 960622 | BUTON OF BASE METAL,COVER TXT | 24926 | 43330 | 34062 | 79053 |
| 960629 | OTHER BUTTONS | 13287 | 23808 | 34368 | 79866 |
| 960630 | BUTTON MOULD,PART,BUTTON BLANK | | 10 | | |
| 960711 | SLIDE FASTENER FIT CHAIN SCOP. | 23675 | 46866 | 43807 | 96374 |
| 960719 | OTHER;SLIDE FASTENERS | 160819 | 286655 | 110710 | 239761 |
| 960720 | PARTS; SLIDE FASTENERS | 9211 | 14237 | 10764 | 25838 |
| 960810 | BALL POINT PENS | 9516 | 12130 | 11439 | 21748 |
| 960820 | FELT TIPPED.PORUS TIPPED PEN | 9153 | 21141 | 20616 | 54074 |
| 960830 | FOUNTAIN PEN,STYLOGRAPH PEN | 19488 | 20040 | 2044 | 10617 |
| 960840 | PROPELLING OR SLIDING PENCILS | 437 | 784 | 166 | 494 |
| 960850 | SETS OF ARTICLS FROM TWO FOR-H | 363 | 487 | 214 | 1718 |
| 960860 | REFILLS FOR BALL POINT PEN. | 22807 | 23252 | 29503 | 43536 |
| 960891 | PEN NIBS AND NIB POINTS | 49233 | 53159 | 50138 | 78923 |
| 960899 | OTH;PEN,PENCILE,SIMILAR HOLDER | 37726 | 48562 | 16208 | 39232 |
| 960910 | PENCILS&CRAYON W-LEADS ENCASD. | 166950 | 270982 | 119244 | 166307 |
| 960920 | PENCIL LEADS,BLACK OR COLOURED | 4451 | 8197 | 1296 | 8338 |
| 960990 | OTH;PENCIL,DRAWING CHARCOALS. | 5583 | 7050 | 7849 | 13382 |
| 961000 | SLATES&BOARDS,WRITNG/DRAWIN | 6031 | 12332 | 4110 | 10048 |
| 961100 | DATE,SEALING OR NUMBERING STAM | 2479 | 3987 | 1283 | 1905 |
| 961210 | TYPEWRITER OR SIMILAR RIBBONS | 18784 | 94722 | 14853 | 24136 |
| 961220 | INK-PADS | 430 | 686 | 325 | 370 |
| 961310 | POCKET LIGHTERS,GAS FUELLED | 19626 | 36499 | 9307 | 9307 |
| 961320 | POCKET LIGH,GAS FUELL,REFILLAB | | 18308 | 12 | 11755 |
| 961380 | OTHER LIGHTERS | 6036 | 12497 | 4936 | 6964 |
| 961390 | PARTS OF CIGARETTE LIGHTERS | 4721 | 18155 | 172 | 771 |
| 961400 | SMOKING PIPE&CIGAR OR CIG.HOLD | 2208 | 3693 | 1426 | 2770 |
| 961511 | COMBS,HAIR-SLIDES,OF HARD RBER | 4543 | 10997 | 4757 | 14536 |
| 961519 | OTH;HAIRPINS,CURLING PINS,LIKE | 1755 | 4483 | 1520 | 3523 |
| 961590 | OTH;COMES HAIR-SLIDES,LIKE,PAR | 61271 | 156307 | 81232 | 147311 |
| 961610 | SCENT SPRAY SIMI TOILET SPRAY | 14616 | 24873 | 11479 | 26089 |
| 961620 | POWDER-PUFFS&PADS FOR APPLICA | 3729 | 8086 | 3120 | 6370 |
| 961700 | VACCUM FLASKS&OTH VACUM VESS | 18868 | 44126 | 19605 | 51122 |
| 961800 | TAILORS,DUMMIERS&OTH LAY FING. | 2854 | 7963 | 1488 | 3451 |
| 962000 | MONOPODS, BIPODS, TRIPODS | 840 | 1618 | 5540 | 7012 |
| 970110 | PAINTING,DRAWING,PASTELS. | 994 | 1374 | 10201 | 10747 |

Contd.

10.11 Imports by Economic Categories (Detail)

(In Thousand Rupees)

| Items | Aug., 2019 | From July, 2019 | Aug., 2018 | From July, 2018 |
|--|------------------|------------------|-------------------|------------------|
| 970190 OTH COLLAGES&SIMI DECORATIVE | 863 | 1332 | 3614 | 4166 |
| 970200 ORIGINAL ENGRAVINGS,PRINTS. | 169 | 169 | | |
| 970300 ORIGINAL SCULPTURES&STATUARY | 3 | 52 | 87 | 87 |
| 970400 POSTAGE&REVENUE STAMPS,ST-POS | 7 | 14 | 15 | 26 |
| 970500 COLLECTIONS&COLLECTORS, PIECS. | | 1406 | 109 | 506 |
| 970600 ANTIQUES OF AN AGE EXE 100 YE. | 122 | 122 | | |
| 990900 TRANSACTIONS LESS THAN RS.1000 | 241523 | 683518 | 104 | 14311 |
| 991000 SAMPLES HAVING NO-COMMER VALUE | 996918 | 1299479 | 99534 | 501977 |
| 2. RAW MATERIAL TOTAL (A + B) | 299441208 | 617735661 | 347291087* | 671407737 |
| A. CONSUMER GOODS TOTAL | 238964290 | 490801778 | 280276725* | 531657545 |
| 050400 GUTS,BLADERS,STOMACH OF ANIMAL | 1731 | 4401 | 945 | 1814 |
| 050510 FEATHER,USED FOR STUFFING;DOWN | 1882 | 1882 | | |
| 050590 OTH SKINS AND PARTS OF BIRDS | | | | 1845 |
| 050610 OSSEIN,BONES TREATED WITH ACID | 2155 | 2773 | 3457 | 3457 |
| 050690 OTH POWDER & WASTE OF BONES | 1028 | 3996 | 666 | 1517 |
| 050790 OTH TORTOISE-SHELL WHALEBONE | | | 1249 | 1249 |
| 050800 CORAL&SIMILAR MATERIAL/POWDER | 12 | 12 | | |
| 051000 AMBERGRIS,CASTOREUM CIVET,MUSK | | | | 50 |
| 051110 BOVINE SEMEN | 7321 | 17674 | 10250 | 51417 |
| 051191 PRODUCTS OF FISH, CRUSTACEANS | | 458 | | 4 |
| 060110 BULBS TUBERS,TUBEROU,ROOT,ETC | 23663 | 45544 | 10936 | 41152 |
| 060220 TREES,SHRUBS,BUSHES,GRAFTED | | | | 5002 |
| 060290 OTHER LIVE PLANTS | 119 | 455 | 4187 | 6372 |
| 060311 ROSES FRESH | 171 | 368 | 201 | 470 |
| 060314 CHRYSANTHEMUMS FRESH | 3709 | 7172 | 5772 | 10517 |
| 060319 OTH FRESH FLOWER,BUDS FOR BOUQ | 2980 | 5275 | 462 | 1021 |
| 060390 OTH FLOWERS & FLOWERS BUDS | 1444 | 2893 | 1568 | 2636 |
| 110812 MAIZE (CORN), STARCH | | 44234 | 53706 | 105611 |
| 110813 POTATO, STARCH | 80823 | 164342 | 145232 | 170528 |
| 110814 MANIOC (CASSAVA) STARCH | | 7090 | 1568 | 1585 |
| 110820 INULIN | 30444 | 31381 | | 694 |
| 110900 WHEAT GLUTEN,WHETHER/NOT DRIED | 13852 | 32460 | 13554 | 46741 |
| 120110 SOYA BEAN SEED | 6524890 | 8921753 | 11631842 | 20873323 |
| 120190 SOYA BEAN,W.OR-N-BROKEN/SHELED | | | | 8 |
| 120241 OTH GROUND NUTS IN SHELL | | 25 | | 505 |
| 120242 GROUND-NUTS SHELLED BROKEN/N-B | 25276 | 50120 | 30725 | 59096 |
| 120300 COPRA | 104406 | 238166 | 126851 | 318977 |
| 120510 LOW ERUCIC ACID RAPE/COLZASEED | 6386422 | 10116791 | 1616760 | 3404030 |
| 120600 SUNFLOWER SEED,WHETH/NOT BROKE | 130970 | 136983 | 5117 | 10095 |
| 120740 SESAMUM (SESAME) SEEDS | 71 | 71 | | |
| 120750 MUSTARD SEEDS | 106879 | 106879 | | |
| 120770 MELON SEEDS | 1290 | 1290 | 189 | 485 |
| 120799 OTH,OIL SEED/OLEAGINOUS FRUITS | | 2 | | 8 |
| 120910 SUGAR BEET SEED USE FOR SOWING | | 196 | | |
| 120921 LUCERNE (ALFALFA) SEED | 24183 | 41994 | 71218 | 205243 |
| 120922 CLOVER (TRIFOLIUM) SEED | 409463 | 513836 | 642070 | 705925 |
| 120925 REY GRASS SEED | | | 5629 | 5629 |
| 120929 OTHER SEEDS OF FORAGE PLANTS | 55833 | 94281 | 20976 | 75761 |
| 120930 SEED OF HERBACEOUS PLANTS | | | 79 | 79 |
| 120991 OTHER; VEGETABLE SEEDS | 661020 | 1253484 | 715551 | 1201164 |
| 120999 OTH SEEDS OF FRUIT FOR SOWING | 1680 | 8349 | 212717 | 350142 |
| 121190 OTH PLANTS AND PARTS OF PLANTS | 62449 | 177221 | 56127 | 169773 |
| 121221 SEAWEDS/ALGAE FIT FOR HUMAN | 502 | 502 | | 2 |
| 130190 OTH;NATURAL GUM,RESIN & BALSAM | 36795 | 116607 | 36628 | 83752 |

Contd.

10.11 Imports by Economic Categories (Detail)

(In Thousand Rupees)

| Items | Aug., 2019 | From July, 2019 | Aug., 2018 | From July, 2018 |
|--------|--------------------------------|-----------------|------------|-----------------|
| 130212 | SAP AND EXTRACTS OF LIQUORICE | 364 | 364 | 229 |
| 130219 | OTH SAPS & EXTRACT OTH VEG SAP | 50207 | 115505 | 28693 |
| 130220 | PECTIC SUBSTANCES,PECTINATES | 42698 | 58224 | 39857 |
| 130231 | AGAR-AGAR | 26085 | 33583 | 17321 |
| 130232 | MUCILAGES&THICKENERS,LOC SEED | 29110 | 69297 | 35078 |
| 130239 | OTHER MUCILAGES AND THICKENERS | 61890 | 160324 | 24772 |
| 140110 | BAMBOOS | 13686 | 35012 | 1947 |
| 140120 | RATTANS | 13491 | 24368 | 5260 |
| 140190 | OTH VEG MATERIAL USED PLAITING | | | 146 |
| 140490 | TENDU LEAVES(BIDI LEAVES) | 402241 | 747593 | 348264 |
| 150190 | POULTRY FAT OTH THAN H-02.09 | | | 1258 |
| 150210 | TALLOW (OTHER THAN OF H-15.03) | 87296 | 230971 | 203742 |
| 150420 | FATS OILS THEIR FRACT OF FISH | 595 | 691 | 176 |
| 150500 | WOOL GREASE,CRUDE,FETTY SUBS | 11637 | 21597 | 5062 |
| 150710 | SOYABEAN OIL & ITS FRACT CRUDE | 1458784 | 3609246 | 663589 |
| 150790 | OTH SOYABEAN OIL & IT FRACTION | 49741 | 62289 | 6707 |
| 150890 | OTH GROUND NUT OIL & ITS FRACT | 902 | 987 | 966 |
| 150910 | OLIVE OIL & ITS FRACT (VIRGIN) | 10428 | 65526 | 14612 |
| 150990 | OTH OLIVE OIL & ITS FRACTIONS | 27844 | 180857 | 50142 |
| 151000 | OTH OIL/FR,INCL BLENDS OF OIL | | | 4949 |
| 151110 | PALM OIL & ITS FRACTIONS CRUDE | 3325316 | 3794206 | 536792 |
| 151190 | OTH PALM OIL & ITS FRACTIONS | 20466618 | 31316527 | 17721998 |
| 151219 | OTH SUNFLOWER SEE&SAFLOWER OIL | 8040 | 11214 | 1282 |
| 151229 | OTH COTTON SEED OIL & IT FRACT | 17 | 17 | 9086 |
| 151311 | COCONUT OIL,ITS FRACTION CRUDE | 15990 | 45256 | 5262 |
| 151319 | OTH COCONUT OIL,ITS FRACTIONS | 71659 | 130306 | 80278 |
| 151329 | OTH PALM KERNEL/BABASSU OIL | 25835 | 64885 | 222170 |
| 151419 | OTH COLZA/MUSTER OIL,FR/CRUDE | 1357 | 1535 | 91 |
| 151499 | OTH RAPE SEED OIL ITS FRACTION | | 6434 | |
| 151519 | OTH LINSEED OIL & ITS FRACTION | | | 327 |
| 151529 | OTH MAIZE OIL & ITS FRACTIONS | 7166 | 24986 | 10179 |
| 151530 | CASTOR OIL AND ITS FRACTIONS | 59 | 6163 | 13442 |
| 151550 | SESAME OIL & ITS FRACTIONS | 159 | 352 | 25 |
| 151590 | OTH FIXED VEGETABLE OILS/FRACT | 228 | 4541 | 2056 |
| 151620 | VEG FATS/OILS AND ITS FRACTION | 266866 | 400493 | 247800 |
| 151710 | MARGARINE,EXCL LIQUID MARGARIN | 6226 | 17296 | 4060 |
| 151790 | OTH MARGARIN,EDIB MIX/PREP ETC | 250858 | 494804 | 198042 |
| 151800 | ANIMAL/VEG FAT/OILOXIDISE ETC | 27968 | 52283 | 18032 |
| 152000 | GLYSEROL,CRUDE WATER & LYES | | 27792 | 6914 |
| 152110 | VEG WAX WHETHER OR NOT REFINED | 841 | 841 | 836 |
| 152190 | OTH BEES WAXES,OTH INSECT WAX | 9519 | 9519 | 20039 |
| 152200 | DEGRAS,RESIDUES ANIM/VEG WAXES | 24389 | 43843 | 9394 |
| 160100 | SAUSE,PROD MEAT-FOOD PREP OFFL | 178 | 7090 | 2532 |
| 220710 | UNDENATURE ETHYL ALCOHOL O/SPR | 2344 | 3867 | 819 |
| 220720 | ETHYL ALCOHOL/OTH SPIRITS DEN | | 65 | |
| 240120 | TOBACO-WHOLY/PARTLY STE/STRIP | 27887 | 238077 | 189006 |
| 240130 | TOBACCO REFUSE | 12836 | 14270 | 136 |
| 251010 | AAT,C/PHOS,ALUM/C/PHOS&PH/CUG | 453986 | 838985 | 482041 |
| 270810 | PITCH | | 1395 | 2827 |
| 270820 | PITCH COKE | | 1895 | 1550 |
| 270900 | PETROLEUM OILS FROM BITUMINOUS | 34720833 | 76049043 | 62966689 |
| 271019 | KEROSENE,INCL KER.TY. JET FUEL | 14918055 | 37489157 | 22593885 |
| 271099 | OTH WASTE OILS | | 2012 | 3175 |
| 271111 | NATURAL GAS,LIQUIFIED | 46779483 | 95206176 | 40397386 |
| 271112 | PROPANE, LIQUIFIED | 3707 | 3707 | 5725 |
| 271119 | OTH GAS HYDROCARBONS LIQUIFIED | 3135326 | 6647325 | 2264855 |
| 271121 | NATURAL GAS,IN GASEOUS STATE | 391 | 391 | 3722804 |
| 271290 | OTH PETROLEUM WAX ETC | 64589 | 112781 | 29724 |
| 271311 | PETROLEUM COKE;NOT CALCINED | 328906 | 334994 | 6723 |
| 271312 | PETROLEUM COKE; CALCINED | 144 | 1994 | 1139 |
| 271320 | PETROLEUM BITUMEN | 95270 | 329584 | 668880 |

Contd.

10.11 Imports by Economic Categories (Detail)

(In Thousand Rupees)

| Items | Aug., 2019 | From July, 2019 | Aug., 2018 | From July, 2018 |
|--------|------------|-----------------|------------|-----------------|
| 271490 | | 15246 | 2696 | 3151 |
| 290110 | 10292 | 17221 | 10142 | 12526 |
| 290121 | 613649 | 1223851 | 789348 | 1675697 |
| 290129 | 569 | 1803 | 1073 | 5410 |
| 290211 | 2048 | 10444 | 3270 | 6711 |
| 290219 | 42445 | 100628 | 40131 | 79595 |
| 290220 | | | 60 | 90 |
| 290230 | 58362 | 118156 | 25144 | 68630 |
| 290241 | 334504 | 731302 | 227848 | 492861 |
| 290243 | 3469104 | 8221736 | 3752135 | 7670373 |
| 290244 | 100 | 567 | 4278 | 11180 |
| 290250 | 376698 | 577985 | 225849 | 1312448 |
| 290290 | 4917 | 13230 | 6324 | 22133 |
| 290312 | 28855 | 81017 | 71998 | 107841 |
| 290313 | 70377 | 192525 | 23139 | 51775 |
| 290315 | 330282 | 358129 | 144710 | 274172 |
| 290319 | 11964 | 41341 | 5945 | 21175 |
| 290321 | 460814 | 460814 | | |
| 290322 | 54392 | 84164 | 26870 | 45575 |
| 290323 | 5786 | 18798 | 5217 | 5910 |
| 290339 | 147908 | 500705 | 100075 | 252014 |
| 290371 | 117225 | 248636 | 60681 | 176560 |
| 290373 | 20843 | 27934 | 5399 | 10811 |
| 290377 | | | 1274 | 1274 |
| 290379 | | | 6143 | 6143 |
| 290391 | | 1179 | 4738 | 7616 |
| 290399 | | | 24391 | 29870 |
| 290410 | 11674 | 29225 | 5864 | 15464 |
| 290420 | 3018 | 4287 | 6094 | 9632 |
| 290499 | 8824 | 17405 | 2856 | 20605 |
| 290511 | 527297 | 1110693 | 520541 | 972269 |
| 290512 | 153129 | 356596 | 145158 | 352545 |
| 290513 | 7979 | 17805 | 7965 | 34860 |
| 290514 | 13052 | 42519 | 27878 | 35785 |
| 290516 | 271412 | 779684 | 571765 | 834092 |
| 290517 | 5267 | 12477 | 9063 | 16660 |
| 290519 | 7438 | 49462 | 3356 | 24209 |
| 290522 | 3648 | 7615 | 11631 | 14344 |
| 290529 | 2592 | 3194 | | 735 |
| 290531 | 1146117 | 4927117 | 4427674 | 5901888 |
| 290532 | 106652 | 254439 | 149556 | 335552 |
| 290539 | 8112 | 21875 | 19750 | 31202 |
| 290541 | 9345 | 14448 | | 13 |
| 290542 | 51688 | 139990 | 68922 | 157409 |
| 290543 | 30277 | 74936 | 10955 | 36834 |
| 290544 | 5712 | 22828 | 7113 | 8921 |
| 290545 | 68991 | 116089 | 83489 | 123270 |
| 290549 | 4457 | 4457 | | 2750 |
| 290559 | | 2698 | 97 | 2524 |
| 290611 | 61042 | 113825 | 45807 | 103376 |
| 290612 | 1234 | 1999 | | |
| 290613 | 2848 | 8663 | | 3590 |
| 290619 | 15104 | 28904 | 11269 | 26410 |
| 290621 | 6159 | 12167 | 6223 | 17024 |
| 290629 | 2446 | 6883 | 2403 | 10654 |
| 290711 | 54208 | 92311 | 46624 | 107672 |
| 290712 | | 3881 | 17 | 181 |
| 290715 | 901 | 5253 | | 3475 |
| 290719 | 9 | 5937 | 1470 | 11406 |
| 290721 | 7429 | 8334 | 490 | 6218 |
| 290722 | 1378 | 4418 | 8265 | 16784 |

Contd.

10.11 Imports by Economic Categories (Detail)

(In Thousand Rupees)

| Items | Aug., 2019 | From July, 2019 | Aug., 2018 | From July, 2018 | |
|--------|--------------------------------|-----------------|------------|-----------------|---------|
| 290723 | 4,4-ISOPROPYLDENEDIPHENOL/SALT | 15714 | 22728 | 401 | 401 |
| 290729 | OTHER, POLYPHENOLS | 8108 | 38975 | 11951 | 40733 |
| 290819 | OTH DERI CON ONL HALOGEN SUBST | 3234 | 3265 | 1476 | 28270 |
| 291511 | FORMIC ACID | 82699 | 106281 | 28818 | 42140 |
| 291512 | SALTS OF FORMIC ACID | 15768 | 26998 | 120510 | 234090 |
| 291513 | ESTERS OF FORMIC ACID | 2254 | 3805 | | 189 |
| 291521 | ACETIC ACID | 288172 | 567134 | 467634 | 746743 |
| 291529 | OTH,ACETIC ACIDE & ITS SALTS | 12505 | 18272 | 12711 | 14419 |
| 291531 | ETHYL ACETATE | 3997 | 6503 | 8860 | 8889 |
| 291532 | VINYL ACETATE | 139812 | 210182 | 270806 | 342280 |
| 291533 | N-BUTYL ACETATE | 41 | 41 | | 49 |
| 291536 | DINOSEB (ISO) ACETATE | | | 812 | 812 |
| 291539 | OTHER,ESTERS OF ACETIC ACID | 73033 | 140245 | 84816 | 176069 |
| 291540 | MONO/DI/TRICHLOROACETIC ACID-S | 1026 | 2060 | 789 | 1669 |
| 291550 | PROPIONIC ACID,ITS SALT/ESTERS | 21547 | 45216 | 24749 | 54908 |
| 291560 | BUTYRIC/VALERIC ACID/SALT/ESTR | 15522 | 50014 | 20182 | 48896 |
| 291570 | STEARIC ACID | 31781 | 46162 | 27889 | 66267 |
| 291590 | OTH SAT ACYCLIC MONOCARBOXYLIC | 188015 | 305991 | 238432 | 408141 |
| 291611 | UNSATU ACRYLIC ACID/ITS SALTS | 41877 | 95457 | 35173 | 57133 |
| 291612 | UNSATURATE ESTER ACRYLIC ACID | 243280 | 394537 | 156296 | 345207 |
| 291613 | UNSATU METHACRYLIC ACID/SALTS | 1788 | 4050 | 3755 | 8845 |
| 291614 | UNSATU ESTER,METHARYLIC ACID | 71269 | 112611 | 91117 | 151652 |
| 291615 | OLEIC,LINOLEIC/LINOLENIC ACID | | 3707 | 4349 | 5572 |
| 291619 | OTH UNSAT ACYLIC M/CARBOX ACID | 26940 | 43871 | 15978 | 47362 |
| 291620 | CYC-LANIC,LENIC LOTEPHENI ACID | 16481 | 25236 | 2265 | 9515 |
| 291631 | BENZOIC ACID,ITS SALTS/ESTERS | 33061 | 113734 | 15039 | 50217 |
| 291632 | BENZOYL PEROXIDE/BENZYL CHLRID | 791 | 8008 | 16304 | 23558 |
| 291639 | OTH,ARMATIC MONOCARBOXYIC ACID | 157987 | 545584 | 188700 | 281004 |
| 291711 | OXALIC ACID/ITS SALTS/ESTERS | 12194 | 14930 | 14793 | 31792 |
| 291712 | ADIPIC ACID,ITS SALTS/ESTERS | 159198 | 448219 | 163019 | 362263 |
| 291713 | AZELAIC/SEBACIC ACID/SALT/ESTR | 12504 | 12504 | 12761 | 15887 |
| 291714 | MALEIC ANHYDRIDE | 41310 | 79882 | 43335 | 71596 |
| 291719 | OTH ACYCLIC POLYCARBOXYL ACID | 12587 | 26328 | 6509 | 23556 |
| 291720 | CYC-LANIC,LENIC LOTERPENC ACID | 7640 | 11476 | | 9725 |
| 291732 | DIOCTYL ORTHOPHTHALATES | 33 | 33 | | 5637 |
| 291733 | DINONY/DIDECYL ORTHOPHALATES | | | 177 | 1870 |
| 291734 | OTH ESTERS ORTHOPHTHALIC ACID | 9408 | 27202 | 33295 | 49222 |
| 291735 | PHTHALIC ANHYDRIDE | 103584 | 230775 | 118560 | 232610 |
| 291736 | TERPHTHALIC ACID AND ITS SALTS | 1661225 | 3381050 | 2070429 | 3116092 |
| 291739 | OTH POLYCARBOXYLIC ACIDS/DERIV | 59772 | 102373 | 34953 | 64751 |
| 291811 | LACTIC ACID,ITS SALTS/ESTERS | 10217 | 35967 | 16089 | 29823 |
| 291812 | TARTARIC ACID | 12204 | 13649 | 11315 | 16491 |
| 291813 | SALT & ESTER OF TARTARIC ACID | | 29 | 5608 | 5806 |
| 291814 | CITRIC ACID | 204239 | 398688 | 103919 | 338554 |
| 291815 | SALTS & ESTER OF CITRIC ACID | 44172 | 95665 | 20494 | 80460 |
| 291816 | GLUCONIC ACID,SALTS & ESTERS | 140419 | 245941 | 14257 | 143126 |
| 291819 | OTH CARBOXYLIC ACID W/ALCOHOL | 23866 | 58572 | 13291 | 27425 |
| 291821 | SALICYLIC ACID AND ITS SALTS | 7174 | 21427 | 1975 | 6265 |
| 291822 | O-ACETYSALIC ACID/SALT/ESTER | 15658 | 53825 | 3293 | 15498 |
| 291823 | OTH ESTER,SALICYLIC ACID/SALTS | 2943 | 3437 | 998 | 2538 |
| 291829 | OTH CARBOXYLIC ACID+PHENOL FUN | 22576 | 46114 | 17192 | 36029 |
| 291830 | CARBOXYLIC ACID+ALDEHYDE/KETON | 6787 | 12877 | 13434 | 27490 |
| 292990 | OTH COMP WITH OTH NITROGN FUNC | 22861 | 46678 | 12607 | 15299 |
| 293020 | THIOCARBAMATE/DITHIOCARBAMATES | 78354 | 197356 | 18826 | 56636 |
| 293030 | THIURAM MONO-,DI-,TETRASULPHID | | | | 4044 |
| 293040 | METHIONINE | 533305 | 948912 | 424936 | 829687 |
| 293090 | OTHER ORGANO-SULPHUR COMPOUNDS | 283643 | 496237 | 102455 | 214183 |
| 293110 | TETRAMETHYL LEAD&T-ETHYL LEAD | | 14672 | 926 | 6078 |
| 293120 | TRIBUTYLTIN COMPOUNDS | | | | 676 |
| 293133 | DIETHYL ETHYLPHOSPHONATE | | | 239 | 1414 |
| 293139 | O-ALKYL(<C10,INCL.GCYCLOALKYL) | 7706 | 11749 | 5330 | 9371 |

Contd.

10.11 Imports by Economic Categories (Detail)

(In Thousand Rupees)

| Items | Aug., 2019 | From July, 2019 | Aug., 2018 | From July, 2018 | |
|--------|--------------------------------|-----------------|------------|-----------------|----------|
| 293190 | OTH O-ALKYL&(O-2-(DIALKYL,COMP | 54390 | 289933 | 214708 | 586910 |
| 293211 | TETRAHYDROFURAN | 70 | 70 | 153 | 1087 |
| 293212 | 2-FURALDEHYDE (FURFURALDEHYDE) | 33066 | 33066 | | |
| 293214 | SUCRALOSE | 564 | 11083 | 5176 | 9767 |
| 293219 | OTH COMP UNFUSED FURAN RING | 35216 | 54562 | 29513 | 43465 |
| 293220 | LACTONES | 79088 | 118746 | 21451 | 78012 |
| 293299 | OTH HETEROCYCLIC COMP W/OXYGEN | 511057 | 893851 | 104661 | 220426 |
| 293311 | PHENAZONE & ITS DERIVATIVE | | 1961 | 135 | 135 |
| 293319 | OTH COMP UNFUSE PYRAZOLE RING | 11522 | 28127 | 19800 | 37101 |
| 293321 | HYDANTOIN AND ITS DERIVATIVES | 1138 | 5945 | 1267 | 1540 |
| 293329 | OTH COMP UNFUSE IMIDAZOLE RING | 188278 | 483031 | 197523 | 365720 |
| 293331 | PYRIDINE AND ITS SALTS | 1612 | 2632 | 2106 | 2126 |
| 293333 | ALFENTANIAL(INN)(ANILERIDINE) | 756 | 14619 | 4623 | 13125 |
| 293339 | OTH COMP UNFUSE PYRIDINE RING | 363086 | 1186230 | 278326 | 676099 |
| 293349 | OTH COMP QUINOLIN/ISO-QUINOLIN | 200882 | 525189 | 104711 | 301636 |
| 293352 | MALONYLUREA/IT DERIV/SALT THOF | | 1179 | | |
| 293353 | ALLOBARBITAL(INN)(AMBARBITAL) | 754 | 2487 | | 2966 |
| 293359 | OTH COMP PYRIMIDINE/PIPER RING | 779226 | 1512598 | 426381 | 761229 |
| 293361 | MALAMINE | 78454 | 127750 | 42502 | 111909 |
| 293369 | OTH COMP UNFUSE TRIAZINE RING | 243486 | 487931 | 153779 | 237982 |
| 293371 | 6-HEXANELACTAM(EPSILON-CAPROL) | 6131 | 6131 | 4976 | 5507 |
| 293379 | OTHER LACTAMS | 43597 | 117382 | 52125 | 107471 |
| 293391 | ALPRAZOLAM(INN) CAMAZEPAM(INN) | 22250 | 41535 | 54430 | 62617 |
| 293399 | OTHER HETROCYCLIC COPMOUNDS | 509271 | 1040932 | 405331 | 676486 |
| 293410 | COMP UNFUSE THIAZOLE RING | 47444 | 129661 | 103579 | 133961 |
| 293420 | COMP BENZOTHIAZOLE RING SYSTEM | 46698 | 79460 | 44137 | 79503 |
| 293430 | COMP PHENOTHIAZINE RING SYSTEM | 7749 | 8746 | 3272 | 8547 |
| 293491 | AMINOREX(INN),BORTIZOLAM(INN) | | | 2524 | 3390 |
| 293499 | OTHER NUCLEIC ACIDS&SALTS | 862172 | 1974840 | 931237 | 1629309 |
| 293979 | OTH DERIVATIVES OF VEGETAL | | 15 | 248 | 7720 |
| 293980 | VEGE ALKALOIDS BASE PESTICIDES | 708 | 4470 | 2611 | 4240 |
| 294190 | OTHER ANTIBIOTICS. | 784573 | 1867288 | 840456 | 1608454 |
| 310100 | ANIMAL/VEG FERTILIZER/PRODUCTS | 86502 | 191953 | 2051 | 103163 |
| 310210 | UREA,WHET OR NOT AQUEOUS SOLUT | 6082 | 4959584 | 1245 | 9032 |
| 310221 | AMMONIUM SULPHATE | 246300 | 625515 | 147434 | 263880 |
| 310230 | AMMONIUM NITRAT,WHET/NOT AQUES | 77186 | 83984 | 35866 | 54907 |
| 310250 | SODIUM NITRATE | 25506 | 41303 | 28350 | 37389 |
| 310260 | MIXT,CALCIUM/AMMONIUM NITRATE | | 7083 | | |
| 310290 | OTH,MIN/CHEM NETROG FERTILZER | | 328 | 3320 | 10074 |
| 310319 | OTHER SUPERPHOSPHATES | | | 47458 | 47458 |
| 310390 | OTH,MIN/CHEM FERTILIZE PHOSPHT | | | | 5304 |
| 310420 | POTASSIUM CHLORIDE | 239586 | 418074 | 79112 | 196627 |
| 310430 | POTASSIUM SULPHATE | 356972 | 653758 | 303864 | 707864 |
| 310490 | OTH,MIN/CHEM FERTILIZE POTASIC | 99077 | 155174 | 161161 | 187297 |
| 310510 | MIN/CHEM FERTILIZER >10KG | 97 | 97 | 4093 | 4129 |
| 310520 | MIN/CHEM FERTZ ELEM NIT/PHO/PT | 33625 | 111617 | 18130 | 46552 |
| 310530 | DIAMMONIUM HYDROG ORTHO-PHOSPH | 1894609 | 4088723 | 17497564 | 26055536 |
| 310540 | AMMONIUM DIHYDROGEN ORTHO-PHOS | | 19346 | 2129338 | 2136745 |
| 310559 | OTH MIN/CHEM FERTZ NITRAT/PHOS | 30836 | 46252 | 277887 | 283790 |
| 310560 | MIN/CHEM FERTZ ELEM PHOS/POTAS | | | | 7701 |
| 310590 | OTH MINER/CHEMICAL FERTILIZER | 2038 | 34055 | 30588 | 50875 |
| 320110 | QUEBRACHO EXTRACT | 11887 | 16874 | 9622 | 9622 |
| 320120 | WATTLE EXTRACT | 34259 | 49187 | 62566 | 94322 |
| 320190 | OTH TANNING/EXTRACT VEG/GAMBER | 40652 | 107113 | 38917 | 71678 |
| 320210 | SYN ORGANIC TANNING SUBSTANCE | 140241 | 253750 | 140560 | 367544 |
| 320290 | OTH,INORGANIC TANING SUBSTANCE | 216629 | 338826 | 162612 | 285253 |
| 320300 | COLOUR MATTER,VEG/ANIMAL | 5683 | 14878 | 6085 | 23891 |
| 320411 | DISPERSE DYES/PREP BASE THEROF | 291555 | 545163 | 401966 | 633331 |
| 320412 | ACID DYES PREMETALISE/PREP/DYE | 116972 | 224892 | 153341 | 363586 |
| 320413 | BASIC DYES/PREP BASE THEREON | 53903 | 148369 | 69900 | 182183 |
| 320414 | DIRECT DYES/PREP BASE THEREON | 30244 | 67541 | 39186 | 85471 |

Contd.

10.11 Imports by Economic Categories (Detail)

(In Thousand Rupees)

| Items | Aug., 2019 | From July, 2019 | Aug., 2018 | From July, 2018 | |
|--------|--------------------------------|-----------------|------------|-----------------|---------|
| 320415 | VAT DYES INCL PIGMENT/PREPARAT | 941449 | 2027753 | 496075 | 830725 |
| 320416 | REACTIVE DYES PREP BASE THREON | 759573 | 1446425 | 956917 | 1889299 |
| 320417 | PIGMENT PREP BASE THEREON | 225105 | 516088 | 364216 | 735346 |
| 320419 | OTH SYN ORGN COLOURING MATTER | 303699 | 497787 | 230116 | 552836 |
| 320420 | SYN ORGN PROD USE FLUORESCENT | 127891 | 235461 | 62694 | 182578 |
| 320490 | OTH,SYN ORGN COLOURING MATTER | 8969 | 33165 | 3410 | 6686 |
| 320500 | COLOUR LAKES,PREP AS SPECIFIED | 54743 | 86342 | 16660 | 54247 |
| 320611 | PIGMENT PREP TITANIUM DIOXIDE | 741791 | 1694107 | 803178 | 1654677 |
| 320619 | OTH,PIGMENT/PREP TITANIUM DIOX | 19993 | 43146 | 15170 | 49449 |
| 320620 | PIGMENT/PREP,CHROMIUM COMPOUND | 7166 | 34575 | 14130 | 32320 |
| 320641 | ULTRAMARINE/PEP BASE THEREON | 4487 | 6942 | 5572 | 8986 |
| 320642 | LITHOPONE/OTH PIGMENT/ZINC SUL | 4768 | 4768 | | 371 |
| 320649 | OTH,COLOURING MATTER PREPARATN | 135890 | 250701 | 39555 | 123150 |
| 320650 | INORGANIC PRO USE LUMINOPHORES | 81 | 81 | | |
| 320710 | PREP PIGMENT/OPACIFIER/COLOURS | 24257 | 55684 | 31167 | 83403 |
| 320720 | VITRIFIABLE ENAMEL/GLAZE/ENGOB | 5525 | 44491 | 6222 | 11216 |
| 320730 | LIQUID LUSTER/SIMILAR PREPARAT | 2373 | 4321 | | 890 |
| 320740 | GLASS FRIT/POWDER GRANULE/FLAK | 235001 | 362605 | 149486 | 382091 |
| 320810 | PAINT/VARNISH BASE ON POLYSTER | 66963 | 101053 | 21832 | 43810 |
| 320820 | PAINT/VARNISH,ACRY/VINYL POLYM | 36072 | 118547 | 77254 | 168238 |
| 320890 | OTH PAINT BASED ON POLYAMIDES | 189584 | 400438 | 165938 | 324888 |
| 320910 | PAINT/VARNISH ACRY/VINYL POLYM | 35424 | 58040 | 12806 | 30482 |
| 320990 | PAINT/VARNISH,SYN POLYMER/AQS | 25638 | 46769 | 36589 | 120801 |
| 321000 | OTH PAINT & VARNISH FOR LEATHE | 28538 | 45913 | 28287 | 36443 |
| 321100 | PREPARED DRIERS. | 15150 | 26353 | 5873 | 36169 |
| 321210 | STAMPING FOILS | 48684 | 92917 | 23371 | 65563 |
| 321290 | OTH,PIGMENT DISPERSE NON AQUOS | 22916 | 63084 | 22356 | 58580 |
| 321310 | COLOURS IN SETS | 8205 | 17042 | 5401 | 11339 |
| 321390 | OTH COLOUR ARTIST/PAINTERS | 905 | 1836 | 480 | 1350 |
| 321410 | GLAZIERS/GRAFTING PUTTY,RESIN | 36486 | 76317 | 41931 | 87076 |
| 321490 | NON-REFRACTORY SURFACING PREP | 103824 | 187339 | 87264 | 152267 |
| 321511 | ROLLING COATING PRINT INK BLK | 83765 | 144740 | 65962 | 124291 |
| 340290 | OTH ORG SURFAC ACT,WASH/CLEAN | 126374 | 254498 | 91071 | 165647 |
| 340311 | PREP TEXTILE/LEATHER/OIL MATRL | 38553 | 74875 | 58743 | 96002 |
| 340319 | LUBRICAT PREP CONT PET/MIN OIL | 110733 | 193003 | 107374 | 408266 |
| 340391 | OTH,PREP TEXT/LEATHER/FURSK ML | 305313 | 530049 | 251239 | 488656 |
| 340399 | OTH LUBRICAT PREP OIL/GREASE | 105995 | 247991 | 94741 | 239214 |
| 340420 | ART/PREP WAXES,POLYETHEL GLYCL | 36411 | 82401 | 18668 | 56146 |
| 340600 | CANDLES,TAPERS AND THE LIKE | 13085 | 22420 | 6942 | 17826 |
| 340700 | MODELING PASTE ETC RETAIL SALE | 34040 | 51960 | 16916 | 42538 |
| 350110 | CASEIN | 49527 | 75709 | 5320 | 8170 |
| 350219 | OTHER EGG ALBUMIN | | | 4153 | 4153 |
| 350220 | MILK ALBUMIN,INCL WHEY PROTEIN | 16313 | 50295 | 23918 | 51668 |
| 350290 | OTH ALBUMIN O/T EGG ALBUMIN | | | | 5 |
| 350300 | GELATIN&GELATIN DERIVATIVE | | 8155 | 3798 | 35500 |
| 350400 | PEPTONEDERV,PROTEIN SUBSTANCE | 6677 | 9881 | 3445 | 3570 |
| 350510 | DEXTRIN,OTH MODIFIED STARCHES | 98927 | 175367 | 52704 | 74398 |
| 350520 | GLUES | 10018 | 20543 | 9197 | 19080 |
| 350610 | PROD SUITABLE USE GLUE/ADHESIV | 36388 | 66892 | 23629 | 53803 |
| 350691 | ADHESIVE/RUBBER/PLASTIC/RESIN | 295768 | 718280 | 204602 | 370116 |
| 350699 | OTH PREP GLUE/ADHESIVE | 24678 | 59624 | 14819 | 31192 |
| 350710 | RENNET AND CONCENTRATE THEREOF | 1030 | 1891 | 2351 | 3385 |
| 360690 | OTH FERRO CERIUM/OTH PYROPHORC | | | 2326 | 4804 |
| 370110 | X-RAY FILM,PLATE IN FLAT UNEXP | 144221 | 260989 | 47058 | 174906 |
| 370120 | INSTANT PRINT FILM UNEXPOSED | 8156 | 9342 | | |
| 370130 | OTH UNEXPOSED PLATE>255MM | 73992 | 189582 | 135687 | 282138 |
| 370199 | OTH PHOTOGRAP/PLAT/FILM/UNEXPS | 168 | 932 | 70 | 77 |
| 370210 | PHOT-FILM ROLL UNEXPOSE,X-RAY | | | 177 | 230 |
| 370239 | OTH PHOT FILM ROLL ST/UNEXPOSE | | 5722 | 2814 | 5856 |
| 370241 | PHOT FILM W>610MM,L>200M,COLOR | | | | 2221 |
| 370243 | PHOT FILM W>610MM,L<200M | | | | 1497 |

Contd.

10.11 Imports by Economic Categories (Detail)

(In Thousand Rupees)

| Items | Aug., 2019 | From July, 2019 | Aug., 2018 | From July, 2018 |
|--------|------------|-----------------|------------|-----------------|
| 370244 | | 39409 | 49759 | 84817 |
| 370320 | 2631 | 2631 | 3532 | 8442 |
| 370390 | 7134 | 17795 | 2866 | 20084 |
| 370400 | | 3788 | 23 | 23 |
| 370690 | | | 718 | 1676 |
| 370710 | 14326 | 27285 | 2979 | 11588 |
| 370790 | 39012 | 71795 | 16307 | 46017 |
| 380110 | 575 | 2502 | 676 | 3528 |
| 380120 | 742 | 742 | | 124 |
| 380130 | 2104 | 13513 | 742 | 2240 |
| 380190 | | 208 | 1641 | 1724 |
| 380210 | 21710 | 51029 | 13330 | 41259 |
| 380290 | 8282 | 38217 | 7865 | 20184 |
| 380300 | | | | 2628 |
| 380400 | 25500 | 48850 | 6832 | 32155 |
| 380510 | | | | 1994 |
| 380590 | 16997 | 68146 | 3671 | 21471 |
| 380610 | 104308 | 145672 | 48111 | 131136 |
| 380620 | 33089 | 33089 | 1 | 19414 |
| 380630 | 11352 | 27616 | 5057 | 13975 |
| 380690 | 1682 | 20923 | 5439 | 12748 |
| 380869 | | 396 | | |
| 380891 | 901227 | 2719556 | 1002227 | 2613368 |
| 380892 | 263838 | 532908 | 512331 | 870649 |
| 380893 | 461255 | 793516 | 183865 | 355262 |
| 380894 | 50741 | 145548 | 35952 | 85668 |
| 380899 | 6179 | 11192 | 23254 | 38409 |
| 380910 | 144 | 144 | 144 | 144 |
| 380991 | 368459 | 835102 | 281617 | 622488 |
| 380992 | 40930 | 97607 | 58498 | 92551 |
| 380993 | 98411 | 172373 | 85860 | 189751 |
| 381010 | 42264 | 102310 | 101644 | 143879 |
| 381090 | 64703 | 166016 | 34432 | 92013 |
| 381119 | 4743 | 9806 | 4420 | 6624 |
| 381121 | 542236 | 1308746 | 632506 | 1173587 |
| 381129 | 57913 | 163592 | 99758 | 169093 |
| 381190 | 106209 | 364550 | 113851 | 248048 |
| 381210 | 44965 | 78535 | 25485 | 57250 |
| 381220 | 7102 | 8277 | 1320 | 3954 |
| 381231 | 3159 | 6921 | | 2287 |
| 381239 | 182578 | 386722 | 139283 | 303792 |
| 381300 | 623 | 13946 | 13907 | 21440 |
| 381400 | 13414 | 30721 | 23218 | 54834 |
| 381511 | 2190 | 25791 | 9804 | 23347 |
| 381512 | 17108 | 17953 | | 641 |
| 381519 | 16247 | 89763 | 17904 | 241215 |
| 381600 | 127014 | 216963 | 117007 | 171681 |
| 381700 | 903616 | 2234802 | 1124153 | 1708599 |
| 381900 | 263005 | 268295 | 6549 | 38937 |
| 382000 | 30593 | 64024 | 32204 | 63453 |
| 382100 | 15816 | 31108 | 12818 | 34953 |
| 382200 | 1745237 | 3389353 | 914851 | 1940733 |
| 382311 | 17347 | 51073 | 41262 | 69151 |
| 382312 | 6605 | 23540 | | 1912 |
| 382313 | 3497 | 8866 | 4623 | 4623 |
| 382319 | 278056 | 453288 | 380833 | 797732 |
| 382370 | 27372 | 48076 | 23759 | 63687 |
| 382410 | 12217 | 22583 | 18319 | 47030 |
| 382430 | 967 | 967 | 813 | 1131 |
| 382440 | 79782 | 155190 | 81564 | 128670 |
| 382450 | 1061 | 3601 | 439 | 4549 |

Contd.

10.11 Imports by Economic Categories (Detail)

(In Thousand Rupees)

| Items | Aug., 2019 | From July, 2019 | Aug., 2018 | From July, 2018 | |
|--------|---------------------------------|-----------------|------------|-----------------|---------|
| 382460 | SORBITOL O/TH SUB-H-NO.2905.44 | 69996 | 139949 | 61407 | 108982 |
| 382478 | CON (PFCs)/(HFCs)BUT NOT(CFCs) | 19514 | 104817 | 24569 | 92593 |
| 382479 | OTH MIX CON HALOGE DER OF METH | 4930 | 8055 | 53078 | 59715 |
| 382484 | CONT ALDRIN,CAMPHECHLOR TOXAPH | | 418 | 950 | 1173 |
| 382491 | MIX OF 5ETHYL-2METHL-2OXID-BIS | 13983 | 25138 | 18516 | 45925 |
| 382499 | OTHER BINDERS FOR INDUSTRY | 1397974 | 3188793 | 1518877 | 2914041 |
| 382549 | OTH WASTE ORGANIC SOLVANTS | | | 19 | 19 |
| 382600 | BIODIESE&MIXTURE 70%WT-PET-OIL | | | | 138 |
| 390110 | POLYETHYLENE SP GRAVITY<0.94 | 3810927 | 7859784 | 3627681 | 7179679 |
| 390120 | POLYETHYLENE SP.GRAVITY>0.94 | 2867550 | 5580039 | 3834723 | 6837695 |
| 390130 | ETHYLENE-VINYL ACETATE COPLMER | 113027 | 373086 | 104768 | 236737 |
| 390140 | ETHYLENE-ALPHA-OLEFIN G.<0.94 | 210158 | 395855 | 40652 | 89025 |
| 390190 | OTH POLYMER OF ETHYLENE P.FORM | 444166 | 900231 | 463203 | 899786 |
| 390210 | POLYPROPYLENE | 5358684 | 10277140 | 4521474 | 9875416 |
| 390220 | POLYISOBUTYLENE | 372 | 19536 | 12093 | 29939 |
| 390230 | PROPYLENE COPOLYMERS | 1833684 | 3494818 | 1175789 | 2866648 |
| 390290 | OTHER OLEFINS IN PRIMARY FORMS | 17546 | 50362 | 43353 | 81536 |
| 390311 | POLYSTYRENE EXPANSIBLE | 9801 | 15590 | 39078 | 48571 |
| 390319 | OTHER POLYSTYRENE | 26437 | 84071 | 59095 | 137470 |
| 390320 | STYRENE-ACRYLONITRILE COPOLYMR | 20686 | 47365 | 48552 | 92253 |
| 390330 | ACRYLONITRILE-BUTADINE-STYRENE | 447491 | 975696 | 468704 | 1086772 |
| 390390 | OTH POLYMERS OF STYRENE,P-FORM | 19543 | 43369 | 19723 | 32617 |
| 390410 | POLYVINYL CHLORIDE,UNMIX SUBST | 1004612 | 2021370 | 890416 | 1679988 |
| 390421 | OTH POLYVINYL CHLORIDE,NON-PLA | 11446 | 14877 | 2217 | 5437 |
| 390422 | OTH POLYVINYL CHLORIDE PLASTIC | 41632 | 111442 | 24568 | 56149 |
| 390430 | VINYL CHLORIDE VINYL ACETATE | 3636 | 17489 | 2737 | 12766 |
| 390440 | OTH VINYL CHLORIDE COPOLYMERS | 43576 | 85008 | 9147 | 28619 |
| 390450 | VINYLDENE CHLORIDE POLYMERS | | | | 1039 |
| 390461 | POLYTETRALUOROETHYLENE | 728 | 740 | 111 | 1288 |
| 390469 | OTHER, FLUORO-POLYMERS | | 5196 | 1204 | 5758 |
| 390490 | OTH POLYMERS OF VINYL CHLORIDE | 510 | 510 | 5 | 998 |
| 390512 | POLYVINYL ACETATE AQUE DISPERS | 5050 | 16393 | 3908 | 12037 |
| 390519 | OTH POLYVINYL ACETATE (PVA) | 13665 | 28265 | | 2371 |
| 390521 | VINYL ACETATE COPOLYMERS AQUEO | 39452 | 73200 | 32182 | 98516 |
| 390529 | OTH VINYL ACETATE COPOLYMERS | 7602 | 26968 | 8571 | 23510 |
| 390530 | POLYVINYL ALCOHOL W/N CON UNHY | 478865 | 749345 | 239677 | 524310 |
| 390591 | COPOLYMERS | 17325 | 30478 | 4198 | 6182 |
| 390599 | POLYMERS OF OTHER VINYL ESTERS | 79489 | 156861 | 95203 | 130728 |
| 390610 | POLYMETHYL METHACRYLATE | 29164 | 63610 | 15655 | 58543 |
| 390690 | OTHER,ACRYLIC POLYMERS P/FORMS | 980406 | 1953367 | 624130 | 1166844 |
| 390710 | POLYACETALS | 39341 | 82544 | 44576 | 94916 |
| 390720 | OTHER POLYETHERS | 764809 | 1737361 | 872472 | 1723895 |
| 390730 | EPOXIDE RESINS | 94009 | 194142 | 147895 | 278152 |
| 390740 | POLYCARBONATES | 260285 | 383258 | 297378 | 489025 |
| 390750 | ALKYD RESINS | 50435 | 143940 | 24386 | 91337 |
| 390769 | 390761 | 126669 | 289088 | 422397 | 511925 |
| 390769 | OTH YARN AND FILM GRADES | 778849 | 1535556 | 144183 | 254579 |
| 390770 | POLY(LACTIC ACID) | 4905 | 4991 | 16468 | 21986 |
| 390791 | OTHER POLYESTERS, UNSATURATED | 3017 | 8916 | 688 | 7645 |
| 390799 | OTH POLYESTERS IN PRIMARY FORMS | 67585 | 100384 | 85549 | 161349 |
| 390810 | POLYAMIDE-6,-11,-12,-6,6,-6,10 | 48644 | 157535 | 22021 | 50885 |
| 390890 | OTH POLYAMIDE IN PRIMAR FORM | 54894 | 101878 | 35753 | 67561 |
| 390910 | UREA RESINS, THIOUREA RESINS | 16728 | 45966 | 32133 | 49957 |
| 390920 | MALAMINE RESINS | 12483 | 22526 | 16072 | 44117 |
| 390931 | POLY(METHYL PHENYL ISOCYANATE) | 289715 | 781616 | 321904 | 1049212 |
| 390939 | OTHER AMINO-RESINS | | 13 | 19058 | 44454 |
| 390940 | PHENOLIC RESINS | 42359 | 97581 | 57306 | 120064 |
| 390950 | POLYURETHANES | 752597 | 1526463 | 783660 | 2115989 |
| 391000 | SILICONES IN PRIMARY FORMS. | 600759 | 1106307 | 572466 | 1150696 |
| 391110 | PETROL/COUMARONE,INDENE RESINS | 33063 | 62103 | 20037 | 104396 |
| 391190 | OTH,POLYSULPHIDE,SULPHONE/PLAS | 27701 | 47298 | 24841 | 43783 |

Contd.

10.11 Imports by Economic Categories (Detail)

(In Thousand Rupees)

| Items | Aug., 2019 | From July, 2019 | Aug., 2018 | From July, 2018 | |
|--------|--------------------------------|-----------------|------------|-----------------|---------|
| 391212 | CELLULOSE ACETATES,PLASTICISED | 1982 | 3399 | 4161 | 4743 |
| 391220 | CELLULOSE NITRATES(INCL COLLO) | 68535 | 178364 | 49877 | 129389 |
| 391231 | CARBOXYMETHYL CELLULOSE & SALT | 149519 | 282897 | 74485 | 217989 |
| 391239 | OTHER CELLULOSE ETHERS | 255672 | 551469 | 172989 | 358378 |
| 391290 | OTH CELLULOSE & CHEM DERIVATIV | 64887 | 170136 | 45741 | 102955 |
| 391310 | ALGINIC ACID,ITS SALTS & ESTER | 126180 | 223191 | 177196 | 319416 |
| 391390 | OTH NATURAL POLYMERS/MODIFI | 38139 | 88181 | 29384 | 74603 |
| 391400 | ION-EXCHANGERS BASED ON POLYMR | 39158 | 50052 | 35642 | 57488 |
| 391510 | WASTE,ETC OF ETHLY/POLYM/PLAST | 11078 | 24098 | 9413 | 23527 |
| 391530 | WASTEETC OF VINYL-CHLORIDE/PL | 70256 | 164473 | 142687 | 294544 |
| 391590 | WASTE,ETC PLASTIC/PARING | 151626 | 332769 | 67845 | 139798 |
| 391610 | MONOFILAMENT D>1MM RD/ST/PROFI | 7246 | 7744 | 761 | 2781 |
| 391620 | MONOFILAMENT D>1MM-PL PO VICHL | 15588 | 52684 | 25810 | 39637 |
| 391690 | OTH MONOFIL D>1MM PLASTIC-TOH | 45693 | 50543 | 42220 | 67432 |
| 391710 | ARTIFI GUTS OF HARDEN PROTEIN | | | 1579 | 1579 |
| 391721 | TUBE,PIPE HOSES,RIGID,OF POLYM | 53614 | 71717 | 100572 | 185692 |
| 391722 | TUBE,PIPE HOSES,POLYMER OF PRO | 13031 | 13744 | 2697 | 14485 |
| 391723 | TUBE,PIPE ETC OF POLYMER VINYL | 68314 | 108403 | 27304 | 45413 |
| 391729 | TUBE,PIPE HOSE,RIGID,OTH PLAST | 31004 | 33685 | 1150 | 6051 |
| 391731 | FLEXIBLE TUBE,PIPE B-PRE27.6MP | 1617 | 8544 | 12010 | 26733 |
| 391732 | OTH,TUBE,PIPE HOSE W/OUT FITNG | 119422 | 178127 | 20420 | 21828 |
| 391733 | OTH TUBE,PIPE NOT REINFORCED | 1753 | 10333 | 6085 | 6371 |
| 391739 | OTHER TUBES,PIPES AND HOSES, | 29563 | 182463 | 88932 | 275375 |
| 391890 | FLOOR COVERING OF OTH PLASTICS | 651 | 1898 | 1921 | 3227 |
| 391910 | SELF ADHESIVE PLAT,ETC W<20CM | 165443 | 277420 | 193301 | 369425 |
| 391990 | OTH,SELF-ADHESIV PLATE,W>20CM | 615723 | 1146805 | 389158 | 896792 |
| 392010 | OTH PLATES,ETC PLASNON-CELULAR | 368582 | 590387 | 169720 | 476615 |
| 392020 | OTH PLATE,ETC PLAST NOT REINFO | 51878 | 165358 | 102820 | 172776 |
| 392030 | OTH PLATE,SHEET,ETC OF PLASTIC | 13432 | 43535 | 41324 | 74384 |
| 392043 | OTH PLATE,MAT OF VINYL CHLORID | 69997 | 162458 | 67711 | 239310 |
| 392049 | OTH PLAT,ETC VINYL CHLORID FLX | 172307 | 300061 | 141344 | 235319 |
| 392051 | OTH PLATE,ETC ACRYLIC POLYMERS | 4443 | 13662 | 634 | 12306 |
| 392059 | OTH PLAT,ETC OTH ACRYLPOLYEER | 14028 | 26063 | 8123 | 21070 |
| 392061 | POLY CARBONATE IN PLATE, ETC | 6096 | 7167 | 10862 | 12296 |
| 392062 | OTH PLATE ETC POLY(ETH TEREPH) | 23539 | 44479 | 40740 | 89803 |
| 392063 | OTH PLATE ETC UNSAT-POLYESTERS | 30800 | 84227 | 6602 | 18871 |
| 392069 | OTH PLATES ETC OF OTH POLYESTR | 14542 | 19585 | 9529 | 12074 |
| 392071 | OTH PLAT ETC PLAS OF REG CELUL | 5084 | 10754 | | 2231 |
| 392073 | OTH PLATETC PLASTIC NON CELLU | 167 | 169 | 132 | 132 |
| 392079 | OTH PLAT ETC-PLAS OF CEL DERIV | | 1 | | |
| 392091 | OTH PLATETC PLAS OF PO BUTRAL | 1378 | 9209 | 79 | 79 |
| 392092 | OTH PLAT ETC-PLAS OF POLYAMIDE | 6818 | 10188 | 3797 | 6266 |
| 392094 | OTH PLAT ETC-PLAS OF PHENORES | 1412 | 6896 | 803 | 803 |
| 392099 | OTH PLAT ETC-PLAS OF OTH PLAST | 106141 | 211300 | 47343 | 111563 |
| 392112 | PLAT ETC PLASTIC CEL P-VIN-CHL | 20012 | 64544 | 31235 | 210186 |
| 392113 | PLAT ETC PLA CEL OF POLUURETHA | 73049 | 93326 | 33840 | 76447 |
| 392114 | PLAT ETC PLA CEL OF REGERATED | | 5677 | 4994 | 6675 |
| 392119 | FLAT SHET ETC PLA CEL OTH PLAS | 33438 | 54546 | 40479 | 70863 |
| 392690 | OTH, ARTICLES OF PLASTICS | 496775 | 1054242 | 507722 | 1011522 |
| 400110 | NATURAL RUBBER LATEX | 233920 | 483523 | 311146 | 514054 |
| 400121 | SMOKED SHEETS | 110320 | 258182 | 68421 | 176968 |
| 400122 | TECH SPECIFIED NATURAL RUBBER | 838800 | 1582577 | 366618 | 833889 |
| 400129 | OTHER NATURAL RUBBER | 19867 | 35664 | 30044 | 35565 |
| 400211 | STYRENE-BUTADIENE RUBBER LATEX | 153251 | 322809 | 191462 | 338652 |
| 400219 | STYREN BUTADIEN RUBER CARBXyla | 582827 | 862476 | 276438 | 611742 |
| 400220 | BUTADIENE RUBBER (BR) | 11217 | 33647 | 4864 | 48937 |
| 400231 | ISOBUTENE-ISOPRENE RUBBER(IIR) | 307577 | 642642 | 201836 | 486902 |
| 400239 | OTH,HALO-ISOBUTENE-ISOPRENE RU | | 18736 | 99 | 99 |
| 400241 | CHLOROPRENE RUBBER LATEX (GR), | | 785 | | |
| 400249 | CHLOROPRENE RUBBER O/THAN LATX | 119498 | 233387 | 39613 | 131228 |
| 400251 | ACRYL BUTADIENE RUBBER LATEX | | | 1209 | 4047 |

Contd.

10.11 Imports by Economic Categories (Detail)

(In Thousand Rupees)

| Items | Aug., 2019 | From July, 2019 | Aug., 2018 | From July, 2018 | |
|--------|--------------------------------|-----------------|------------|-----------------|--------|
| 400259 | ACRY BUTAD RUBBER O/THAN LATEX | 39823 | 107472 | 34343 | 105440 |
| 400270 | ETHYL PROPLENE-NON-CONJUGATED | 23509 | 63921 | 7883 | 35954 |
| 400299 | OTH SYN RUBBER FACTICE D/F OIL | 9587 | 28574 | 7376 | 12263 |
| 400300 | RECLAIMED RUBBER PRIMARY FORM | 24544 | 26373 | 36644 | 90237 |
| 400400 | WASTE,PAROMGS&SCRAP O/TH H-RUB | 93911 | 136442 | 68218 | 185149 |
| 400510 | COMP WITH CARBON BLACK OR SILI | 42347 | 63771 | 56448 | 92265 |
| 400520 | SOLUTION/DISPERS O/T H-4005.10 | | 20 | | 263 |
| 400591 | PLATE,SHEET STRIP UN-VUL RUBER | 3277 | 4338 | 867 | 2374 |
| 400599 | OTHER COMPOUNDED RUBBER | 21435 | 21488 | 32341 | 60316 |
| 400690 | OTH FORM&ARTIC UNVULCAN RUBBER | 186 | 277 | 6412 | 20511 |
| 400700 | UNVULCA RUBBER THREAD & CORD | 12324 | 34644 | 31120 | 58698 |
| 400811 | PLATE,SHEET ETC CELLU VULC RUB | 3693 | 12030 | 7508 | 12281 |
| 400819 | RODS&OTH FORMS OF CEL.VULC RUB | | | 1535 | 1535 |
| 400821 | PLAT,SHET N-CELU VULCANI RUBER | 57162 | 116263 | 17433 | 60917 |
| 400829 | RODS&OTH FORM OF N/CEL VUL RUB | 2722 | 6518 | 5334 | 14459 |
| 400911 | TUBE,PIPE OF RUBBER W/O.FITING | 26697 | 78168 | 55459 | 101149 |
| 400912 | TUBE,PIPE OF RUBER WITH FITING | 1282 | 3064 | 5328 | 9751 |
| 400921 | TUBE,PIPE OF RUB W/O.METL.FIT | 8568 | 10383 | 2670 | 10386 |
| 400922 | TUBE,PIPE OF RUB WITH METL.FIT | 3097 | 13748 | 4259 | 8690 |
| 400931 | TUBE,PIPE RUB W/O TEX.METL.FIT | 9137 | 12245 | 11525 | 19786 |
| 400932 | TUBE,PIPE RUB W/TEX.METL.FIT | 901 | 1017 | 196 | 509 |
| 400941 | TUBE,PIPE RUB W/O OTH.METL.FIT | 8111 | 20707 | 12564 | 15946 |
| 401700 | HARD RUBER IN ALL FORMS/ARTICL | 5057 | 6903 | 1475 | 6238 |
| 410120 | W.HID&SKIN BOV.WT8-10KG.UN.SPL | 1151 | 1151 | 2051 | 2626 |
| 410150 | WHOLE,HIDE/SK BOV ANI F>16 KG | 34973 | 72021 | 21165 | 41212 |
| 410210 | RAW SKINS OF SHEEP/LAMB W/WOOL | 85048 | 181088 | 102751 | 312710 |
| 410221 | RAW SK SHEP/LAM W-OUT WOOL PKD | 110971 | 144706 | 85018 | 164132 |
| 410229 | OTH RAW SK SHEP/LAM W/OUT WOOL | 10424 | 11418 | | 14177 |
| 410390 | OTH,HID/SK FRE SALTED,DRIED,LA | 29981 | 58479 | 36262 | 83208 |
| 410411 | HIDE/SKIN FULL GRAIN UNSPLIT | 1624 | 1624 | | |
| 410419 | OTH HIDE,SKIN WET STATE | 32868 | 80126 | 9991 | 31750 |
| 410441 | HIDE,SKIN FULL GRAIN DRY STATE | | | 3405 | 3597 |
| 410449 | OTHER HIDES DRY STATE(CRUST) | 277 | 603 | 7597 | 7597 |
| 410510 | WET BLUE LAMB,SHEEP SKIN | 61872 | 137129 | 56017 | 148633 |
| 410530 | SHEEP/LAMB SKIN NO WOOL CRUST | | | | 681 |
| 410621 | GOAT/KID SKIN WET BLUE | 50004 | 84966 | 36238 | 88102 |
| 410622 | GOAT/KID SKIN CRUST | | | | 35450 |
| 410692 | OTH SKINS DRY STATE CRUST | 24495 | 24495 | | |
| 410712 | WHOLE HIDE/SKIN GRAIN SPLIT BV | | 11426 | | 1046 |
| 410719 | OTH WHOLE HIDE/SKIN BOV ANIMAL | 12412 | 48890 | 51490 | 123213 |
| 410792 | OTH HIDE INCL SIDE GRAIN SPLIT | 3726 | 6826 | 39907 | 56952 |
| 410799 | OTH LEATHER FURTHER PREPARED | 3373 | 11648 | 10851 | 32920 |
| 411200 | PREPARED LEATHER SHEEP/LAMB | 19632 | 34742 | 15291 | 28710 |
| 411310 | LEATHER PREP.AFTER TANN GOAT | 1049 | 8645 | | 1550 |
| 411390 | OTH LEA FURTHER PREP.AFTR TANE | 3462 | 16165 | | 5742 |
| 411410 | CHOMIS LEATHER | 60 | 60 | | 23 |
| 411420 | PATENT LAMINATED METALIS LEATH | | 44 | | |
| 411510 | COMP. LEATHER WITH BASIS LEATH | 98 | 1529 | 786 | 1642 |
| 411520 | PARINGS, OTH WASTE OF LEATHER | 3 | 3 | | |
| 420600 | ARTI OF GUT OF BLADER/ TENDONS | | 7 | | |
| 430130 | FURSKINS OF LAMB,WHOLE | | | 5 | 5 |
| 430219 | OTH,FURSKINS,WHOLE,W&W/OUT H&T | 212 | 212 | 7433 | 13027 |
| 440121 | 440111 | | 2 | | |
| 440121 | WOOD IN CHIPS OR PARTICLES CON | | | | 8 |
| 440122 | WOOD IN CHIPS OR PART NON-CON | | 162 | 858 | 3750 |
| 440321 | 440311 | 69487 | 128185 | 59281 | 127917 |
| 440321 | WOOD OF PINE CROS-SEC> 15CM | 10062 | 14032 | 7590 | 18689 |
| 440322 | WOOD OF PINE OTH CROS-SEC | 2236 | 9474 | 7291 | 11882 |
| 440326 | OTH CONIFEROUS WOOD | 5682 | 29967 | 17673 | 25221 |
| 440349 | OTH,WOOD,NON-CONF SPECIES ROUG | 52900 | 90035 | 23269 | 59814 |
| 440391 | OTH WOOD OAK LOGS NON-CONFIFER | | | 1718 | 1718 |

Contd.

10.11 Imports by Economic Categories (Detail)

(In Thousand Rupees)

| Items | Aug., 2019 | From July, 2019 | Aug., 2018 | From July, 2018 |
|--------|------------|-----------------|------------|-----------------|
| 440394 | | | | 1309 |
| 440399 | | | | 553803 |
| 440410 | | | | 13806 |
| 440799 | 159935 | 351807 | 285119 | 583669 |
| 440810 | 9425 | 26589 | 8893 | 21462 |
| 440839 | 5306 | 10268 | 285 | 6879 |
| 440929 | 7781 | 18269 | 231 | 1122 |
| 441011 | 28922 | 37761 | 21968 | 30177 |
| 441012 | 1158 | 2349 | 808 | 1608 |
| 441019 | 35 | 109 | | |
| 441090 | | 58 | 1688 | 4350 |
| 441112 | 17652 | 68472 | 37579 | 66536 |
| 441113 | 5686 | 31606 | 10881 | 16905 |
| 441114 | 172448 | 358926 | 140611 | 308592 |
| 441192 | | | 3587 | 6574 |
| 441193 | 190869 | 361074 | 256236 | 450064 |
| 441194 | 934 | 3741 | | 2094 |
| 441210 | | 542 | 755 | 755 |
| 441231 | | | 537 | 1287 |
| 441233 | 5074 | 11107 | 8552 | 19827 |
| 441234 | 14903 | 38071 | 32244 | 71321 |
| 441239 | 44 | 1397 | 4945 | 9056 |
| 441294 | | 928 | 763 | 763 |
| 441299 | 1250 | 6498 | 1311 | 5390 |
| 441400 | 419 | 2069 | 944 | 1983 |
| 441510 | 139 | 1221 | 364 | 795 |
| 441520 | 87 | 243 | 145 | 164 |
| 442191 | | 2 | | 71 |
| 442199 | 44628 | 71846 | 36987 | 79902 |
| 450110 | | 1139 | 521 | 521 |
| 450190 | | 1029 | | 261 |
| 450310 | | | 53 | 53 |
| 450390 | | | | 7 |
| 450410 | 5324 | 5324 | 10058 | 10254 |
| 460290 | 114 | 336 | 661 | 1884 |
| 470100 | 69838 | 175007 | 136881 | 177350 |
| 470311 | 108651 | 210601 | 263356 | 435046 |
| 470321 | 1005501 | 2034064 | 895279 | 2057624 |
| 470329 | 668695 | 1407146 | 1066706 | 1690065 |
| 470429 | 30440 | 35010 | 8187 | 79580 |
| 470500 | 233487 | 538042 | 193632 | 386401 |
| 470620 | 535 | 535 | | |
| 470692 | 4139 | 6181 | | |
| 470710 | | 35435 | 21606 | 31839 |
| 470720 | | 68 | 998 | 998 |
| 470730 | | | 2790 | 5582 |
| 470790 | 502766 | 965737 | 460154 | 822273 |
| 480100 | 644544 | 1556744 | 678800 | 1310476 |
| 480210 | | 15 | 2 | 76 |
| 480220 | 6168 | 6168 | | 69 |
| 480240 | 34 | 217 | | |
| 480254 | 2755 | 13183 | 5915 | 13637 |
| 480255 | 149039 | 246542 | 152342 | 354640 |
| 480256 | 22547 | 47654 | 12954 | 15008 |
| 480257 | 8269 | 30420 | 7153 | 270820 |
| 480258 | 31239 | 87339 | 31020 | 90590 |
| 480261 | 663 | 663 | 1227 | 1227 |
| 480262 | 394401 | 775899 | 551515 | 842194 |
| 480269 | 222690 | 370053 | 111183 | 206507 |
| 480300 | 62913 | 126367 | 37333 | 93413 |
| 480411 | 61295 | 123966 | 24205 | 71324 |

Contd.

10.11 Imports by Economic Categories (Detail)

(In Thousand Rupees)

| Items | Aug., 2019 | From July, 2019 | Aug., 2018 | From July, 2018 | |
|--------|--------------------------------|-----------------|------------|-----------------|---------|
| 480419 | OTH KRAFTLINER UNCOAT ROL/SHET | 37272 | 68769 | 24930 | 66778 |
| 480421 | SACK KRAFT PAPER,UNBLEACHED | 413955 | 1074348 | 1270582 | 1872974 |
| 480429 | OTH SACK KRAFT PAP UN-COT RISH | 7516 | 23644 | 7066 | 48606 |
| 480431 | OTH KRAFT P1BORD WT150G/SQMUNB | 24114 | 41808 | 18035 | 54326 |
| 480439 | OTH UNC K-P/BORD WT150G/SQMUB | 8163 | 35411 | 38023 | 83380 |
| 480442 | OTH KRAFT 150-225G BLECH | | | | 2355 |
| 480449 | OTH KRAFT PAPER IN ROCC/SEETS | 134 | 134 | | |
| 480451 | OTH KRAFT PAPER 225G ON BLEACH | | | | 2812 |
| 480459 | OTH KRAFT PAPER IN ROLL 225G | 489 | 24385 | 20360 | 36574 |
| 480511 | SEMI-CHEMICAL FLOUTING PAPER | | | 40066 | 40066 |
| 480524 | TESTLINER BD WT150G/M2 OR LESS | 9604 | 19111 | 4030 | 14573 |
| 480525 | TESTLINER BOARD WT>150 G/M2 | 41362 | 92392 | 18640 | 31078 |
| 480530 | WRAPPING PAPER,UNCOAT | 2004 | 18914 | 24261 | 43907 |
| 480540 | FILTER PAPER/PAPERBOARD,UNCOAT | 7424 | 8877 | 1690 | 8910 |
| 480591 | OTH P&P/ BOARD<150G UNCOATED | 83035 | 165455 | 60820 | 122696 |
| 480592 | OTH P&P/BOARD 150-225G UNCOAT | 36159 | 43645 | 28941 | 38355 |
| 480593 | OTH P & P BOARD<225G UNCOATED | 73182 | 107587 | 39940 | 81165 |
| 480610 | VEGETABLE PARCHMENT PAPER | 4581 | 4889 | 1061 | 1792 |
| 480620 | GREASEPROOF PAPERS | 5853 | 9392 | 2377 | 2473 |
| 480630 | TRACING PAPERS | | | | 3848 |
| 480640 | CLASSINE/GLAZED TRANSPA PAPER | 28876 | 74286 | 12805 | 43358 |
| 480700 | COMPOSITE P/BOARD STICKING FLA | 811 | 811 | 5376 | 5376 |
| 480840 | SACK KRAFT PAPER CREPED/EMBOSD | 1343 | 9049 | 576 | 632 |
| 480890 | OTH PAPER,CREPED/EMBOSSD/PERF | 2415 | 5797 | 1240 | 3815 |
| 480920 | SELF COPY PAPER | 60030 | 83702 | 143640 | 202195 |
| 480990 | OTH COPYING / TRANSFER PAPERS | 13825 | 28630 | 15913 | 32160 |
| 481013 | P&P/BOARD FOR WRITING/PRINTING | 246702 | 701256 | 390632 | 830405 |
| 481014 | P&P/B IN SHEET 1-SIDE<435/297M | | | 2416 | 2416 |
| 481019 | OTH PAPER&PAPERBOARD IN SHEET | 57625 | 186043 | 128482 | 176864 |
| 481022 | LIGHT WEIGHT COATED PAPER | | 5055 | 152 | 152 |
| 481029 | OTH LIGHT WEIGHT COATED PAPER | 293996 | 474357 | 197731 | 373876 |
| 481031 | KRAFT PAPER&BOARD WT 150G/M2 | 270 | 270 | | |
| 481032 | KRAFT PAPER&P/BOARD WT>150G/M2 | | | 54543 | 111550 |
| 481039 | OTH KRAFT PAPER&P/BOARD BLEACH | 3594 | 3594 | 18 | 4258 |
| 481092 | OTH PAPER&P/BOARD MULTI-PLY | 1067562 | 1987696 | 868487 | 1959765 |
| 481099 | OTH PAPER&P/BOARD COATED | | 80378 | 62126 | 72433 |
| 481110 | P&P/BOARD,TARRED,BITUMINISED | 1916 | 1918 | 139 | 501 |
| 481141 | GUMMED ADHESIVE PAPER & BOARD | 261755 | 516374 | 207003 | 588978 |
| 481149 | OTH GUMMED/ADHESIVE P&P/BOARD | 47832 | 62923 | 14346 | 29638 |
| 481151 | PAPER&PAPER BOARD PLASTIC COAT | 252 | 1517 | 947 | 1006 |
| 481159 | OTH P&P/BOARD PLASIC COAT. | 458579 | 906719 | 617760 | 1461012 |
| 481160 | P&P/BOARD COATED WAX COVERED. | 115590 | 246175 | 69108 | 138060 |
| 481190 | OTH P&P/B CELLULOSE WADDING | 89614 | 298641 | 131076 | 257916 |
| 481320 | CIGRETTE PAPER IN ROLL WTH SCM | 23535 | 34610 | 54674 | 93103 |
| 481390 | OTH CIGARET PAPER,BOOKLET/TUBE | 25780 | 52003 | 92007 | 148759 |
| 481420 | WALL PAPER COVERD WITH GRANITE | 6128 | 41879 | 39959 | 77446 |
| 491199 | OTHER, PRINTED MATTER | 40429 | 52748 | 54024 | 63075 |
| 500100 | SILK-WORM COCOONS FOR REELING | | | | 74 |
| 500200 | RAW SILK (NOT THROWN) | 14347 | 22432 | 37014 | 70269 |
| 500400 | SILK YARN,NOT RETAIL SALE | 30605 | 38170 | 43861 | 60131 |
| 500500 | YARN SPUN FROM SILK,WASTE NRS | 29976 | 79129 | 21913 | 48028 |
| 500790 | OTHER SILK FABRICS | | | 59831 | 146861 |
| 510111 | SHON WOOL GREASY | 6323 | 10508 | 4200 | 6689 |
| 510119 | OTHER GREASY FLEECE WSHED WOOL | 20525 | 43060 | 4831 | 22099 |
| 510129 | OTHER DEGREASED WOOL NOT CORBO | | 8489 | 14105 | 14105 |
| 510130 | CARBONISED WOOL | 31074 | 31074 | | |
| 510529 | OTHER WOOLTOPS&COMBED WOOL | | 1464 | 8533 | 23975 |
| 510531 | FINE ANIMAL HAIR,CARDED/COMBED | | 794 | | |
| 510539 | OTH F-ANIMAL HAIR,CARD/COMBED | | 1 | | |
| 510610 | YARN OF CARDED WOOL 85% WT WOL | 27816 | 31538 | 21870 | 83282 |
| 510620 | YARN OF CARDED WOOL<85% W WOL | 61234 | 61234 | 17179 | 19398 |

Contd.

10.11 Imports by Economic Categories (Detail)

(In Thousand Rupees)

| Items | Aug., 2019 | From July, 2019 | Aug., 2018 | From July, 2018 |
|---------------------------------------|------------|-----------------|------------|-----------------|
| 510710 YARN OF COMBED WOOL-WOOL=>85% | 1269 | 7970 | 2592 | 5110 |
| 510720 YARN OF COMBED WOOL-WEIGHT<85% | | | | 5999 |
| 510820 YARN OF FINE ANIMAL HAIR COMBD | 33 | 33 | | |
| 520100 COTTON, NOT CARDED OR COMBED. | 996540 | 5341624 | 1826784 | 6898396 |
| 520210 YARN WASTE(INCL.THREAD WASTE) | 4794 | 20383 | 11907 | 17066 |
| 520291 GARNETTED STOCK | 7357 | 19998 | 10068 | 19941 |
| 520299 OTHER COTTON WASTE | 10397 | 24885 | 2163 | 18541 |
| 520300 COTTON, CARDED OR COMBED. | | 266 | | 88 |
| 520411 COTTON SEWING THREAD 85%/MORE | | 805 | | |
| 520419 OTH COTTON SEWING THREAD 85%> | 4840 | 5005 | 2093 | 3780 |
| 520420 COTTON SEWING THREAD,RETL SALE | 736 | 1071 | 7 | 9 |
| 520511 SIN.COT.YAR.U.COM.FIB.D-714.29 | 2985 | 9311 | 81737 | 88270 |
| 520512 S-COT.YARN UCF.D-232.56-714.29 | 102985 | 228327 | 163720 | 343621 |
| 520513 S-COT.YARN UCF.D-192.31-232.56 | 69066 | 242375 | 313089 | 428851 |
| 520514 S-C. YARN UCF D-125.00-193.31. | 27234 | 118715 | 10361 | 30762 |
| 520522 S/C YARN LF.DX.232.56-714.29 | 10530 | 10530 | | 47 |
| 520523 S/C.YARN LF.DX.192.31-232.56 | 36156 | 169722 | 796 | 796 |
| 520524 S/C YARN COM.FIB.125-192.31-DX | 97501 | 546779 | 474632 | 878599 |
| 520526 S/C YARN LF. DX. 106.30-125. | | 20611 | 19971 | 19971 |
| 520527 S/C YARN COM.FIB.106-36-125-DX | 276736 | 621679 | 82536 | 174691 |
| 520528 S/C YARN COMBED FIB.< 83.33-DX | 245306 | 375966 | 170551 | 421461 |
| 520531 MUL/CAB.C/Y.ULF.>714.29DECITEX | | 21 | | |
| 520532 MUL/CAB C/Y ULF.232.56-714.29D | | | 10 | 10 |
| 520533 MUL/CAB.C/Y ULF.192.31-232.56D | | | 1408 | 1408 |
| 520542 MUL/CAB.C/Y CF.232.56-714.29DX | | | 3568 | 7162 |
| 520543 MUL/CAB.C/Y CF.129.31-232.56DX | | | 972 | 3421 |
| 520544 MUL/CAB.C/Y C.FIB-125-192.31DX | | | 832 | 4852 |
| 520611 S/C YARN UN COM. FIB>714.29 DX | 320 | 6189 | 9020 | 9279 |
| 520612 S/C YARN UN.COM. FIB.<71429.DX | 134 | 211 | 31849 | 39193 |
| 520613 S/C.YARN UN.COM.FIB.<832.56DX. | 17042 | 51983 | | |
| 520622 S/C YARN COMBED FIB.<714.29DX | | | 88 | 88 |
| 520623 S/C YARN COMBED FIB.<232.56DX | | 17751 | | |
| 520624 S/C YARN COMBED FIB< 192.31DX | | | 14 | 14 |
| 520631 MUL/CAB C/Y UNF >14.29 DX | 4640 | 9080 | 1711 | 1711 |
| 520642 MUL/CAB C/Y CF<714.29,232.56D | 128 | 128 | | |
| 520644 MUL/CAB C/Y CF<192.31,125DX | 3653 | 3900 | | |
| 520710 C/Y CON>85 % WT OF COT PER-SAL | 1 | 1 | | 22 |
| 521225 OTH W-FAB COT PRINTED>200G/SQM | | | 39 | 39 |
| 530129 OTH, FLAX,HACKLED NOT SPUN | 29092 | 40740 | 6264 | 27260 |
| 530130 FLAX TOW AND WASTE INCLY-WASTE | | 1145 | | |
| 530290 OTH,TRUE,HEMP RAW,PROSS N-SPUN | | 815 | | |
| 530310 JUTE/OTH TEXT BAST FIB RAW/RET | 75053 | 119274 | 633828 | 1309465 |
| 530390 OTH, WASTE OF JUTE&TEXTILE FIB | | | 179 | 179 |
| 530500 COCONUT,ABACA RAMIE,RAW/PROCE | 17304 | 23715 | 17186 | 27290 |
| 530610 SINGLE FLAX YARN | 3311 | 3530 | | 3750 |
| 530620 MULTIPLE OR CABLED YARN | | | 3523 | 3523 |
| 530710 SINGLE,YARN OF JUTE OR OTH FIB | 11282 | 28600 | 46386 | 64060 |
| 530720 MULTIPLE OR CABLED YARN(RAMIE) | | | 14 | 14 |
| 530810 COIR YARN | 4086 | 6312 | 8757 | 16781 |
| 530820 TRUE HEMP YARN | | | 227 | 227 |
| 531100 WOV FAB OF OTH VEG TEX FIB | | 389 | | |
| 540110 SEWING THREAD SYTHA FILAMENT | 41913 | 71096 | 31341 | 69979 |
| 540120 SEWING THREAD ARTIFICIAL FILAM | 56856 | 92853 | 125932 | 238216 |
| 540211 HIGH TENANCITY YARN OF ARAMIDS | 1477 | 6692 | | 1 |
| 540219 OTH HIGH TENANCITY NYLON YARN | 1594 | 2947 | 1510 | 2062 |
| 540220 HIGH TEN YARN OF POLYESTERS | 37760 | 64480 | 3744 | 9630 |
| 540231 FILAMENTS YARN NYLON POLY 50 | 130902 | 246968 | 135798 | 274178 |
| 540232 FILAMENTS YARN NYLON/OTH POLY | 1364 | 5251 | 7759 | 22023 |
| 540233 FILAMENTS YARN OF POLYESTERS | 1702408 | 2996806 | 1691693 | 3015700 |
| 540234 TEXTURED YARN OF POLYPROPYLENE | 49041 | 70832 | 26750 | 98936 |
| 540239 OTH, SYNTHETIC FILAMENTS YARN | 8603 | 18599 | 43967 | 76684 |

Contd.

10.11 Imports by Economic Categories (Detail)

(In Thousand Rupees)

| Items | Aug., 2019 | From July, 2019 | Aug., 2018 | From July, 2018 |
|--------|------------|-----------------|------------|-----------------|
| 540244 | 539806 | 954778 | 525551 | 925367 |
| 540245 | 56893 | 100058 | 100382 | 165591 |
| 540246 | 10835 | 32222 | 8601 | 17822 |
| 540247 | 1113246 | 1817779 | 1021914 | 1635058 |
| 540248 | 12337 | 16427 | | |
| 540249 | 11421 | 22004 | 26582 | 60631 |
| 540251 | | 882 | 1654 | 10329 |
| 540252 | 38318 | 54410 | 24164 | 65919 |
| 540259 | | | | 2349 |
| 540261 | 2093 | 11863 | 746 | 1820 |
| 540262 | 56386 | 100175 | 43565 | 105831 |
| 540269 | 4271 | 4274 | 14839 | 29056 |
| 540331 | 990023 | 1885826 | 1313139 | 2597659 |
| 540332 | 418589 | 933577 | 726024 | 1246163 |
| 540333 | 12178 | 23932 | 8391 | 8391 |
| 540339 | 271797 | 419577 | 187540 | 492756 |
| 540341 | 42859 | 109937 | 32172 | 34851 |
| 540411 | 3610 | 12185 | 4725 | 11995 |
| 540412 | 5363 | 5363 | | 3116 |
| 540419 | 41117 | 70500 | 11547 | 24322 |
| 540490 | 6343 | 59521 | 63617 | 67254 |
| 540834 | 14680 | 14680 | 2377 | 2377 |
| 550110 | 30 | 63 | | 24 |
| 550120 | 4576 | 4576 | | 4362 |
| 550130 | 345081 | 521033 | 285456 | 500064 |
| 550190 | 9856 | 19669 | 1 | 7667 |
| 550210 | 125132 | 239441 | 197445 | 307624 |
| 550290 | 36 | 36 | 659 | 659 |
| 550311 | 169674 | 446103 | 8516 | 242334 |
| 550319 | 38516 | 86222 | | 36882 |
| 550320 | 1196028 | 2356142 | 678408 | 1458909 |
| 550330 | 31279 | 305802 | 213545 | 453201 |
| 550340 | | | 948 | 948 |
| 550390 | 8883 | 12244 | 29 | 12065 |
| 550410 | 4773897 | 8894355 | 3327472 | 6732858 |
| 550490 | 737275 | 1254009 | 850732 | 1618489 |
| 550510 | 616 | 616 | 6875 | 6875 |
| 550520 | | | | 10 |
| 550610 | | | | 3310 |
| 550620 | 48065 | 62606 | 30362 | 48129 |
| 550630 | 5777 | 26327 | 19706 | 26384 |
| 550690 | | | 22 | 22 |
| 550810 | 4028 | 10973 | 8706 | 17877 |
| 550820 | | | 283 | 283 |
| 550911 | | 5129 | 579 | 591 |
| 550912 | 2597 | 9978 | | |
| 550921 | 220840 | 351972 | 243009 | 610333 |
| 550922 | 277578 | 620979 | 263907 | 518377 |
| 550932 | 538 | 4778 | 33340 | 35142 |
| 550941 | 22506 | 22506 | 8429 | 8429 |
| 550942 | 13363 | 13363 | 7984 | 15999 |
| 550951 | 134308 | 190400 | 104211 | 337477 |
| 550952 | | 142 | | |
| 550953 | 23557 | 54768 | 44996 | 87339 |
| 550959 | 99600 | 154004 | 87762 | 165253 |
| 550961 | 92 | 92 | | 783 |
| 550962 | | | 76 | 76 |
| 550969 | 23884 | 35658 | 16059 | 32877 |
| 550999 | 3477 | 3487 | 431 | 1755 |
| 551011 | 302 | 512 | 24385 | 74506 |
| 551012 | 833 | 833 | | 154 |

Contd.

10.11 Imports by Economic Categories (Detail)

(In Thousand Rupees)

| Items | Aug., 2019 | From July, 2019 | Aug., 2018 | From July, 2018 |
|--|------------|-----------------|------------|-----------------|
| 551030 O/YRN ART STA FIB MIX COT-NRS | | | | 279 |
| 551090 O/YRN ATT STA FIB<85%ART ATA-F | | | 6227 | 15143 |
| 560290 OTH FELTS,NOT IMPREGNATE,COAT | 28868 | 57365 | 29465 | 75558 |
| 560311 N-WOVNS, M-MADE FILA>25G/SQM | 488054 | 988156 | 223094 | 406496 |
| 560312 N-WOV,M-MAD FIL>25G/SQM>70GSQM | 229489 | 418036 | 65499 | 147928 |
| 560313 N-WOVNS,M-MAD FIL>70G/SQM>150G | 128543 | 239788 | 42106 | 83037 |
| 560314 N-WOV,M-MAD FLAME WT>150G/SQM | 1274 | 10319 | 20106 | 55970 |
| 560391 OTH NONWOVENS, WT>25 G/SQM | 1791 | 1876 | 1790 | 6068 |
| 560392 OTH N-WOV,WT>25G/SQM>70 G/SQM | 15005 | 23404 | 10535 | 17385 |
| 560393 OTH,NON WOVEN>70G/SQM>150G/SQM | 3795 | 12863 | 15917 | 50682 |
| 560394 OTH,N-WOVEN WEIGHING>150G/SQM | 182937 | 336206 | 345385 | 809891 |
| 560410 RUBBER THREA AND CORD,TEX COVE | 4003 | 9068 | 1672 | 4515 |
| 560490 OTHER,TEXTILE COVERED MATERIAL | 8239 | 9314 | 5853 | 16448 |
| 581099 OTH TEXTILE MATERIAL. | 2293 | 2586 | 61 | 380 |
| 581100 QUILTED TEXTILE PRODUCT PIECE. | 47379 | 85802 | 11501 | 24425 |
| 590110 TEX FAB.GUM COATED/AMYLAC,SUBS | 806 | 2255 | | 9644 |
| 590290 OTH,TYRE CORD FAB YARN VIS-RYN | | | | 431 |
| 590310 TEX.FAB.IMP,COV/LMTD PICAL. | 240014 | 316566 | 240690 | 553108 |
| 590320 TEX.FAB IMP,COATED,POLYURETHAN | 158581 | 332664 | 224897 | 479542 |
| 590610 ADHESIVE TAPE < 20 CM | 1033 | 2823 | 2872 | 6231 |
| 590691 RUBBERISED TEX FAB,KNIT/CROCH | 2528 | 2528 | | |
| 590699 OTHER,RUBBERISED TEX FAB,N.S | 26251 | 39686 | 10377 | 21530 |
| 590700 TEXTILE FABRICS O/W IMPG/COATD | 64780 | 167929 | 71247 | 120180 |
| 630800 SETS OF WOVEN FABRICS AND YARN | | 56 | 113 | 113 |
| 630900 WORN CLOTHING&OTH WORN ARTICLE | 1942702 | 4490936 | 1606217 | 3807420 |
| 631010 USED&NEW RAGS,SCRAP,TWINE,ETC | 5743 | 19808 | 1714 | 4678 |
| 640590 OTHER FOOTWEAR | 32821 | 90302 | 39194 | 76137 |
| 640610 OTH PARTS OF FOOTWEAR N.S. | 166510 | 412762 | 35237 | 48267 |
| 640620 OUTER SOLE/HEEL OF RUB/PLASTIC | 36891 | 109699 | 9285 | 35082 |
| 640690 PARTS OF FOOTWEAR/OTH MATERIAL | 12899 | 19832 | 1453 | 9029 |
| 650100 HAT-FORM/BODY,HOODS OF FELT | | | 66 | 66 |
| 700800 MUL-WALLED INSULATE UNIT GLASS | 924 | 7261 | 2074 | 6362 |
| 700910 REAR VIEW MIRRORS FOR VEHICLES | 5621 | 13457 | 10166 | 19901 |
| 700991 UNFRAMED GLASS MIRRORS | 18030 | 76590 | 103536 | 201732 |
| 701399 O-GLASSWARE INDOOR DECORATION | 70691 | 147587 | 115220 | 241517 |
| 701890 OTH GLASS ART O/T IMI-JEWELERY | 5594 | 12106 | 4303 | 10148 |
| 701911 SILVER/ROVINGYARN C/STAND=50MM | | | | 620 |
| 701912 ROVINGS | 21188 | 23589 | 18786 | 27936 |
| 702000 OTH ARTICLES OF GLASS | 81984 | 181322 | 35811 | 98829 |
| 710110 NATURAL PEARLS | 3 | 3 | | |
| 710310 UN-WORKED/SIMPLY SAWN PRE-STON | 1433 | 1456 | 450 | 808 |
| 710399 OTH SEMI/PRE STONES WORKED N.S | 6 | 15 | | 14 |
| 710610 SILVER POWDER | | 244 | | |
| 710691 SILVER UNWROUGHT | | 1739 | | |
| 710692 SEMI-MANUFACTURED SILVER | | 2959 | 3045 | 5185 |
| 711019 OTH PLATINUM OTH SEM MFG FORM | | 293 | | 789 |
| 730890 OTH STRUCTURE OF IRON OR STEEL | 1162194 | 3262284 | 1848854 | 3431013 |
| 730900 RESERVATORS,TANKS,VATS SIMICONT | 10209 | 20269 | 28443 | 48355 |
| 731010 TANKS,CASKS,DRUMS,CANS,BOX>50 | 59492 | 124102 | 13571 | 14774 |
| 731021 CAN,CLOSED BY SOLD/CIMP CAP<50 | 17544 | 20524 | 6395 | 10312 |
| 731029 OTH TANK,CASK,DRUM,BOX CAP<50 | 200291 | 400988 | 174939 | 191989 |
| 761090 ALUM STRUCTURE & PARTS N.E.S. | 41808 | 126150 | 55990 | 125080 |
| 761100 ALUM RESERVOIRS,TANKS VATS ETC | | | 7 | 7 |
| 761210 COLLAPSIBLE TUBULAR CONTA ALUM | 4242 | 8663 | 3756 | 8140 |
| 761290 OTH CASKS,DRUM,CAN,BOXES ALUMI | 148496 | 250253 | 128452 | 276463 |
| 900110 OPTICAL FIB,OPTI FIB BUNDLES | 19021 | 19817 | 76014 | 225549 |
| 900130 CONTACT LENSES. | 3601 | 7533 | 302 | 4195 |
| 900140 SPECTACLE LENSES OF GLASS. | 10170 | 18022 | 5937 | 14565 |
| 900150 SPECTACLE LENSES OTH MATERIAL | 2811 | 7860 | 620 | 3978 |
| 900190 OTH LENSES, PRISMS, MIRRORS | 98350 | 126238 | 4204 | 9380 |
| 900211 OBJETIVE LENSE CAMRA/PROJECTOR | 4143 | 9039 | 1772 | 3542 |

Contd.

10.11 Imports by Economic Categories (Detail)

(In Thousand Rupees)

| Items | Aug., 2019 | From July, 2019 | Aug., 2018 | From July, 2018 |
|---------------------------------------|-----------------|------------------|------------------|------------------|
| 900219 OTHER OBJECTIVE LENSES. | 3493 | 5195 | 1962 | 4040 |
| 900220 FILTERS FOR OBJECTIVE LENSES | 137 | 187 | 30 | 30 |
| 900290 OTH,MOUNTED OPTICAL ELEMENTS | 248 | 3854 | 1353 | 2330 |
| 900311 FRAMS,MOUNTINGS OF PLASTICS | 432 | 2555 | 33 | 273 |
| 900319 FRAM,MOUNTING OF OTH MATERIAL | 31359 | 55988 | 21527 | 52678 |
| 900390 PART FOR FRAMES&MOUNT SPECATLE | | 232 | 127 | 268 |
| 900410 SPECTACLES,GOGGLES SUNGLASSES | 11877 | 33193 | 13049 | 35255 |
| 900590 PARTS/ACCESSORIE OF BINOCULARS | 3306 | 3817 | 256 | 551 |
| 900640 INSTANT PRINT CAMERAS | 3578 | 3598 | 17 | 17 |
| 900651 CAMERA(SLR) FOR FILM WD>35MM | | | | 99 |
| 900659 OTH CAMERA PHOTOGRAPHIC | | | 1048 | 1162 |
| 900661 DISCHARGE LAM FLASHLIGHT APPAR | 242 | 379 | 52 | 259 |
| 900669 OTH PH-GRAPHIC FLASHLIGHT APPA | 148 | 148 | 219 | 859 |
| 900691 PARTS,ACCE PHOTOGRAPHIC CAMERA | 2459 | 4343 | 686 | 2688 |
| B. CAPITAL GOODS TOTAL | 60476917 | 126933883 | 67014362* | 139750191 |
| 250100 SALT/PURE SODIUM CHLORIDE | 6819 | 16620 | 10627 | 17720 |
| 250200 UNROASTED IRON PYRITES | | | | 2743 |
| 250300 SULPHUR OF ALL KINDS | 152447 | 329659 | 65111 | 128416 |
| 250410 NATURAL GRAPHITE OF ALL KINDS | 11976 | 19193 | 14152 | 25016 |
| 250490 OTHER,NATURAL GRAPHITE | | 34 | 84 | 194 |
| 250510 SILICA SANDS AND QUARTZ SANDS | 5430 | 8140 | 2561 | 4860 |
| 250590 OTHER NATURAL SANDS | 4281 | 5567 | 5308 | 8024 |
| 250610 QUARTZ (O/T NATURAL SANDS) | | 1378 | 844 | 844 |
| 250620 QUARTZITE ROUGHLY TRIMMED | 359 | 744 | 290 | 290 |
| 250700 KAOLIN & OTH KAOLIN CLAYS | 123315 | 256914 | 147122 | 270489 |
| 250810 BENTONITE | 7893 | 21850 | 11552 | 30631 |
| 250830 FIRE-CLAY | | | 20 | 20 |
| 250840 OTHER CLAYS | 2092 | 23042 | 5733 | 11202 |
| 250900 CHALK | 10489 | 11574 | 4328 | 5961 |
| 251110 NATURAL BARIUM SULPHATE | 7789 | 18355 | 50511 | 135731 |
| 251200 SILICEOUS FOSSIL MEALS | 11868 | 19323 | | 1216 |
| 251310 PUMIC STONE W/NOT HEAT TREATED | 16955 | 25492 | 8648 | 18500 |
| 251320 EMERY,NATURAL CORUNDUM,GARNET | 7057 | 9155 | 3385 | 7735 |
| 251400 SLATE,WHET/NOT ROUGHLY TRIMED | 661 | 1902 | 1037 | 1037 |
| 251511 MARBLE/TRAVERTINE,CRUDE ROUGH | 67938 | 147051 | 146869 | 330099 |
| 251512 MARBLE,TRAVERTINE,MERELY CUT | 1901 | 1901 | 2591 | 4609 |
| 251611 GRANITE,CRUDE/ROUGHLY TRIMMED | 29889 | 42908 | 13330 | 26203 |
| 251612 GRANITE,MERELY CUT,BY SAWING | 333 | 333 | | |
| 251620 SANDSTONE,CRUDE/ROUGHLY TRIMED | | 61 | | |
| 251710 PEBBLES,GRAVEL/CRUSH STONE ETC | | | 64 | 196 |
| 251741 GRANULES,CHIP & POWDER,MARBLE | 3968 | 5607 | | 860 |
| 251820 DOLOMITE, CALCINED | | 667 | 1577 | 5741 |
| 251830 DOLOMITE RAMMING MAX | 7292 | 11291 | 3659 | 3659 |
| 251910 NAT.MAG.CARBONATE (MAGNESITE) | | | | 2569 |
| 251990 OTH FUSED MAGNESIA,DEAD BURNED | 14146 | 27781 | 24414 | 33192 |
| 252010 GYPSUM; ANHYDRITE | 1614 | 7340 | 2616 | 3765 |
| 252020 PLASTERS OF CALCINED GYPSUM | 1163 | 5800 | 4777 | 9909 |
| 252100 LIMESTONE FLUX;LIMESTON CEMENT | | | | 1 |
| 252210 QUICKLIME | 224 | 311 | | 116 |
| 252220 SLAKED LIME | 543 | 3877 | 910 | 1071 |
| 252310 CEMENT CLINKERS | 22107 | 51476 | 38546 | 62569 |
| 252321 WHITE PORTLAND CEMENT | 3343 | 5298 | | 53 |
| 252329 OTHER PORTLAND CEMENT | 14972 | 72658 | 47013 | 114501 |
| 252330 ALUMINOUS CEMENT(CEMENT FONDU) | 3156 | 7158 | 1160 | 1160 |
| 252390 OTHER HYDRAULIC CEMENTS | 17455 | 122810 | 27752 | 74518 |
| 252490 OTHER ASBESTOS | 21935 | 66520 | 38792 | 66936 |
| 252520 MICA POWDER | 1638 | 2764 | 50 | 450 |

Contd.

10.11 Imports by Economic Categories (Detail)

(In Thousand Rupees)

| Items | Aug., 2019 | From July, 2019 | Aug., 2018 | From July, 2018 | |
|--------|--------------------------------|-----------------|------------|-----------------|----------|
| 252610 | NATURAL STEATITE,NOT CRUSHED | 294495 | 841532 | 231968 | 786166 |
| 252620 | NATURAL STEATITE,CRUSH/POWDER | 908 | 14047 | 4433 | 7552 |
| 252800 | NATURAL BORATES & CONCENTRATES | | | 35 | 35 |
| 252910 | FELDSPAR | 2633 | 7223 | 60 | 2612 |
| 252922 | FLUORSPAR>97% CALCIUM FLORIDE | | 2986 | 67 | 180 |
| 252930 | LEUCITE;NEPHELINE,NEPH SYENITE | 59 | 4033 | | |
| 253010 | VERMICULITE,PERLITE CHLORITES | 2500 | 2751 | 457 | 538 |
| 253020 | KIESERIT,EPSOMITE(NAT MAG SULP | | | | 25 |
| 253090 | OTHER,MINERAL SUBSTANCES | 95663 | 178672 | 51636 | 117461 |
| 260112 | IRON ORES CONCEN,AGGLOMERATED | | | 3191 | 3191 |
| 260700 | LEAD ORES AND CONCENTRATES | 1568 | 5713 | 1520 | 1992 |
| 261000 | CHROMIUM ORES AND CONCENTRATES | 668 | 3985 | 159 | 159 |
| 261400 | TITANIUM ORES & CONCENTRATES | | 25595 | 2511 | 3256 |
| 261800 | GRANULATED SLAG M/G IRON,STEEL | 3982 | 5036 | 4459 | 6182 |
| 262011 | HARD ZINC SPELT MAINLY OF ZINC | | | | 1446 |
| 262019 | OTH,ASH&RESIDUE C/MAINLY ZINC | 891 | 891 | | |
| 262040 | ASH&RESIDUE MAINLY OF ALUMNIUM | 229 | 959 | | 273 |
| 262190 | OTH SLAG &ASH,RESIDUES M-WAST | | | | 3756 |
| 270111 | ANTHRACITE NOT AGGLOMERATED | 17686 | 55357 | 916 | 1157 |
| 270112 | BITUMINOUS COAL,NOT AGGLOMERAT | 12169591 | 23916310 | 13898891 | 32323459 |
| 270119 | OTHER COAL,NOT AGGLOMERATED | 1691700 | 5920033 | 4885554 | 10822244 |
| 270120 | BRIQUETTES SIMILAR SOLID FUEL | 237 | 591 | | |
| 270210 | LIGNITE NOT AGGLOMERATED | | | | 1255 |
| 270300 | PEAT INCLPEAT LITTER | 10066 | 30410 | 11635 | 17199 |
| 270400 | COKE/SEMI OF COAL,RETORT CARBN | 510304 | 1060451 | 356968 | 821142 |
| 270730 | XYLOLE (XYLENES) | 207700 | 436855 | 142757 | 281327 |
| 270750 | OTH STOCK FOR CARBON BLACK | 12905 | 18273 | 14539 | 22436 |
| 270791 | CREOSOTE OILS | | 674 | | 577 |
| 270799 | OTH OIL /PROD DISTLION COALTAR | 227217 | 354047 | 31393 | 32698 |
| 271019 | KEROSENE,INCL KER.TY. JET FUEL | 2290963 | 4197322 | 1708013 | 4286515 |
| 271129 | OTH GAS HYDROCARBON GAS STATE | 243 | 466 | | 1346 |
| 271210 | PETROLEUM JELLY | 49344 | 84457 | 72296 | 103422 |
| 271220 | PARAFIN/WAX,CONT WT<0.75%OIL | 23776 | 41581 | 27635 | 54953 |
| 271500 | BITUMEN MIXTURES,NATURAL | 7262 | 7262 | 4417 | 9570 |
| 271600 | ELECTRICAL ENERGY | 1151875 | 1151875 | 1296584 | 1296584 |
| 280120 | IODINE | 632 | 55999 | 1472 | 94513 |
| 280200 | SULPHUR,SUB/PRE COLLI.SULPHER | | 548 | 427 | 427 |
| 280300 | CARBON(INCL CARBON BLACK)NES | 326012 | 540221 | 211719 | 538655 |
| 280410 | HYDROGEN. | 88 | 237 | 441 | 441 |
| 280421 | ARGON | 25914 | 48770 | 17651 | 33546 |
| 280429 | OTHER, RARE GASES. | 26023 | 118055 | 9935 | 24223 |
| 280430 | NITROGEN | 6853 | 7859 | 2385 | 2442 |
| 280440 | OXYGEN | | 78 | | 2123 |
| 280461 | SILICON CON & 99.99% BY WEIGHT | 41 | 41 | | |
| 280469 | OTHER SILICON | 8038 | 8325 | 5293 | 5356 |
| 280470 | PHOSPHORUS | 6670 | 6670 | 1357 | 1357 |
| 280490 | SELENIUM | 11428 | 27743 | 14738 | 18295 |
| 280511 | SODIUM | | | | 562 |
| 280519 | OTHER ALKALI METALS | | 11278 | 10713 | 11358 |
| 280610 | HYDROGEN CHLORIDE (HCL ACID) | | | 8352 | 8662 |
| 280620 | CHLOROSULPHURIC ACID | | | | 11 |
| 280700 | SULPHURIC ACID; OLEUM | 1988 | 1988 | 12 | 12 |
| 280800 | NITRIC ACID;SULPHONITRIC ACIDS | 11645 | 27475 | 21235 | 46948 |
| 280910 | DIPHOSPHORUS PENTAOXIDE | | 4685 | 1105 | 2244 |
| 280920 | PHOSPHORIC/POLPHOSPHORIC ACIDS | 4337199 | 7550379 | 3979636 | 6641799 |
| 281000 | OXIDES OF BORON;BORIC ACIDS | 25123 | 112819 | 5333 | 45800 |
| 281111 | HYDROGEN FLUORIDE | 1933 | 1933 | | 2801 |
| 281119 | OTHER INORGANIC ACIDS. | 1660 | 52412 | 28014 | 30192 |
| 281121 | CARBON DIOXIDE | 1032 | 1336 | | 304 |
| 281122 | SILICON DIOXIDE (SILICA) | 363311 | 504999 | 70467 | 167707 |
| 281129 | OTH INORGANIC OXYGEN COMPOUNDS | 7420 | 15893 | 692 | 774 |

Contd.

10.11 Imports by Economic Categories (Detail)

(In Thousand Rupees)

| Items | Aug., 2019 | From July, 2019 | Aug., 2018 | From July, 2018 |
|--------|------------|-----------------|------------|-----------------|
| 281219 | | | 72 | 82 |
| 281290 | | 27 | 46 | 2486 |
| 281310 | | | 14 | 14 |
| 281410 | 4936 | 18046 | 4855 | 5342 |
| 281420 | 9132 | 18540 | 4688 | 10309 |
| 281511 | 4707 | 5245 | 4358 | 9465 |
| 281512 | 93 | 235 | 2263 | 4244 |
| 281520 | 42258 | 94255 | 75769 | 124103 |
| 281530 | | | | 1136 |
| 281610 | 1026 | 3830 | 2204 | 5877 |
| 281640 | | 4906 | | 5697 |
| 281700 | 68746 | 117914 | 44720 | 103279 |
| 281810 | 3379 | 7773 | 5773 | 10288 |
| 281820 | 30829 | 70841 | 27788 | 70160 |
| 281830 | 17234 | 79004 | 91355 | 131176 |
| 281910 | 7639 | 24092 | 44959 | 51380 |
| 281990 | 10892 | 15112 | | |
| 282010 | 6910 | 6910 | | 6281 |
| 282090 | 26392 | 36518 | 9546 | 10346 |
| 282110 | 68609 | 185003 | 44404 | 117871 |
| 282200 | 8551 | 41656 | | 7897 |
| 282300 | 48387 | 68793 | 29697 | 63531 |
| 282410 | | 22931 | 15766 | 22981 |
| 282490 | | | 8979 | 10438 |
| 282510 | 2654 | 2669 | 7346 | 7787 |
| 282520 | 6246 | 8480 | | |
| 282530 | | 3422 | 38 | 46 |
| 282550 | | | 49 | 49 |
| 282560 | | | 123 | 123 |
| 282570 | | | | |
| 282580 | | | | 10050 |
| 282590 | 2385 | 2539 | 353 | 406 |
| 282619 | 728 | 5258 | 2716 | 10244 |
| 282630 | | 76 | 35 | 179 |
| 282690 | 2311 | 2311 | 7249 | 7820 |
| 282710 | 4659 | 9427 | 6832 | 11227 |
| 282720 | 5825 | 12510 | 19598 | 28102 |
| 282731 | 3892 | 11797 | 1549 | 5380 |
| 282732 | 2606 | 37244 | 15 | 6311 |
| 282735 | 1843 | 2688 | 2318 | 7408 |
| 282739 | 16978 | 48532 | 41163 | 98680 |
| 282749 | | | 1673 | 1673 |
| 282751 | | 2510 | 86741 | 86788 |
| 282759 | | 8864 | 6 | 55159 |
| 282760 | 5801 | 14379 | 1661 | 1801 |
| 282890 | 26 | 40 | 12547 | 14445 |
| 282911 | | | 189 | 189 |
| 282919 | 60106 | 95065 | 33359 | 66983 |
| 282990 | | 33039 | 1525 | 1692 |
| 283010 | 168332 | 277916 | 207169 | 318479 |
| 283090 | | 341 | | |
| 283110 | 113774 | 210405 | 74608 | 260127 |
| 283190 | 145619 | 349549 | 106641 | 230197 |
| 283210 | 81015 | 128834 | 45187 | 96251 |
| 283220 | 2729 | 2729 | 26 | 3666 |
| 283230 | 1853 | 4710 | 731 | 743 |
| 283311 | 249088 | 440574 | 187649 | 251667 |
| 283319 | | 8028 | 2680 | 4500 |
| 283321 | 3692 | 9898 | 3275 | 5362 |
| 283322 | 14661 | 32537 | 6567 | 21846 |
| 283324 | 1915 | 3167 | 906 | 12126 |

Contd.

10.11 Imports by Economic Categories (Detail)

(In Thousand Rupees)

| Items | Aug., 2019 | From July, 2019 | Aug., 2018 | From July, 2018 | |
|--------|--------------------------------|-----------------|------------|-----------------|--------|
| 283325 | SULPHATES OF COPPER | 11389 | 34787 | 8571 | 21273 |
| 283327 | SULPHATES OF BARIUM | 2514 | 24229 | 6331 | 13248 |
| 283329 | OTHER SULPHATES | 84366 | 296150 | 185411 | 331019 |
| 283330 | ALUMS | 131 | 890 | 17 | 699 |
| 283340 | PEROXOSULPHATES(PERSULPHATES) | 1590 | 7002 | 3851 | 5286 |
| 283410 | NITRITES | 12398 | 18874 | 4212 | 16262 |
| 283421 | NITRATES OF POTASSIUM | 23298 | 26704 | | 23832 |
| 283429 | OTHER, NITRATES | 12833 | 22397 | 2587 | 8300 |
| 283510 | PHOSPHINATES & PHOSPHONATES | 269 | 269 | | 5569 |
| 283522 | PHOSPHATES OF MONO-OR DISODIUM | 17083 | 37641 | 22499 | 52980 |
| 283524 | PHOSPHATES OF POTASSIUM | 17351 | 17486 | 2095 | 10445 |
| 283525 | CALCIUM HYDROGEN-ORTHOPHOSPHAT | 116918 | 179437 | 72788 | 141089 |
| 283526 | OTH CALCIUM PHOSPHATE (PURE) | 15998 | 43484 | 24834 | 51490 |
| 283529 | OTHER, PHOSPHATES | 6104 | 12156 | 4874 | 7028 |
| 283531 | SODIUM TRIPHOSPHATE | 95449 | 264388 | 68450 | 177894 |
| 283539 | OTHER, POLYPHOSPHATES | 20624 | 68925 | 36965 | 70981 |
| 283620 | DISODIUM CARBONATE NATURAL | 17347 | 39719 | 66687 | 205401 |
| 283630 | SODIUM HYDROGEN CARBONATE | 10427 | 23546 | 16741 | 29219 |
| 283640 | POTASSIUM CARBONATE | 14221 | 24148 | 9620 | 14779 |
| 283650 | CALCIUM CARBONATE | 20220 | 50939 | 25566 | 51642 |
| 283660 | BARIUM CARBONATE | 12249 | 27611 | 12358 | 32714 |
| 283692 | STRONTIUM CARBONATE | 225 | 225 | | |
| 283699 | OTHER, CARBONATES | 44702 | 98459 | 54462 | 90991 |
| 283711 | CYANIDES OF SODIUM | 8041 | 16308 | 5384 | 16737 |
| 283719 | OTH CYANIDE/OXIDES | 10048 | 10048 | 2070 | 3830 |
| 283720 | COMPLEX CYANIDES | 33 | 166 | 34 | 180 |
| 283911 | SODIUM METASILICATES | 1399 | 11036 | 16766 | 26510 |
| 283919 | OTHER, SILICATES | 3516 | 5810 | 727 | 11954 |
| 283990 | OTHER, METAL SILICATE | 3392 | 9104 | 14474 | 52031 |
| 284019 | OTH DISODIUM TETRABORAT(REFINE | 36057 | 65742 | 24060 | 58958 |
| 284020 | OTHER, BORATES | 1722 | 1722 | 459 | 459 |
| 284030 | PEROXOBORATES (PERBORATES) | | 74 | | |
| 284130 | SODIUM DICHROMATE | | 28328 | 43669 | 82167 |
| 284150 | OTH CHROMATE DI/PER CHROMATES | | 343 | | 40 |
| 284161 | POTASSIUM PERMAGANATE | 9021 | 9021 | | 6845 |
| 284169 | OTH MAGANITE MAGANATE/PERMAGAN | 370 | 381 | | |
| 284170 | MOLYBDATES | 8069 | 8455 | 287 | 4740 |
| 284190 | OTH,SALT OXOMETALIC/PEROX ACID | 207 | 238 | 97 | 104 |
| 284210 | DOUBLE OR COMPLEX SILICATES. | 13646 | 39990 | 22909 | 55532 |
| 284290 | OTHER SALTS OF INORGANIC ACIDS | 16297 | 16338 | 22365 | 22657 |
| 284321 | SILVER NITRATE. | 144 | 2547 | 59 | 203 |
| 284329 | OTHER,SILVER COMPOUNDS | | 1778 | 4324 | 5480 |
| 284330 | GOLD COMPOUNDS. | | 63438 | | 40 |
| 284390 | OTHER COMPOUNDS,AMALGAMS | | | 5805 | 5894 |
| 284440 | RADIOACTIVE EL/ISOTOP COMP ALY | 24268 | 45112 | 8374 | 30471 |
| 284610 | CERIUM COMPOUNDS. | 702 | 3521 | 4759 | 5149 |
| 284690 | OTH RARE EARTH METAL COMPOUNDS | | 11138 | 7280 | 7421 |
| 284700 | HYDROGEN PEROXIDE SO-WITH UREA | 29315 | 57464 | 47032 | 118873 |
| 284910 | CALCIUM CARBIDES | 170581 | 326553 | 63550 | 63598 |
| 284920 | SILICON CARBIDE | 8421 | 15143 | | 2890 |
| 284990 | OTHER CARBIDE | 384 | 384 | 44 | 390 |
| 285000 | HYDRIDE,NITRIDE,AZIDE,BRMD ETC | 97913 | 132596 | 40 | 48 |
| 285210 | INORG/ORGANIC COMP OF MERCURY | 74 | 493 | | |
| 285290 | OTH INORG/ORGA COMP-MERCURY | | | | 800 |
| 285310 | CYANOGEN CHLORIDE (CHLORCYAN) | | | | 20 |
| 285390 | OTH INORGANIC COPM AMALGAMS | 33 | 487 | 31 | 3831 |
| 290899 | OTH SULPHONATED DER OF PHENOLS | 1184 | 16914 | 149 | 18708 |
| 290911 | DIETHYL ETHER | 171 | 171 | | 137 |
| 290919 | OTHER, ACYLIC ETHER | 261 | 2390 | 5 | 650 |
| 290920 | CYCLANIC,CYC ETHER HALOGEN DER | | | | 141 |
| 290930 | AROMATIC ETHER HALOGEN SULPH'T | 16583 | 61844 | 21906 | 24115 |

Contd.

10.11 Imports by Economic Categories (Detail)

(In Thousand Rupees)

| Items | Aug., 2019 | From July, 2019 | Aug., 2018 | From July, 2018 | |
|--------|---------------------------------|-----------------|------------|-----------------|--------|
| 290941 | 2,2-OXYDIETHANOL(DIETHYL GLYCL | 92348 | 225182 | 111257 | 247818 |
| 290943 | MONOBUTYL ETHER,ETHYLEN GLYCOL | 2856 | 35735 | 25874 | 70415 |
| 290944 | MONOALKYL ETHER,ETHYLEN,GLYCOL | 67282 | 106319 | 37564 | 63166 |
| 290949 | OTH,ETHERS THEIR DERIVATIVES | 62853 | 85369 | 37643 | 97002 |
| 290950 | ETHER-PHENOLS,ETHERALCH PHENOL | 1789 | 9449 | 33 | 5449 |
| 290960 | ALCH PEROXID,ETH PEROXID,KETON | 26133 | 76932 | 31641 | 54930 |
| 291010 | OXIRANE (ETHYLENE OXIDE) | | 5378 | 167 | 4663 |
| 291020 | METHYLOXIRANE(PROPYLENE OXIDE) | | 19 | | 1 |
| 291030 | 1-CHLORO-2,3-EPOXYPROPANE | 4787 | 9398 | 4584 | 20084 |
| 291090 | OTH,EPOXIDE,EPOXYALCH,EPOXYPHL | 6 | 6 | 5996 | 5996 |
| 291100 | ACETAL HEM/ACETAL,OXYFUNC HEL | 156 | 4188 | | |
| 291211 | METHANE WITHOUT OTH OXYGN FUNC | 31 | 82 | | |
| 291212 | ETHANE WITHOUT OTH OXYGEN FUNC | | 8 | | |
| 291219 | OTH,ACYCLIC ALDEHYD W/O OTHOXY | 18398 | 30178 | 32024 | 60475 |
| 291221 | BENZALDEHYDE W/O OTH OXY FUNC | 253 | 253 | | 250 |
| 291229 | OTH CYCLIC ALDEHYD W/O OXY FUN | 2166 | 6314 | 1646 | 4260 |
| 291241 | VANILLIN(4-HYDROXY-3-METHOXYBZ | 3891 | 20200 | 26804 | 47357 |
| 291242 | ETHYLVANILIN(3-ETHOXY-4HYDROXY | 3280 | 5369 | 1730 | 2739 |
| 291249 | OTH ALDEHYDE-ETHER/PHENOL/OXYG | 755 | 1107 | 667 | 3464 |
| 291260 | PARAFORMALDEHYDE | 1244 | 3694 | 1765 | 11390 |
| 291300 | HALOGEN,SULPHONAT,NITRAT DERV | | | 2 | 39 |
| 291411 | ACETONE | 5030 | 8188 | 47408 | 60474 |
| 291412 | BUTANONE(METHYL ETHYL KETONE) | 33940 | 49024 | 34718 | 62624 |
| 291413 | 4-METHYLPENTAN-2-ONE | 2811 | 12324 | 2592 | 3339 |
| 291419 | OTH,ACYCLIC KETONE W-OUT OXY-F | 2937 | 6766 | 13 | 3739 |
| 291422 | CYCLOHEXANONE,METHYLCYCLOHEXON | 10121 | 35823 | 21707 | 46009 |
| 291423 | IONONES AND METHYLIONONES | 1419 | 5700 | | 76 |
| 291429 | OTH,CYCLANIC ETC W/O OTHOXYGN | 8798 | 22437 | 9274 | 11336 |
| 291439 | OTH,AROMATIC KETONE W/O OXYGEN | 1983 | 2460 | 95 | 3904 |
| 291440 | KETONE-ALCOHOL KETONE-ALDEHYDE | 3076 | 8156 | 7080 | 21959 |
| 291450 | KETONE-PHENOL/KETONE W/O OXYGN | 10805 | 12013 | 2204 | 5932 |
| 291462 | COENZYME Q10 UBIDECARENONE | 5981 | 9317 | 6604 | 10024 |
| 291469 | OTHER QUINONES | 10632 | 10632 | 19924 | 19924 |
| 291479 | OTH HALGNAT,SULPH,NITRAT DERIV | 5182 | 9478 | 133 | 1138 |
| 291899 | OTH INDREDIENTS FOR PESTICIDES | 52031 | 153424 | 117131 | 166723 |
| 291990 | OTH PHOSPHORIC ESTER/SALT/DERI | 1101 | 15763 | 2007 | 5031 |
| 292090 | OTH ESTER OTH INORGANIC ACID | 131636 | 282395 | 126334 | 226226 |
| 292111 | METHYLAMINE,DI/TRI & ITS SALT | 6134 | 16384 | 15444 | 27576 |
| 292119 | OTH ACYCLIC MONOAMIN/DERV/SALT | 10606 | 21365 | 5002 | 9164 |
| 292121 | ETHYLENEDIAMINE AND ITS SALTS | 36927 | 45631 | 21784 | 46646 |
| 292129 | OTH ACYCLIC POLYAMIN/DERV/SALT | 28305 | 34112 | 3609 | 7357 |
| 292130 | CY-CLANIC,LENIC LOTERPENI/SALT | 6505 | 40000 | 12231 | 18232 |
| 292141 | ANILINE AND ITS SALTS | 818 | 1318 | 121853 | 194835 |
| 292142 | ANILINE DERIVATIVES/ITS SALT | 315616 | 1085931 | 470957 | 956106 |
| 292143 | TOLUIDINE/ITS DERIVATIV/SALT | 37862 | 47921 | 4062 | 25688 |
| 292144 | DIPHENYLAMINE/ITS DERIV/SALT | 8 | 8 | 8 | 8 |
| 292145 | 1,2-NAPTHYAMINE/ITS DERIVATE | 8287 | 18405 | 6734 | 10296 |
| 292149 | OTH,AROMATIC MONOAMIN DER/SALT | 159733 | 180588 | 82094 | 109448 |
| 292151 | O,M,P-PHENYLENE,DIAMINE SALT | 266984 | 619533 | 285056 | 850792 |
| 292159 | OTH AROMATIC POLYAMIN DER/SALT | 9113 | 73710 | 29300 | 56592 |
| 292211 | MONOETHANOLAMINE AND ITS SALTS | 14742 | 30020 | 12671 | 16860 |
| 292212 | DIETHANOLAMINE AND ITS SALTS | 3796 | 16392 | 12961 | 19060 |
| 292214 | DEXTROPPOXYPHENE&ITS SALTS | | | | 5754 |
| 292217 | 292215 | | 23641 | 3334 | 14905 |
| 292217 | METHYL & ETHYL DIETHANOLAMINE | | | 26179 | 26179 |
| 292219 | OTH AMINO-ALCH ETHER/ESTR/SALT | 91303 | 290569 | 92944 | 135547 |
| 292221 | AMINOHYDROXYNEPHLENE ACID/SALT | 29609 | 78128 | 52822 | 156453 |
| 292229 | OTH AMINO NAPHTHOL/PHENOL ETHER | 182692 | 351018 | 145032 | 205939 |
| 292239 | OTH AMINO ALDEHYDES | 47832 | 101084 | 167 | 83100 |
| 292241 | LYSINE/ITS ESTER SALT THEREOF | 246455 | 492636 | 177988 | 389286 |
| 292242 | GLUTAMIC ACID AND ITS SALTS | | 492 | 409 | 596 |

Contd.

10.11 Imports by Economic Categories (Detail)

(In Thousand Rupees)

| Items | Aug., 2019 | From July, 2019 | Aug., 2018 | From July, 2018 |
|--------|--------------------------------|-----------------|------------|-----------------|
| 292243 | ANTHRANILIC ACID AND ITS SALTS | 1113 | 1113 | |
| 292249 | OTH AMINOACID/ESTER O/T OXYFUN | 410860 | 996898 | 359863 |
| 292250 | AMINO-ALCHL/ACIDPHENOL/IT COMP | 152446 | 366753 | 71331 |
| 292310 | CHOLINE AND ITS SALTS | 2359 | 3530 | 152 |
| 292320 | LECITHIN/OTH PHOSPHOAMINOLIPID | 30237 | 60748 | 28357 |
| 292330 | TETRAETHYLAMO PERFLOROCT SULPH | | | 21 |
| 292390 | OTH QU-AMMONIUM SALT/HYDROXID | 118143 | 165371 | 20412 |
| 292419 | OTH AMIDE COMP,CARBONIC ACID | 69824 | 187305 | 115384 |
| 292421 | UREINES/DERIV/SALT THEREOF | | 3241 | |
| 292423 | 2-ACETAMIDOBENOIC ACID | | 210 | |
| 292429 | OTH CYCLIC AMIDE DERIV/SALTS | 251511 | 511022 | 214768 |
| 292511 | SACCHARIN AND ITS SALTS | 54405 | 88566 | 32050 |
| 292519 | OTH IMIDE/DERIV/SALT THROF | | 1476 | 346 |
| 292521 | CHLOIMEFORMRD (ISO) | 425 | 425 | |
| 292529 | DIPHENYL-GUANIDINE | 47391 | 97061 | 122664 |
| 292610 | ACRYLONITRILE | 10151 | 19941 | 8134 |
| 292620 | 1-CYANOQUANIDINE(DICYANDIAMIDE | 4485 | 11338 | 12262 |
| 292690 | OTH,NITRILE-FUNCTION COMPOUNDS | 878152 | 2117730 | 1368134 |
| 292700 | DIAZO-,AZO-/AZOXY-COMPOUNDS | 14860 | 41861 | 19205 |
| 292800 | ORGANIC DERV,HYDRAZIN/HYDOXY | 9671 | 23290 | 4690 |
| 292910 | ISOCYANATES W-NITROGEN FUNCTIO | 894799 | 1695588 | 1032419 |
| 350790 | OTH ENZYMES/PREP ENZYMES | 296986 | 583260 | 192859 |
| 360200 | PREP EXPLOSIVE O/T POWDER | 30660 | 44699 | |
| 381590 | OTHER CATALYTIC PREPARATIONS | 64545 | 142294 | 53407 |
| 401039 | TRANS SYS.BELT OTH 150-198 CM | 27586 | 72336 | 13942 |
| 401110 | NEW PNEUM TYRES FOR MOTOR CARS | 147788 | 528628 | 229397 |
| 401120 | NEW PNEUM TYRES FOR BUS/LORRY | 842221 | 2358322 | 1296861 |
| 401130 | NEW PNEUM TYRES RUB AIRCRAFTS | 7311 | 70287 | 24132 |
| 401140 | NEW PNEUM TYRE RUBB MOTORCYCLE | | 3355 | 2093 |
| 401150 | NEW PNEUM TYRE RUBB BICYCLES | 3529 | 4769 | 198 |
| 401170 | TYRE AGRICULTURE VEH/MACHINE | 65453 | 190146 | 230568 |
| 401180 | TYRE INDUSTRIAL/CONST VEH/MACH | 72045 | 179825 | 87723 |
| 401190 | OTH TYRE NEW PNEUMATIC RUBBER | 25021 | 64108 | 65361 |
| 401211 | RETREATED TYRES FOR MOTORCARS | | | 21 |
| 401213 | RETREATED TYRE FOR AIRCRAFTS | 1367 | 9649 | 4632 |
| 401219 | OTHER RETREATED TYRE OF RUBBER | 53 | 53 | |
| 401220 | USED PNEUMATIC TYRES OF RUBBER | | 129 | |
| 401290 | OTH USED PNEUMATIC TYRE RUBBER | 3163 | 7670 | 842 |
| 401310 | INNER TUBES,OF MOTOR CAR/BUSES | 184327 | 304361 | 44254 |
| 420340 | OTHER CLOTHING ACCESSORIES | 337 | 1583 | 248 |
| 440290 | OTH WOOD CHARCOAL NOT AGGLOMER | 3 | 2032 | 1631 |
| 440500 | WOOD WOOL;WOOD FLOUR. | 1775 | 4441 | 1943 |
| 440711 | WOOD SAWN/CHIPPED OF PINE | 440640 | 950963 | 318704 |
| 440712 | WOOD SAWN/CHIPED OF FIR&SPRUCE | 37615 | 60773 | 49318 |
| 440719 | WOOD SAWN/CHIPED OTH CONIFER | 104982 | 188316 | 69389 |
| 440725 | TROPICAL WOOD DARK RED MERANTI | 42207 | 66137 | 15028 |
| 440726 | TROPICAL WOOD WHITE LAUAN ECC | 43685 | 59558 | 28118 |
| 440727 | SAPELLI | 16526 | 50997 | 20535 |
| 440729 | OTH TROPICAL WOOD NON-CONF SAW | 252038 | 553805 | 305945 |
| 440791 | OAK WOOD,SWAN/CHIPPED LEN WISE | 4987 | 5651 | 2892 |
| 440792 | BEECH WOOD SWAN/CHIPPED L/WISE | 40590 | 68653 | 11341 |
| 440795 | OTH TROPICAL WOOD OF ASH | 74539 | 165317 | 51689 |
| 440890 | OTH.LAMINAT WOOD SAWN.SLICED6M | 16329 | 21034 | 23827 |
| 440910 | WOOD CONIFEROUS SPECIES SHAPED | | | 958 |
| 440921 | WOOD NON-CONIFEROUS OF BAMBOO | | 365 | |
| 441700 | TOOLS/BODIES/HANDLE OF WOOD | 3473 | 13747 | 13 |
| 441810 | WINDOWS FRENCH WINDOWS & FRAME | 19764 | 19764 | |
| 441820 | DOORS FRAMES AND THERSHOLDS | 14018 | 31339 | 27424 |
| 441840 | SHUTTERING FOR CONCRETE C/WORK | | | 2015 |
| 441860 | POSTS AND BEAMS OF WOOD | | | |
| 441879 | OTH ASSEMBLED FLOORING PANELS | 2142 | 2313 | 504 |

Contd.

10.11 Imports by Economic Categories (Detail)

(In Thousand Rupees)

| Items | Aug., 2019 | From July, 2019 | Aug., 2018 | From July, 2018 | |
|--------|--------------------------------|-----------------|------------|-----------------|---------|
| 551694 | W-FAB ART FIB<85%WT O/FIB PTIN | 12614 | 27747 | 60902 | 137312 |
| 560121 | OTH ARTICLES OF COTTON WADDING | 558 | 1392 | 556 | 1028 |
| 560122 | OTH WADDING OF MAN-MADE FIBRES | 3506 | 3763 | 1866 | 7729 |
| 560129 | OTHER, WADDING ARTICLES | 6840 | 6894 | 6996 | 13095 |
| 560600 | GIMPED YARN,AND STRIP AND LIVE | 22776 | 57594 | 93549 | 183771 |
| 560729 | OTH,TWINE,CORDAGE,ROPE&CABLE | | 39 | 2027 | 5704 |
| 560741 | BINDER/BALER TWINE OF POLYTHNE | 3132 | 14354 | 6847 | 7049 |
| 560749 | OTH TWINE,CORDAGE,ROP,CAB POLY | 26457 | 65883 | 21494 | 38267 |
| 560750 | TWINE,CORDAGE,ROPE,OTH SYN FIB | 16234 | 25235 | 8605 | 28638 |
| 560790 | OTH,TWINE,CORDAGE,ROPE & CABLE | 2842 | 5757 | 11594 | 16501 |
| 560811 | FISHING NETS MAN-MADE TEX MAT | 32667 | 101002 | 56281 | 102098 |
| 560819 | OTH, MADE UP NETS OF TEX MAT | 31453 | 43335 | 11611 | 24485 |
| 560890 | OTH,NOTTED NETS/NETTING ROPE | | 1617 | 30 | 1430 |
| 591000 | TRANSMISON CONYOR BELT TEX MAT | 7902 | 19471 | 12851 | 17983 |
| 591110 | TEX FAB,FELT & FELT-LINED FAB. | 31010 | 53571 | 33003 | 52415 |
| 591120 | BOLTING CLOTH,WHET/NOT MADE UP | 2038 | 4651 | 5027 | 17461 |
| 591131 | TEX FAB & FELTS,< 650G/SQM . | 6075 | 19647 | 4324 | 13057 |
| 591132 | TEX FAB & FELTS,>0650G/SQM . | 52453 | 100795 | 36717 | 101782 |
| 591140 | STRAINING CLOTH USEDOIL PRESS | | 294 | 99 | 99 |
| 670490 | WIGS,BEARD,EYE-BROW OF OTH MAT | 234 | 4155 | 4361 | 9062 |
| 680100 | ARTICLE OF STONE PLAS CEMET | 15 | 15 | | |
| 680210 | TILES CUBES AND SIMILAR ARTICL | | 1250 | | 21 |
| 680221 | OTH MONUMENTAL BUILD STONE/ART | 5909 | 15184 | 11031 | 21212 |
| 680223 | GRANITE | 23572 | 69287 | 42534 | 117390 |
| 680229 | OTHER STONE | | 961 | 807 | 875 |
| 680291 | OTH MARBL TRAVERTIN&ALABASTER | 6274 | 21737 | 16724 | 37852 |
| 680293 | OTHER GRANITE | 8895 | 22012 | 3080 | 12742 |
| 680299 | OTHER STONE | 499 | 1219 | 977 | 1954 |
| 680690 | OTH ARTICLE OF HEAT INSULATING | 20476 | 217319 | 109846 | 243192 |
| 680710 | ARTICLE OF ASPHALT IN ROLL | 3587 | 16356 | 11168 | 21807 |
| 680790 | OTH ARTICLE OF ASPHALT MATERL | 650 | 1966 | 1280 | 1879 |
| 681099 | OTH ARTICLE OF CEMENT | 638 | 5788 | 3916 | 4050 |
| 681140 | ARTICLES CONTAINING ASBESTOS | 45 | 110 | | |
| 681181 | CORRUGATED SHT NOT CON ASBESTO | 21164 | 31660 | 13224 | 44368 |
| 681182 | O-SHT,PANEL,TILES,NOT CON ASBE | 18528 | 33143 | 5581 | 20267 |
| 681599 | OTH ARTICLE OF STONE OTH MINRL | 7711 | 20939 | 21797 | 27508 |
| 690100 | BRICK , TILE OF SILI FOSSIL | 124 | 8521 | | 165 |
| 690210 | REF BRICK,TILE>50%MG,CA | 306388 | 721937 | 361924 | 489143 |
| 690220 | CERAMIC>50%SILICA,ALUM | 88719 | 131706 | 47875 | 140561 |
| 690390 | OTH REFRECTORY CERAMIC GOODS | 32341 | 66379 | 28568 | 36112 |
| 690490 | OTH C/FLOORING BLOCKS F/TILE | 2459 | 2459 | 6862 | 18262 |
| 690510 | ROOFING TILES | 67 | 91 | | |
| 690590 | OTH CHIMNEY-POTS,COWLS,ETC. | 1892 | 2045 | | |
| 690600 | CERAMIC PIPES CONDUITS&FITING | | | 388 | 388 |
| 690721 | TILES POLISHED WAT AB 0.5% | 159469 | 706710 | 628610 | 1646930 |
| 690722 | TILE POLISHED WAT AB >0.5%<10% | 89551 | 310406 | 313404 | 788098 |
| 690730 | MOSAIC CUBES AND SIMLAR ARTICL | | 240 | 439 | 5998 |
| 691490 | OTH CERAMIC ARTICLES O/TH PORN | 985 | 1620 | 50 | 544 |
| 700100 | CULLET AND OTH WAST&SCRAP,GLAS | 27 | 27 | | 3182 |
| 700210 | BALLS IN GLASS UNWORKED | 18782 | 34404 | 4869 | 8778 |
| 700231 | TUBE,FUSED QUARTZ/SILICA,UNWOR | | | | 474 |
| 700232 | TUBE OF OTH GLASS UNWORKED | | | 228 | 228 |
| 700239 | OTHER, TUBES IN GLASS | 50357 | 144045 | 30247 | 69311 |
| 700312 | NON-WIRED SHEETS COLOURED,FLAS | 1334 | 15478 | 8591 | 15577 |
| 700319 | OTH NON WIRED SHEETS OF GLASS | | 427 | 1518 | 1518 |
| 700320 | WIRED SHEETS GLASS | | | | 1620 |
| 700490 | OTHER GLASS | 6620 | 11038 | 28264 | 47973 |
| 700510 | NON-WIRED GLASS HAVE ABSORBENT | 10090 | 34601 | 49634 | 113722 |
| 700521 | NON-WIRED GLASS COLOURED,OP/FE | 2122 | 24096 | 20079 | 48427 |
| 700529 | OTHER, NON-WIRED GLASS | 19849 | 39082 | 49190 | 74110 |
| 700600 | GLASS BENT, EDGE-H-70.03,04,05 | 28002 | 72455 | 74802 | 119810 |

Contd.

10.11 Imports by Economic Categories (Detail)

(In Thousand Rupees)

| Items | Aug., 2019 | From July, 2019 | Aug., 2018 | From July, 2018 | |
|--------|---------------------------------|-----------------|------------|-----------------|----------|
| 700711 | THOUGHENED SAFTY GLASS FOR VES | 30997 | 72311 | 30034 | 63938 |
| 700719 | OTH THOUGHENED SAFTY GLASS | 20743 | 51438 | 64930 | 138546 |
| 700721 | LAMINATED SAFTY GLASS VEH/VESL | 7230 | 26148 | 17058 | 21663 |
| 700729 | OTHER, LIMINATED SAFETY GLASS | 13938 | 20265 | 30762 | 50930 |
| 701090 | OTH CARBOYS BOTT,FLASK,JAR,POT | 178828 | 246337 | 126738 | 228563 |
| 701110 | FOR ELECTRIC LIGHTING | 2122 | 3191 | 5993 | 12314 |
| 701400 | SIGNALLING GL-WARE,OPTCAL ELEM | 274 | 4275 | 314 | 1527 |
| 701610 | GLASS CUBES/OTH SMALLWARE | 8178 | 26280 | 4907 | 17126 |
| 701919 | OTH YARN OF GLASS FIBRE/THREAD | 10766 | 38959 | 15649 | 18134 |
| 701931 | GLASS MATS | 108050 | 182050 | 56012 | 100944 |
| 701932 | THIN SHEETS (VOILES) | 59332 | 135600 | 77151 | 122946 |
| 701959 | OTH WOVEN FABRICS | 8732 | 16113 | 17096 | 40034 |
| 710490 | OTH SYN/RECONSTI SEM/PRE STONE | | 2 | 6 | 6 |
| 710510 | DUST AND POWDER OF DIAMONDS | 57 | 57 | | |
| 711890 | OTHER COIN | | | | 10 |
| 720110 | NON-ALLOY PIG IRON<0.5% PHOSP | 53385 | 110795 | 106742 | 160755 |
| 720150 | ALLOY PIG IRON; SPIEGELEISEN | 2747 | 3795 | 27 | 27 |
| 720211 | FERRO-MANGANESE CONT 2% CARBON | 39227 | 90955 | 47639 | 80304 |
| 720219 | OTH FERRO-MANGANESE | | 4852 | 2716 | 2808 |
| 720221 | FERRO-SLICON CONT >55% SILICON | 2606 | 60786 | 27522 | 109771 |
| 720229 | OTH FERRO-SILICON | 17075 | 37610 | 29554 | 84199 |
| 720230 | FERRO-SILICO-MANGANESE | 359430 | 735930 | 253349 | 801457 |
| 720241 | FERRO-CHROMIUM CONT >4% CARBON | | 6495 | 4178 | 11142 |
| 720249 | OTH FERRO-CHROMIUM | | 332 | 724 | 1345 |
| 720270 | FERRO-MOLYBDENUM | | 1265 | 1990 | 2073 |
| 720280 | FERRO-TUNGSTEN&FERRO-SIL-TUNGS | | 835 | | 1359 |
| 720291 | FERRO-TITANIUM/FERO-SILI TITAN | | | 73 | 123 |
| 720292 | FERRO-VANADIUM | | 220 | | 419 |
| 720293 | FERRO-NIOBIUM | | 809 | | 1038 |
| 720310 | FEROUS PROD BY DIR RUD IRONORE | 34640 | 236794 | | 20000 |
| 720390 | OTH FERROUS PRODUCTS | | 359 | | 8557 |
| 720410 | WASTE/SCRAP OF CAST IRON | 6110 | 20906 | 62954 | 76840 |
| 720421 | WASTE/SCRAP OF STAINLESS STEEL | 43687 | 68374 | 13237 | 39260 |
| 720429 | WASTE/SCRAP OF OTH ALLOY STEEL | | | 285 | 285 |
| 720430 | WASTE/SCRAP TINNED IRON/STL | 222578 | 531496 | 233352 | 660774 |
| 720441 | TURNING,SHAVING,MILLING WASTE | 8683518 | 17877952 | 6883881 | 13537301 |
| 720449 | OTHER FERROUS WASTE AND SCRAP | 10459293 | 22268008 | 10778821 | 22031654 |
| 720510 | GRANULES OF PIG IRON | 1049 | 8397 | 5741 | 16368 |
| 720521 | POWDERS OF ALLOY STEEL | 1021 | 1021 | | 2352 |
| 720529 | OTH POWDER PIG IRON&SP IRON/ST | 1324 | 11863 | 5229 | 10975 |
| 720711 | CONT 0.25% CARBON,IRON/N-ALY/S | | | 1083 | 1083 |
| 721790 | OTH WIRE OF IRON/NON-ALLOY-STEL | 22338 | 72705 | 23797 | 50324 |
| 722300 | WIRE OF STAINLESS STEEL | 32239 | 73001 | 32983 | 61699 |
| 732599 | OTH CAST ARTI OF I/S NES | 30743 | 70059 | 133226 | 273127 |
| 732611 | GRIND BALL&SIMI ARTI FOR MILLS | | | | 103 |
| 732690 | OTH ARTICLES OF IRON & STEEL | 305855 | 1615241 | 805301 | 1328628 |
| 740200 | UN-REFINED CODDER, COPP ANODES | | 1987 | 5543 | 5543 |
| 740311 | REFIND COPPER,CATHODES&SECTIN | 725055 | 1313853 | 990972 | 2100814 |
| 740319 | OTHER, REFINED COPPER | 13795 | 14682 | 246 | 296 |
| 740321 | COPPER-ZINC BASE ALLOYS(BRASS) | | 19 | 1964 | 1964 |
| 740322 | COPPER-TIN BASE ALLOY (BRONZE) | | 167 | 1895 | 1895 |
| 740329 | OTH COPPER ALLOYS(O/T H-74.05) | | 69 | 4383 | 4383 |
| 740400 | COPPER WASTE AND SCRAP | 387591 | 964232 | 536095 | 1008310 |
| 741999 | OTHER, ARTICLES OF COPPER | 2357 | 10170 | 7216 | 91587 |
| 750120 | NICKEL OXIDE SINTERS&OTH PROD | 69 | 69 | | |
| 750210 | NICKEL, NOT ALLOYED | 54334 | 181697 | 145292 | 263845 |
| 750890 | OTHER, ARTICLES OF NICKLES | 63219 | 137172 | 65996 | 145744 |
| 760110 | ALUMINIUM, NOT ALLOYED | 457480 | 502883 | 1207565 | 2161408 |
| 760120 | ALUMINIUM ALLOYS | 201099 | 483377 | 298789 | 539640 |
| 761699 | OTHER,ARTICLES OF ALUMINUM | 90587 | 275270 | 84383 | 160627 |
| 780110 | REFINED UN-WROUGHT LEAD | 216246 | 231906 | 693258 | 1449377 |

Contd.

10.11 Imports by Economic Categories (Detail)

(In Thousand Rupees)

| Items | Aug., 2019 | From July, 2019 | Aug., 2018 | From July, 2018 |
|---------------------------------------|------------------|------------------|-------------------|------------------|
| 780191 OTH UNWROUGHT LEAD CON ANTIMON | | | 239147 | 239147 |
| 780199 OTH UNREFIND LEAD&LEAD ALLOYED | 15314 | 42665 | 17619 | 33300 |
| 780600 OTHER ARTICLES OF LEAD. | 420 | 832 | 1227 | 1559 |
| 790111 ZINC NOT ALLOYED WT=>99.99% | 352172 | 767659 | 264158 | 430511 |
| 790120 ZINC ALLOYS | 663569 | 1026874 | 217722 | 605077 |
| 790700 OTHER ARTICLES OF ZINC. | 28547 | 43994 | 30101 | 56312 |
| 800110 TIN, NOT ALLOYED | 139349 | 197108 | 30741 | 38949 |
| 800120 TIN ALLOYS | | | 3 | 3 |
| 800700 OTHER ARTICLES OF TIN | 226 | 239 | | |
| 810110 TUNGSTEN POWDERS | | | | 434 |
| 810196 OTHER WIRE OF TUNGSTEN | | 6568 | | 5602 |
| 810199 OTHER ARTICLES OF TUNGSTEN | 2385 | 6302 | 58 | 58 |
| 810296 OTHER MOLYBDENUM WIRE | 50 | 3799 | | 4202 |
| 810299 OTH MOLYBDENUM AND ARTICLES | | | | 2308 |
| 810390 OTH TANTALUM&ARTICLES THEREOF | | 6 | | |
| 810411 UNWROUGHT MAGNESIUM BY WT99.8% | 766 | 766 | | 4134 |
| 810419 OTH ARTICL UNWROUHT MAGNESIUM | | | | 8 |
| 810490 OTHER ARTICLE OF MAGNESIUM | 254 | 254 | 20 | 74 |
| 810520 COBALT MATTES& OTH PRODUCTS | | 25567 | | |
| 810590 OTH INTERMEDIATE PRO OF COBALT | 47 | 114 | | |
| 810720 UNWROUGHT CADMIUM POWDER | | | 7361 | 7361 |
| 810790 OTH CADMIUM,WROUGHT & ARTICLES | | | 634 | 3004 |
| 810890 OTH TITANIUM WROUGHT&ARTICLES | 2213 | 4510 | 3234 | 5514 |
| 810990 OTH ZIRCONIUM AND ARTICLES | | 153 | | 50 |
| 811010 UNWROUGHT ANTIMONY POWDER | 25085 | 47548 | 119646 | 224899 |
| 811090 OTH ANTIMONY ART INCL W/SCRAP | | 5902 | 26760 | 42117 |
| 811100 MANGANES&ARTCL INC WASTE&SCRAP | | 328 | 83 | 273 |
| 811221 CHROMIUM UNWROUGHT POWDER | | | 533 | 828 |
| 811229 OTH UNWROUG CHROMIUM INCL WAST | | 6 | | 250 |
| 811299 OTH BASE METAL UNWROUGH&ARTICL | | 6 | | 230 |
| 961900 SANITARY TOWEL&TAMPON&SIMILAR | 354530 | 797826 | 893310 | 1606683 |
| 3. CAPITAL GOODS TOTAL | 171812515 | 342123592 | 166799743* | 332960041 |
| 010611 MAMMALS | 5 | 5 | | |
| 010612 WHALES, DOLPHINES & PERPOISES | 6855 | 6855 | | |
| 010614 RABBITS AND HARES | 164 | 271 | | |
| 010619 OTHER MAMMALS | 112 | 638 | 77 | 5354 |
| 010620 RAPTIRES (INCL.SNAKES&TURTLES) | 324 | 324 | | |
| 010631 BIRDS OF PREY | 3475 | 4353 | 780 | 1307 |
| 010632 PSITTACIFORMES(INCL.PARROTS) | 3708 | 9479 | 7104 | 15039 |
| 010633 OSTRICHES,EMUS(DROMAIUSNOVAEH) | 164 | 164 | 6082 | 7073 |
| 010639 OTHER BIRDS | 91 | 91 | 21 | 21 |
| 010641 INSECTS | 5865 | 5865 | 321 | 321 |
| 010690 OTHER LIVES ANIMALS | 1598 | 4421 | 1396 | 2482 |
| 621790 PARTS OF GAR/CLOTH ACCESSORI | 127 | 559 | 345 | 1981 |
| 680300 WORKED SLATE/ARTICLE OF SLATE | | 21 | | |
| 680410 MILL STONE AND GRIND STON MIL | 64666 | 97659 | 21256 | 41610 |
| 680421 OTH MILLSTONE OF AGGLOMER SYNT | 14104 | 17480 | 2371 | 13817 |
| 680422 MILL STONE AND GRIND STONE/OTH | 139174 | 344357 | 83385 | 286214 |
| 680423 OTH MILLSTONE OF NATURAL STONE | 5687 | 9332 | 7583 | 9226 |
| 680430 HAND SHARPENING POLISH STONE | 6852 | 11208 | 5323 | 9304 |
| 680510 BASE OF WOVEN TEXTILE FABRICS | 43909 | 131413 | 52585 | 81184 |
| 680520 ON BASE OF PAPER OR PAPERBOARD | 45233 | 76111 | 38875 | 60123 |
| 680530 ON BASE OF OTHER MATERIALS | 78316 | 130107 | 40356 | 81781 |
| 680610 SLAG WOOL ROCKWOOL MINERAL WOL | 5727 | 14048 | 40695 | 62094 |
| 680620 EXFOLIATED VERMICULITE EXPEND | | 722 | 1520 | 3005 |
| 680800 PANELS,BOARDS,TILES BLOCKS ETC | | 5683 | 7789 | 9840 |
| 680911 BOARDS,SHEETS,PANELS,TILES ETC | 76523 | 81826 | 19243 | 23186 |

Contd.

10.11 Imports by Economic Categories (Detail)

(In Thousand Rupees)

| Items | Aug., 2019 | From July, 2019 | Aug., 2018 | From July, 2018 |
|--------|------------|-----------------|------------|-----------------|
| 680919 | | 82 | 13656 | 1735 |
| 680990 | | | 3578 | 6672 |
| 681011 | 14139 | 14139 | 1153 | 2284 |
| 681019 | 16884 | 60135 | 4378 | 23944 |
| 681091 | | 9948 | | |
| 681291 | | | | 28 |
| 681293 | 7745 | 27869 | 10943 | 23569 |
| 681299 | 2591 | 5683 | 1179 | 2000 |
| 681320 | 20205 | 49314 | 19183 | 43840 |
| 681381 | 26293 | 46552 | 111767 | 182568 |
| 681389 | 21435 | 49386 | 2356 | 7018 |
| 681410 | 65 | 241 | 1245 | 4085 |
| 681490 | 208 | 357 | 100 | 1704 |
| 681510 | 17065 | 23991 | 13893 | 27050 |
| 690290 | 1927 | 2205 | 5730 | 36871 |
| 690310 | 6770 | 27661 | 5460 | 23492 |
| 690320 | 24370 | 55124 | 10366 | 129022 |
| 690723 | 125567 | 281408 | 193470 | 524042 |
| 690740 | | 525 | | |
| 690911 | 13 | 2384 | 362 | 512 |
| 690912 | 2150 | 4714 | | 265 |
| 690919 | 25 | 8107 | 8727 | 13090 |
| 690990 | 156 | 223 | 309 | 417 |
| 691010 | 103828 | 247759 | 65384 | 183068 |
| 691390 | 843 | 1362 | 1546 | 2961 |
| 691410 | 80 | 181 | | 33 |
| 710700 | | | 31 | 41 |
| 710812 | 306107 | 521664 | 152435 | 329112 |
| 710820 | | 28473 | | 18756 |
| 711810 | | | | 375 |
| 720720 | | | | 1274 |
| 720810 | | 198197 | 5106 | 199794 |
| 720825 | 1848 | 1848 | 6798 | 24726 |
| 720826 | 7517 | 11227 | 13398 | 76293 |
| 720827 | 35326 | 97035 | 4129 | 4543 |
| 720836 | | 980 | | |
| 720837 | 25120 | 25120 | 104364 | 111310 |
| 720838 | 68 | 212860 | 42382 | 162386 |
| 720839 | 9233776 | 13138941 | 8343067 | 12836412 |
| 720851 | 4593 | 13247 | 30742 | 72952 |
| 720852 | 821 | 20156 | 10485 | 14531 |
| 720853 | 16337 | 23276 | 54117 | 54278 |
| 720854 | 10818 | 27784 | 19375 | 30177 |
| 720890 | 7890 | 13972 | 2515 | 74750 |
| 720915 | 2258 | 8585 | 104666 | 124570 |
| 720916 | 322613 | 722445 | 568649 | 1211528 |
| 720917 | 127326 | 388022 | 192715 | 356183 |
| 720918 | 178812 | 239376 | 257409 | 328741 |
| 720925 | | 4307 | 395 | 395 |
| 720926 | 132201 | 248572 | 57351 | 164200 |
| 720927 | 215175 | 507990 | 78111 | 267030 |
| 720928 | | 12396 | 5453 | 42647 |
| 720990 | 67713 | 165240 | 137286 | 274288 |
| 721011 | | 57341 | 3693 | 4641 |
| 721012 | 447872 | 724890 | 423649 | 855323 |
| 721020 | | | 18078 | 18278 |
| 721030 | 429590 | 968833 | 461487 | 1143373 |
| 721041 | | 148 | | 32542 |
| 721049 | 651150 | 966992 | 729832 | 1515868 |
| 721050 | 84233 | 183776 | 93193 | 157244 |
| 721061 | 106311 | 333828 | 137402 | 378976 |

Contd.

10.11 Imports by Economic Categories (Detail)

(In Thousand Rupees)

| Items | Aug., 2019 | From July, 2019 | Aug., 2018 | From July, 2018 |
|--------|------------|-----------------|------------|-----------------|
| 721069 | | | | 5907 |
| 721070 | 576339 | 1123298 | 987272 | 2004539 |
| 721090 | 10131 | 12695 | 24024 | 28111 |
| 721113 | | 5118 | 81649 | 81649 |
| 721114 | 24662 | 66825 | 38279 | 111784 |
| 721119 | 32780 | 154158 | 1444818 | 3817627 |
| 721123 | 6886 | 46798 | | |
| 721129 | 41175 | 57047 | 40570 | 98489 |
| 721190 | 61093 | 81484 | 211207 | 278381 |
| 721210 | | | 635 | 635 |
| 721220 | 36462 | 39957 | 86402 | 105730 |
| 721230 | 8049 | 89865 | | 93 |
| 721240 | 56342 | 125489 | 38513 | 71382 |
| 721250 | 3607 | 3607 | 369 | 12360 |
| 721310 | | | | 69 |
| 721391 | 74480 | 134782 | 204129 | 410592 |
| 721399 | 4336 | 26597 | 32252 | 49086 |
| 721410 | 30593 | 47517 | 5274 | 9899 |
| 721420 | 276218 | 277221 | 276181 | 1634127 |
| 721430 | 4530 | 7701 | 4469 | 14604 |
| 721491 | | | 281 | 281 |
| 721499 | | 114371 | 841 | 841 |
| 721510 | 9512 | 17445 | 3568 | 18966 |
| 721550 | 7444 | 7444 | 4166 | 11479 |
| 721590 | 7325 | 9946 | 4204 | 5098 |
| 721610 | | 48263 | 3406 | 3406 |
| 721621 | 4388 | 5406 | 299350 | 301707 |
| 721631 | 88 | 920 | 18735 | 58013 |
| 721632 | | 13236 | 6856 | 166421 |
| 721633 | 24838 | 27551 | 22591 | 77984 |
| 721640 | | 1743 | 8565 | 44413 |
| 721650 | | 321 | 189 | 1981 |
| 721669 | | | | 77 |
| 721691 | 33429 | 33429 | | |
| 721699 | 1630 | 58085 | 656 | 16090 |
| 721710 | 18436 | 27658 | 17942 | 30826 |
| 721720 | 6350 | 11557 | 143309 | 155385 |
| 721730 | 77463 | 122288 | 72432 | 114779 |
| 721899 | | | | 1493 |
| 721911 | | | 14259 | 14259 |
| 721912 | 885 | 13393 | | 3399 |
| 721914 | | 7013 | 219 | 7050 |
| 721921 | 11087 | 11087 | 3826 | 3826 |
| 721922 | | | 273 | 110746 |
| 721923 | | | 26596 | 27765 |
| 721924 | 348 | 348 | | 6732 |
| 721931 | 5865 | 5865 | | |
| 721932 | 27397 | 45041 | 32100 | 58409 |
| 721933 | 307021 | 516500 | 196299 | 298179 |
| 721934 | 113772 | 217772 | 142497 | 298892 |
| 721935 | 306420 | 768759 | 290650 | 499611 |
| 721990 | 566152 | 1471530 | 624903 | 1306699 |
| 722011 | 6230 | 6230 | | |
| 722012 | 16914 | 55648 | 5213 | 17483 |
| 722020 | 26880 | 169438 | 55833 | 131978 |
| 722090 | 77387 | 122089 | 24119 | 37127 |
| 722211 | 13996 | 67455 | 17187 | 36945 |
| 722219 | 3226 | 12752 | 145 | 436 |
| 722220 | 11134 | 41333 | 5039 | 18556 |
| 722230 | 57677 | 85700 | 12802 | 47927 |
| 722240 | | 21087 | 7405 | 14827 |

Contd.

10.11 Imports by Economic Categories (Detail)

(In Thousand Rupees)

| Items | Aug., 2019 | From July, 2019 | Aug., 2018 | From July, 2018 | |
|--------|---------------------------------|-----------------|------------|-----------------|---------|
| 722490 | OTH SEMI-FIN PROD OTH A/STEEL | 165 | 1417 | 2512 | 2512 |
| 722511 | GRAIN-ORIENTED SIL-ELEC-STEEL | 322093 | 322093 | 179032 | 415437 |
| 722519 | OTH F/ROL PROD SIL-ELEC-STEEL | 80046 | 125050 | 43540 | 137959 |
| 722530 | OTH NFW HOT/ROLLED IN COILS | 3650650 | 5470869 | 3090422 | 4968558 |
| 722540 | OTH NFW HOT/ROLLED NOT IN COIL | 21671 | 45391 | 154311 | 196569 |
| 722550 | OTH ALLOY STEEL NOT WORK(RDUC) | 1751 | 1751 | | |
| 722591 | OTH F/ROL PROD ELEC ZINC PLATE | 986 | 986 | | |
| 722592 | FLATROLLED PROD O/W ZINC PLATE | 3745 | 3745 | 3661 | 4832 |
| 722599 | OTH F/ROL PROD OTH ALLOY STEEL | 6781 | 20175 | 77 | 77 |
| 722611 | GRAIN-ORIENTED SILICON ELEC ST | | | 52 | 52 |
| 722691 | OTH FLATROL PROD NOTWORK HOT/R | 108959 | 109211 | 161 | 5018 |
| 722692 | OTH F/ROLL PROD NOTWORK COLD/R | 349 | 108657 | 26533 | 59797 |
| 722699 | OTH F/ROL PROD OTH ALLOY STEEL | 3232 | 3232 | 11605 | 12249 |
| 722710 | BAR/ROD OF HIGH SPEED STEEL | | | | 547688 |
| 722790 | OTH BAR/ROD H/ROLL W/COIL A/ST | 492474 | 1021715 | 568963 | 717521 |
| 722810 | BAR/RODS OF HIGH SPEED STEEL | | | 446872 | 446872 |
| 722820 | BAR/RODS OF SILICO-MAG STEEL | | 244 | | |
| 722830 | OTH BAR/ROD HOT ROLLED | 21124 | 203478 | 678964 | 878922 |
| 722840 | OTH BAR/ROD NOWORK FORGED | 2905 | 18331 | 9244 | 9244 |
| 722850 | OTH BAR/ROD NOWORK C/FOR,C/F | | 7490 | 1252 | 4742 |
| 722860 | OTH BAR/ROD ALLOY STEEL NES | 1332 | 6494 | 3613 | 7247 |
| 722870 | ANGLES, SHAPES AND SECTIONS | 127 | 127 | | 205 |
| 722920 | WIRE OTH ALLOY STEEL SILICOMANG | | | 2786 | 2786 |
| 722990 | OTH,WIRE OF OTHER ALLOY STEEL | 48904 | 61833 | 8679 | 19816 |
| 730110 | SHEET PILING IRON AND STEEL | 1174 | 1174 | | 38 |
| 730120 | ANGLE SHAPES & SECTIONS OF I/S | | | | 6771 |
| 730210 | RAILS OF IRON AND STEEL | 1931 | 425575 | 44587 | 149063 |
| 730290 | OTHER MATERIALS JOINTING RAILS | 209 | 209 | | 2976 |
| 730300 | TUBE/PIPE,HOLLOW PROFILE C/IRON | 1118 | 1118 | | 223540 |
| 730411 | L.P FOR OIL&GAS S-STL SEAMLESS | 974 | 8080 | 803 | 5174 |
| 730419 | OTH LINE PIPE I/S FOR OIL&GAS | 316663 | 1028637 | 106949 | 134448 |
| 730423 | OTH DRILL PIPE I/S FOR OIL&GAS | 132025 | 212545 | 69827 | 157418 |
| 730424 | OTHER PIPE OF STAINLESS STEEL | | | 2280 | 5448 |
| 730429 | OTH CASING,TUBING I/S-OIL/GAS | 535765 | 1296077 | 1034162 | 1533016 |
| 730431 | O- COLD-ROLLRD C.C.SEC I/N.A.S | 122842 | 191343 | 90985 | 158143 |
| 730439 | OTH CROSS SECTION OF N.A-STEEL | 310047 | 364850 | 165480 | 454222 |
| 730441 | COLD ROLD CR-SEC OF STAIN-STL | 139124 | 180480 | 231633 | 269603 |
| 730449 | OTH CROSS SECTION OF STAIN-STL | 338393 | 502320 | 78942 | 176348 |
| 730451 | O-C.C.SEC COLD ROL(ALLOY-STL) | 120 | 120 | 478 | 582 |
| 730459 | O-CIR CROSS SEC OF (ALLOY-STL) | | 4996 | 9730 | 19815 |
| 730490 | O-TUBE PIPE/HOLLOW -PRO SEAMLE | 231512 | 410984 | 446918 | 528373 |
| 730511 | LINE PIPE USED OIL/GAS WELDED | | | 291 | 2836 |
| 730519 | OTH LINE PIPE USED OIL/GAS P/L | | | 304 | 99044 |
| 730520 | CASING FOR DRILLING,OIL/GAS | | 29938 | | |
| 730531 | OTHER, LONGITUDINALLY WELDED | | 148619 | | |
| 730539 | OTHER, WELDED TUBES AND PIPES | 123 | 568 | 103965 | 103965 |
| 730590 | OTHER, TUBES AND PIPES | | | 159 | 159 |
| 730611 | L.P-WELDED OF STA-STL(OIL/GAS) | 895 | 895 | | |
| 730619 | OTH-LINE PIPE O/G PIPELINE I/S | 150358 | 243965 | 243291 | 415663 |
| 730621 | CAS/TUB WELDED LINE PIPE STA-S | | 283 | | 22550 |
| 730629 | O-CASING/TUB LINE PIPE O/G I/S | 9816 | 9816 | 8476 | 29573 |
| 730630 | COPPER COAT MILD STL TUB-8.5MM | 53074 | 119924 | 73791 | 88127 |
| 730640 | O-WELDED C.C.SEC OF STAIN-STL | 254995 | 283693 | 52762 | 137600 |
| 730650 | O-WELDED C.C.SEC NON ALLOY-STL | 40539 | 92625 | 42243 | 109454 |
| 730661 | O-TUBE,PIPE WELD SQUARE C-SEC | 88270 | 102742 | 4622 | 11089 |
| 730669 | TUBE/PIPE WELD OF OTH C.C-SEC | 119 | 467 | | |
| 730690 | OTH TUBE PIPE HW-PROFILR I/STL | 15830 | 40701 | 31175 | 112211 |
| 730711 | CAST FIT N-MALLEABLE CAST-IRON | 436 | 1408 | 8982 | 24656 |
| 730719 | OTHER, CAST FITTINGS | 30803 | 107727 | 58698 | 126012 |
| 730721 | FLANGES, OF STAINLESS STEEL | 20835 | 37811 | 13122 | 89562 |
| 730722 | THREADED ELBO,BEND,SLV S/STEEL | 6753 | 15276 | 4275 | 9097 |

Contd.

10.11 Imports by Economic Categories (Detail)

(In Thousand Rupees)

| Items | Aug., 2019 | From July, 2019 | Aug., 2018 | From July, 2018 | |
|--------|---------------------------------|-----------------|------------|-----------------|---------|
| 730723 | BUTT WELDING FITTING STAINSTEL | 6700 | 20619 | 13303 | 27002 |
| 730729 | OTH TUBE,PIP FITTING STAINSTEL | 60910 | 155768 | 42911 | 95064 |
| 730791 | FLANGE AIR-P AGRI-TRACTOR<=80H | 8163 | 23044 | 49062 | 70421 |
| 730792 | THREAD ELBO,BEND/SLV IRN/STEEL | 7443 | 12100 | 14493 | 59118 |
| 730793 | BUTT WLEDING FITTING IRON/STEL | 48532 | 71022 | 25828 | 60071 |
| 730799 | OTH TUBE,PIP FIT IRN/STEL NEC | 322490 | 665999 | 286126 | 684769 |
| 730810 | BRIDGES AND BRIDGE-SECTIONS | | | 177 | 177 |
| 730820 | TOWERS AND LATTICE MASTS | 170828 | 452212 | 525403 | 1065617 |
| 730830 | DOR,WIN/FRAMES,TH-HOLD,FORDORS | 154866 | 246259 | 29687 | 324021 |
| 730840 | EQUIP SC-FOLD SHUT PROP PITPRO | 9508 | 11272 | 11253 | 20567 |
| 731100 | CONT COMPRESSED/LIQUID GAS IR/S | 110400 | 217169 | 129943 | 541443 |
| 731210 | STANDARD WIRE ROPES AND CABLES | 219910 | 420460 | 138563 | 276241 |
| 731290 | OTH WIRE,ROPE,CABLE,SLINGS I/S | 50125 | 93410 | 16475 | 19892 |
| 731300 | BRABED WIRE OF I/S TNIS HOOP | 93 | 1141 | 20796 | 44302 |
| 731412 | ENDLESS BAND MACH STEL W-CLOTH | 2893 | 5297 | | 1263 |
| 731414 | OTH WOVEN CLOTH OF STAIN STEEL | 12441 | 18111 | 876 | 7429 |
| 731419 | STEEL CORD FABRIC LIN MNF TYRE | 3430 | 18549 | 6074 | 9088 |
| 731420 | GRIL NET FENC W/LD D=3MM MS100 | 589 | 1057 | 31458 | 97268 |
| 731431 | OTH GRL NEW FENC/WLED COTD ZNC | 23236 | 46395 | 776 | 776 |
| 731439 | OTH GRL NET FENCING AT INTSEC | 12211 | 35966 | 5733 | 8318 |
| 731441 | OTH CLO GRL NET FENC PL/COT ZN | 5092 | 77576 | 20034 | 49352 |
| 731442 | OTH CLO GRL NET FENC PL/COT PL | 2737 | 4046 | | 797 |
| 731449 | OTH CLO GRL NET /FENFING | 7525 | 29014 | 28327 | 58364 |
| 731450 | EXPANDED METAL OF IRON OR STEL | | 554 | 320 | 21329 |
| 731511 | ARTICULATED LINK ROLLER CHAIN | 54098 | 191060 | 89200 | 243258 |
| 731512 | OTHER CHAIN, ARTICULATED LINK | 29842 | 68057 | 30635 | 67937 |
| 731519 | PARTS, ARTICULATED LINK CHAIN | 104068 | 158783 | 52919 | 118168 |
| 731520 | SKID CHAIN | | 752 | | 563 |
| 731581 | STUD LINK | | | | 435 |
| 731582 | OTHER, WELDED LINK | 3877 | 4551 | 1132 | 3550 |
| 731589 | OTHER CHAIN, | 4225 | 7958 | 3473 | 6468 |
| 731590 | OTHER PARTS OF CHAIN | 118 | 1093 | 436 | 3608 |
| 731600 | ANCHORS,GARPNELS PARTS IRON/ST | 16519 | 19920 | 20680 | 70587 |
| 731700 | NAILS,TAKES,DRAWING PINS IR/ST | 31196 | 79517 | 45742 | 100274 |
| 731811 | COACH SCREW I/S THREADED | 233 | 521 | 64 | 364 |
| 731812 | OTH WOOD SCREW I/S THREADED | 7888 | 8724 | 997 | 9341 |
| 731813 | SCREW HOOKS,SCREW RING RVT I/S | 2034 | 3607 | 44 | 153 |
| 731814 | SELF-TAPPING SCEWS, THREADED | 12638 | 27147 | 12091 | 27848 |
| 731815 | OTH SCREW,BOTLS W/N NUT/WASHER | 426068 | 655406 | 344184 | 969818 |
| 731816 | NUTS, THREADED OF IRON/STEEL | 51762 | 115654 | 50915 | 118901 |
| 731819 | OTH BOLT,NUT,WASHER,RVT I/S TH | 314823 | 350432 | 28148 | 309999 |
| 731821 | SPRING WASHER LOCK WASHER N-TH | 745 | 6800 | 7640 | 12064 |
| 731822 | OTHER WASHERS. NON-THREADED | 11848 | 37072 | 10954 | 49166 |
| 731823 | RIVETS, NON-THREADED | 12624 | 18504 | 6957 | 15742 |
| 731824 | COTTERS/PINS NON THREADED I/S | 1524 | 3257 | 658 | 1962 |
| 731990 | OTH KNITTING NEDLS,CRO HOOKS | 5551 | 13351 | 10312 | 18975 |
| 732010 | LEAF-SPRINGS&LEAVES THEREFOR | 12214 | 27211 | 16864 | 30844 |
| 732020 | HELICAL SPRINGS | 8998 | 19755 | 17041 | 39462 |
| 732190 | PARTS OF I/S,COOK APPLI&PLAT-W | 33379 | 58422 | 16143 | 50382 |
| 732211 | RADIATORS/PARTS CAST IRON E-EL | | 74 | | |
| 732219 | OTH RADIATOR AND PARTS THEREOF | 5305 | 7506 | 1193 | 2343 |
| 732490 | OTHER, INCLUDING PARTS | 20930 | 67750 | 21635 | 37383 |
| 732510 | OTH CAST ARTI I/S N-MEL C-IRON | 8245 | 46188 | 1867 | 5289 |
| 732591 | GRINDING BALLS SIMI ARTI MILLS | 3481 | 3481 | 301 | 301 |
| 732619 | OTH ATI FORGED/STAMPED N-WORK | 121692 | 399570 | 458833 | 595510 |
| 732620 | ARTICLES OF IRON OR STEEL WIRE | 44175 | 61759 | 18524 | 21651 |
| 740500 | MASTER ALLOYS OF COPPER. | 1069 | 1069 | | |
| 740610 | COPER-POW OF NON-LAMELLAR STRU | 4579 | 4579 | | 5908 |
| 740620 | COPER-LAMELLAR STRUCTURE FLAKE | 25279 | 38114 | 15268 | 21144 |
| 740710 | BAR,RODS OF REFIND COPPER | 52571 | 79290 | 145333 | 259638 |
| 740721 | COPPER BAR,ROD PROFIL ZINC BAS | | 2326 | 320 | 6422 |

Contd.

10.11 Imports by Economic Categories (Detail)

(In Thousand Rupees)

| Items | Aug., 2019 | From July, 2019 | Aug., 2018 | From July, 2018 | |
|--------|--------------------------------|-----------------|------------|-----------------|---------|
| 740729 | OTH BAR,ROD,PROFIL COPP ALLOYS | 9039 | 15623 | 8636 | 18713 |
| 740811 | WIRE REF COPP MAX CR-SEC DI>6M | 73525 | 148075 | 20652 | 88090 |
| 740819 | OTHER, WIRE OF REFINED COPPER | 54366 | 122555 | 50694 | 107518 |
| 740821 | WIRE OF COPPER ALLOY ZINC BASE | 10209 | 10209 | 3883 | 3883 |
| 740822 | WIRE OF COPPER ALLOY NICK BASE | 1852 | 1852 | 1824 | 3541 |
| 740829 | OTH WIRE OF COPPER ALLOYS ETC | 320 | 1102 | 3089 | 6407 |
| 740911 | PLAT,SHEET,STRIP REF COPP COIL | 16423 | 33883 | 2467 | 12107 |
| 740919 | OTH PLAT SHEET&STRIP REF COPP | 1055 | 1978 | 19 | 320 |
| 740921 | PL,SH&STRIP COPP ZINC BAS COIL | 11507 | 33447 | 23469 | 46429 |
| 740929 | OTH PL/SH/STRI COPP ZINC BAS | 22369 | 22507 | 1886 | 7843 |
| 740939 | OTH PL/SH/STRIP COPP TIN BAS-C | | 31 | | |
| 740990 | PL/SH/STRIP OTH COPP ALLOYS NS | | | 2385 | 2404 |
| 741011 | FOIL REFINED COPP NOT BACKED | 49593 | 132725 | 89695 | 149504 |
| 741012 | FOIL OF COPP ALLOYS,NOT BACKED | 9899 | 46717 | 65466 | 143304 |
| 741021 | FOIL OF REFINED COPPER,BACKED | 23347 | 25048 | 9787 | 15665 |
| 741110 | TUBE & PIPE OF REFINED COPPER | 182565 | 508179 | 145663 | 388478 |
| 741121 | TUB&PIPE COPP ZINC BAS ALLOYS | 3685 | 3685 | | 18 |
| 741122 | TUB&PIPE COPP NICKLE BAS ALLY | | 3090 | 243 | 243 |
| 741129 | OTH TUBE&PIPE OF OTH COPP ALLY | 1331 | 1650 | 1403 | 2932 |
| 741210 | COPP TUBE/PIPE FIT REF COPPER | 6787 | 11174 | 1956 | 3975 |
| 741220 | COPP TUBE/PIPE FIT COPP ALLOYS | 6781 | 19477 | 14137 | 33348 |
| 741300 | STANDARD WIRE,CABL PL-BAND-NEI | 150230 | 435637 | 13012 | 196625 |
| 741510 | NAIL,TACK,DRW-PIN,STAPL,S-ARTI | 239 | 239 | | 59 |
| 741521 | WASHERS/INCL SPRING WASH N-THR | 17 | 392 | 412 | 907 |
| 741529 | OTH NOT THREADED ARTI COPPER | 1714 | 5741 | 1968 | 3339 |
| 741533 | OTH THRD SCREW,BOLT,NUT COPPER | 429 | 1533 | 670 | 2681 |
| 750400 | NICKEL POWDERS AND FLAKES. | 1745 | 2946 | 594 | 5231 |
| 750511 | BAR,ROD,PROFILE NICKLE N-ALLOY | 5074 | 5074 | | |
| 750512 | BAR,ROD,PROFILE NICKLE ALLOYED | 512 | 625 | 16 | 16 |
| 750521 | WIRE OF NICKEL, NOT ALLOYED | | | | 989 |
| 750522 | WIRE OF NICKEL, ALLOYED | 81 | 5525 | 2711 | 6568 |
| 750610 | PLAT,SHET,STRIP,FOIL NICK N-AL | 17434 | 24088 | | |
| 750620 | PLAT,SHET,STRIP FOIL NICK ALOY | 8724 | 8724 | | |
| 750711 | TUBE&PIPE OF NICKEL NOT ALLOYD | | | 3887 | 3887 |
| 750712 | TUBE & PIPE OF NICKEL ALLOYED | 15519 | 20969 | | |
| 760200 | ALUMINIUM WASTE AND SCRAP. | 1248485 | 2760897 | 858890 | 1898732 |
| 760310 | POWDER OF NON-LAMELLAR STRUCTU | 876 | 1342 | 2576 | 2576 |
| 760320 | POWDER OF LAMELLAR STRU FLAKES | 6477 | 12412 | | 9696 |
| 760410 | BAR ROD PROFILE ALUM NOT ALLOY | 7872 | 12120 | 31667 | 36911 |
| 760421 | HOLLOW PROFILES OF ALUM ALLOYD | 10337 | 13387 | 934 | 3218 |
| 760429 | OTH BAR,ROD&PROFIL ALUM ALLOYD | 71760 | 87271 | 20774 | 42776 |
| 760519 | OTH ALUMINIUM WIRE NOT ALLOYED | 8707 | 33269 | 17289 | 19776 |
| 760521 | ALUM WIR ALLOY MAX CRS DIA>7MM | 2519 | 2519 | 503 | 1348 |
| 760529 | OTH ALUMINUM WIRE, ALLOYED | 38877 | 89351 | 32328 | 64896 |
| 760611 | RECTANGLE&SQUARE ALUM NOT ALLY | 24421 | 52518 | 37236 | 96992 |
| 760612 | RECTANGULAR/SQ ALUM MOTALLOYED | 137725 | 282168 | 311413 | 541212 |
| 760691 | OTH PL,SHET,STRL ALUM NOT ALOY | 11200 | 45700 | 14266 | 59376 |
| 760692 | OTH PL,SHET&STRIP ALUM ALLOYED | 96969 | 299507 | 33186 | 128433 |
| 760711 | ALUM FOIL ROLLED N-WORK/BACKED | 418041 | 872981 | 285699 | 651497 |
| 760719 | OTH ALUMINIUM FOIL NOT BACKED | 251913 | 438153 | 232324 | 402177 |
| 760720 | ALUMINUM FOIL, BACKED | 188019 | 378117 | 160208 | 418355 |
| 760810 | TUBE, PIPE OF ALUM NOT ALLOYED | 3312 | 33909 | 356 | 547 |
| 760820 | TUBE, PIPE OF ALUM ALLOYED | 37781 | 56058 | 32988 | 61096 |
| 760900 | ALUM TUBE,PIPE FIT(COUP/ELBOW) | 2742 | 5381 | | 2893 |
| 761010 | DOORS,WINDOW, FRAMS,THRESHOLDS | 3894 | 126412 | 57255 | 138034 |
| 761300 | ALUM CONT FOR COMP/LIQUE GAS | 3929 | 8522 | 2697 | 3106 |
| 761410 | STAND WIR,CABL PL,ALU S-CORE | 77502 | 96179 | | |
| 780200 | LEAD WASTE AND SCRAP. | | | | 75292 |
| 780419 | OTHER , LEAD PLATES | | | | 6230 |
| 790310 | ZINC DUST(BLUE POWDER) | 1384 | 8010 | 23 | 7704 |
| 790390 | OTHER ;ZINC POWDER AND FLAKES | | 13 | | 1 |

Contd.

10.11 Imports by Economic Categories (Detail)

(In Thousand Rupees)

| Items | Aug., 2019 | From July, 2019 | Aug., 2018 | From July, 2018 |
|---------------------------------------|------------|-----------------|------------|-----------------|
| 790400 ZINC BARS,RODS,PLROFILE&WIRE | 4 | 9572 | 13348 | 13443 |
| 811300 CERMETS&ARTICLE INCL WAS/SCRIP | 113611 | 113611 | 177 | 177 |
| 820110 SPADES AND SHOVELS | 1962 | 2176 | 991 | 4823 |
| 820130 MATTOCKS, PICKS, HOES & RAKES | 15 | 20 | | |
| 820140 AXES,BILLS HOOKS&SIMI HEW TOOL | 310 | 675 | 12 | 101 |
| 820150 SECATEURS&ONE-HAND PRUNERS SHR | | | 114 | 315 |
| 820160 HEDGE SHEARS, TWO-HAND PURNING | 1795 | 2465 | 57 | 730 |
| 820190 OTH HAND TOOL AGRICUL,HORTICUL | 238 | 858 | 59 | 2382 |
| 820210 HAND SAWS | 11731 | 15961 | 3781 | 14599 |
| 820220 BAND SAW BLADES | 1592 | 5151 | 3437 | 8358 |
| 820231 CIRCULAR SAW BLADE WITH STEEL | 28298 | 40856 | 11471 | 25925 |
| 820239 OTH CIRCULAR SAW BLADE,O/MATER | 4806 | 16374 | 9341 | 23153 |
| 820240 CHAIN SAW BLADES | 2127 | 5031 | 264 | 2546 |
| 820291 STRAIGHT SAW BLADES,WORK METAL | 1 | 1 | 274 | 302 |
| 820299 OTHER SAW BLADES | 9390 | 28631 | 9166 | 27593 |
| 820310 FILES, RASPS & SIMILAR TOOLS | 2840 | 8283 | 9762 | 13064 |
| 820320 PILERS,PINCERS,TWEESZERS S-TOL | 43816 | 109914 | 28454 | 58990 |
| 820330 METAL CUTTING SHEARS&SIM TOOLS | 995 | 2406 | 282 | 3782 |
| 820340 PIPE CUTTERS BOLD CROPPERS,ETC | 5742 | 10330 | 3162 | 10721 |
| 820411 NON-ADJUS H-OPER SPANER,WRENCH | 68617 | 105123 | 43775 | 97809 |
| 820412 ADJUSTABLE H-OPER SPANER,WRENC | 35520 | 69403 | 26019 | 86340 |
| 820420 INTERCHAGEABLE SPANNER SOCKETS | 9962 | 14496 | 10554 | 23761 |
| 820510 DRILLING,THREADING TAPPING TOL | 403 | 10208 | 574 | 25428 |
| 820520 HAMMERS AND SLEDGE HAMMERS | 8275 | 16369 | 14821 | 31608 |
| 820530 PLANES,CHISELS,GOUGE WOOD WORK | 1584 | 2758 | 1074 | 2329 |
| 820540 SCREW DRIVERS | 20330 | 36594 | 7321 | 26169 |
| 820551 OTHER HAND TOOLS H-HOLD N.E.S. | 14372 | 28320 | 12262 | 18919 |
| 820559 OTH HAND TOOL(GLAZZIER DIMOND) | 35904 | 75093 | 23111 | 44449 |
| 820560 BLOW LAMPS | | | 54 | 54 |
| 820570 VICES, CLAMPS AND THE LIKE | 2488 | 3813 | 2040 | 4395 |
| 820590 SETS OF ARTI.TWO/MORE,SUB-HEAD | 1165 | 9278 | 3615 | 5869 |
| 820600 TOOL TWO/MORE OF H.82.02TO.05 | 48787 | 57845 | 11619 | 35741 |
| 820713 ROCK DRILLING,EARTH BORING TOL | 11441 | 20922 | 287 | 392 |
| 820719 OTH INC PARTS ROCK DRIL,E-BORI | 258057 | 447351 | 108657 | 173647 |
| 820720 DIES FOR DRAWING/EXTRUD METAL | 11136 | 29152 | 16993 | 73525 |
| 820730 TOOL FOR PRESS, STAMPING/PUNCH | 12162 | 87133 | 211063 | 1477990 |
| 820740 TOOLS FOR TAPPING OR THREADING | 4025 | 5493 | 1926 | 5324 |
| 820750 TOOL FOR DRILLING O/T ROCK DRL | 51591 | 95572 | 44005 | 108875 |
| 820760 TOOLS FOR BORING OR BROACHING | 1830 | 11028 | 2484 | 4320 |
| 820770 TOOLS FOR MILLING | 8051 | 17114 | 4921 | 7010 |
| 820780 TOOLS FOR TURNING | 1614 | 4163 | 1469 | 9268 |
| 820790 OTH INTERCHANGEABLE TOOLS | 223538 | 269491 | 89395 | 121442 |
| 820810 KNIVS&CUTING BLADE METAL WORK | 5086 | 10056 | 10830 | 17389 |
| 820820 KNIVS CUTING BLADE WOOD WORK. | 684 | 4203 | 1505 | 4772 |
| 820830 KNIVS&CUTING BLADE KITCHEN APP | 5421 | 10623 | 5508 | 14573 |
| 820840 KNIVS&CUTING BLADE AGRI HORT | 9195 | 27157 | 8412 | 19555 |
| 820890 OTH KNIVES CUTING BLADES F/MAC | 38872 | 106247 | 65629 | 152475 |
| 830260 AUTOMATIC DOOR CLOSERS | 9138 | 30396 | 8944 | 15320 |
| 831190 OTH WIRE&RODS AGGLOMTR B/METAL | 34979 | 46758 | 39010 | 80778 |
| 840140 PARTS OF NUCLEAR REACTORS | 3814162 | 11317337 | | |
| 840211 WATERTUBE BOIL S/PROD>45T/H | 1659107 | 2742949 | 560580 | 1487991 |
| 840212 WATERTUBE BOILER S/PROD-45T/H | | 24446 | 110344 | 328189 |
| 840219 OTH VAPOUR GENERATING BOILERS, | 6616 | 17156 | | 2466 |
| 840290 PARTS OFSTEAM/OTH VAPOUR G/BOL | 176178 | 354624 | 88297 | 133291 |
| 840310 BOILERS | 8131 | 10170 | 3283 | 5123 |
| 840390 PARTS CENTRAL HEATING BOILERS | 1788 | 1788 | 5338 | 5338 |
| 840410 AUXILIARY PLANT FOR BOILER | 64105 | 98801 | 120629 | 147445 |
| 840420 CONDENSERS STEAM/VAP POW UNIT | 3163 | 11444 | | 1284940 |
| 840490 PARTS MASHINE H-8404.1000 | 227059 | 229009 | 238704 | 256397 |
| 840510 PRODUCER WATER GAS GENERATORS | 10088 | 73294 | 41669 | 43744 |
| 840590 PART PROD GAS WATER GENERATOR | 4843 | 6338 | 974 | 1362 |

Contd.

10.11 Imports by Economic Categories (Detail)

(In Thousand Rupees)

| Items | Aug., 2019 | From July, 2019 | Aug., 2018 | From July, 2018 |
|--------|--------------------------------|-----------------|------------|-----------------|
| 840610 | TURBINES FOR MARINE PROPULSION | 145 | 145 | |
| 840681 | OTH TURBINE OUTPUT EXCEED 40MW | 243 | 3169 | 97982 |
| 840682 | O-TURBINE OUTPUT NOT EXC 40MW | 136275 | 136275 | 195467 |
| 840690 | PARTS OF STEAM TURBINES | 37387 | 159372 | 717985 |
| 840710 | AIRCRAFT ENGINES | 51573 | 175221 | 430308 |
| 840721 | MARINE PROPULSION ENGINES | 37731 | 44774 | 38885 |
| 840729 | OT MARINE SPARK-IGN-ROTRY ENG. | 65 | 102 | |
| 840731 | PISTON ENGINE CAPACITY-50CC | 2955 | 4669 | 1474 |
| 840732 | PISTON ENG CAPACITY 50-250CC | 62847 | 146711 | 107857 |
| 840733 | PISTON ENG CAPACITY 250-1000CC | 6448 | 17547 | 2207 |
| 840734 | PISTON ENG CAPACITY EX1000CC | 44183 | 115299 | 19660 |
| 840790 | OTH ENGINES | 56934 | 84691 | 67396 |
| 840810 | MARINE PROPULSION ENG-DIESEL | 749 | 1626 | 18 |
| 840820 | ENGINE FOR VEH CHAPTER-87 | 121629 | 216817 | 64960 |
| 840890 | OTH ENGINES | 144912 | 267481 | 211677 |
| 840910 | PARTS FOR AIRCRAFT ENGINES | 227 | 6762 | |
| 840991 | PARTS,SPARK-IGNITON PIST ENGIN | 1798737 | 3177854 | 1984345 |
| 840999 | OTH PART,COMPRES-IGN PIST ENG | 369960 | 932595 | 595376 |
| 841011 | HYD,TURBINE,WATER WHEE-1000KW | | 67 | 2223 |
| 841012 | HYD,TURBN W/WHEEL-1000-10000KW | | | 97035 |
| 841013 | HYD TURBINE,W/WHEEL>10,000KW | 369809 | 530525 | 896032 |
| 841090 | PARTS, INCLUDING REGULATORS | 565579 | 741552 | 62968 |
| 841181 | OTH GAS TRBIN NOT EXCD 5,000KW | 7237 | 156513 | 1681559 |
| 841182 | OTH GAS TURBIN EXCE-5,000KW | | | 860085 |
| 841199 | OTH, PARTS OF GAS TURBINES | 900088 | 1858996 | 456063 |
| 841210 | REACTION ENG OTH THAN TURB-JET | 1054 | 1054 | |
| 841221 | LINEAR ACTING,HYD ENGINE&MOTOR | 20661 | 22588 | 13998 |
| 841229 | OTH, HYDRAULIC POWER ENG&MOTOR | 24892 | 56617 | 133690 |
| 841231 | LINERA ACT,PNEUMATIC ENG&MOTOR | 6816 | 13563 | 8345 |
| 841239 | OTH, PNEUMATIC ENG & MOTOR | 1974 | 8617 | 6578 |
| 841280 | OTH, ENGINES AND MOTOR | 103 | 4221 | 456 |
| 841290 | PARTS OF ENGINES AND MOTOR | 4676 | 33960 | 67433 |
| 841311 | PUMPS FOR DISPENSING FUEL/LUB | 9104 | 118475 | 103436 |
| 841319 | O-PUMP FITTED MEASURING DEVICE | 36588 | 83251 | 65128 |
| 841320 | HAND PUMP O/THN H-841311,19 | 1991 | 3315 | 3163 |
| 841330 | FUEL LUBRICATING/COOLING PUMPS | 195618 | 519726 | 395454 |
| 841340 | CONCRETE PUMPS | 7339 | 7458 | 6811 |
| 841350 | OTH POSITIVE DISPLACEMENT PUMP | 6755 | 91585 | 16929 |
| 841370 | 841360 | 68701 | 110813 | 279082 |
| 841370 | OTH CENTRIFUGAL PUMS | 750216 | 4871990 | 632464 |
| 841381 | OTH PUMS LIQUID ELEVATORS | 36837 | 96488 | 25523 |
| 841382 | LIQUID ELEVATORS | 5561 | 6651 | 475 |
| 841391 | PART OF PUMPS | 222236 | 737579 | 377272 |
| 841392 | PARTS OF LIQUID ELEVATORS PUMP | 512 | 666 | 325 |
| 841410 | VACUUM PUMS | 37467 | 72681 | 84908 |
| 841420 | HAND/FOOT OPERATED AIR PUMS | 10786 | 18256 | 10909 |
| 841430 | COMPRESSOR REFRIGERATOR EQUIP | 1326020 | 3299648 | 1390514 |
| 841440 | AIR COMPRESSORS MOUNTED W/CHAS | 57575 | 115224 | 77212 |
| 841451 | FANS TABLE,FLOOR,WALL,WINDOW | 24654 | 157620 | 42901 |
| 841459 | OTH FANS | 98109 | 273987 | 71527 |
| 841460 | HOODS MAX-HORIZONTAL SIDE120CM | 29534 | 42048 | 24671 |
| 841480 | OTH GAS COMPRESOR&RECYCL RODS | 370583 | 870430 | 249876 |
| 841490 | PARTS AIR/VACUM PUMPS ETC. | 303592 | 583261 | 1415384 |
| 841510 | WINDOW/WALL TYPE AC/SPLIT SYS | 176837 | 555814 | 217732 |
| 841520 | A.C.MACHINES FOR MOTOR VEHICLE | | 77524 | 2435 |
| 841581 | A.C.MACH COMP MOTOR DRI FAN | | 10379 | 13764 |
| 841582 | O- AC INCOR REFRIGIRATING UNT | 17383 | 115885 | 13907 |
| 841583 | OTH A.C. MACH NOT REFRIG UNIT | 89451 | 226340 | 93664 |
| 841590 | PARTS OF AIR CONDITION MACHINE | 576921 | 1459148 | 629978 |
| 841610 | FURNACE BURNERS LIQUID FUEL | | 136 | 1290 |
| 841620 | OTH FURNAC BURNER INCL COMBINT | 124323 | 216784 | 50805 |

Contd.

10.11 Imports by Economic Categories (Detail)

(In Thousand Rupees)

| Items | Aug., 2019 | From July, 2019 | Aug., 2018 | From July, 2018 |
|---------------------------------------|------------|-----------------|------------|-----------------|
| 841630 MECHANICAL STOKERS GRATES ETC | 30204 | 37027 | 46091 | 106650 |
| 841690 PART OF BURNRS OTH ART OF 7412 | 31744 | 51297 | 12926 | 17989 |
| 841710 FURNAC & OVEN F/ROAST/MELTING | 88368 | 167520 | 1236392 | 1736862 |
| 841720 BAKERY OVENS INCL BISCUIT OVEN | 95092 | 105009 | 10448 | 128589 |
| 841780 OTHER FURNANCE AND OVENS INDUS | 663 | 9170 | 258517 | 303459 |
| 841790 PART OF INDUSTRIAL LAB FURNACE | 42115 | 82321 | 46827 | 76131 |
| 841810 COMBINED REFRIG-FREEZE W-DOORS | 27597 | 122425 | 31903 | 31919 |
| 841821 REFRIGERATORS HOUSEHOLD TYPE | 11302 | 54577 | 18457 | 18472 |
| 841829 OTH REFRIGERATOR HOUSHOLD TYP | 2990 | 14328 | 710 | 14353 |
| 841830 FREEZERS OF CHEST TYPE | | 13657 | 861 | 38214 |
| 841840 FREEZERS OF THE UPRIGHT TYPE | 6325 | 15252 | 4667 | 46883 |
| 841850 O-FURNI-STORAGE,DISPLY FRZ EQU | 2126 | 36797 | 14649 | 34127 |
| 841861 OTH REFRIG FREZ EQPT HEAT PUMP | | 977 | 1425 | 2339 |
| 841869 OTH REFRIG FREZ EQPT HEAT PUMP | 229644 | 598773 | 629299 | 994893 |
| 841891 FURNITURE REFRIG FREEZING EQPT | 11427 | 12770 | 5430 | 8005 |
| 841899 OTH PARTS REFREGERATING EQUIPT | 541092 | 1196789 | 696061 | 1301652 |
| 841911 INSTANT GAS WATER HEATERS | 36734 | 89609 | 80503 | 99237 |
| 841919 OTH INSTANT STRONGWATER HETER | 1399 | 1894 | 713 | 713 |
| 841920 MEDICAL SURGICAL LAB STERILISE | 59722 | 202033 | 76389 | 98480 |
| 841931 DRYERS AGRICULTUL PRODUCTS | 4254 | 30537 | 51793 | 132051 |
| 841932 DRYERS WOOD PAPER PULP P/BOARD | 34940 | 154867 | 3706 | 9222 |
| 841939 OTHER DRYERS | 80935 | 182252 | 63353 | 119689 |
| 841940 DISTILLING RECTIFYING PLANT | 15437 | 16099 | 2496 | 81923 |
| 841950 HEAT EXCHANGE UNITS | 99405 | 150845 | 503828 | 589963 |
| 841960 MACHINERY LIQUIFY AIR O/GASES | 79025 | 334364 | 160050 | 194721 |
| 841981 OTH MACH PLANT EQPT HOT/COL FD | 17891 | 159282 | 12617 | 51716 |
| 841989 OTH MACHINERY PLANT AND EQPT | 791255 | 2233120 | 984924 | 1611346 |
| 841990 PARTS MACH PLANT LAB EQPT ETC. | 234633 | 1015226 | 96676 | 182076 |
| 842010 CALENDERING OTH ROLL MACHINES | 19795 | 38944 | | 13546 |
| 842091 CYLINDER(FOR CALENDERING MACH) | 1052 | 5105 | 4376 | 5239 |
| 842099 OTH PART OF CALENDER MACHINE | 6579 | 9740 | 42452 | 48422 |
| 842111 CREAM SEPARATORS | | | | 22 |
| 842112 CLOTHES-DRYERS | 227 | 2475 | 28653 | 42287 |
| 842119 OTH CENTRIFUGES INCLUDING DRYR | 39532 | 57462 | 76396 | 108573 |
| 842121 FILTERING PURIFY MACH&APARATUS | 318305 | 598421 | 190732 | 905867 |
| 842122 FILTERING MACH FOR BEVERAGES | 828 | 3661 | | 3509 |
| 842123 OIL&PETROL-FILTER INT.COMBSN | 97084 | 199528 | 65006 | 148585 |
| 842129 OTH FILTER MACHS APPARATUS NES | 364610 | 487585 | 136724 | 302415 |
| 842131 INTAKE AIR FILTER COMBTION ENG | 63975 | 146908 | 76367 | 143811 |
| 842139 OTH FILTERING PURIFY MACH/APPA | 512162 | 1005734 | 338907 | 649448 |
| 842191 PARTS CENTRIFUGES INCL DRYER | 21669 | 188576 | 129728 | 217184 |
| 842199 PARTS OF FILTERING PURIFY MACH | 121308 | 186403 | 205262 | 386979 |
| 842211 DISH WASHING MACHINE HOUSEHOLD | 16639 | 17336 | 1500 | 2314 |
| 842219 OTHER DISH WASHING MACHINE | 2958 | 4393 | 4029 | 6048 |
| 842220 MACH CLEANING/DRYING BOTTLE | | 1451 | 1638 | 3527 |
| 842230 MACH FILLING/CLOSING BOTTLES | 552622 | 689379 | 740059 | 1253180 |
| 842240 OTH PACKING WRAPPING MACHINE | 254730 | 560949 | 270287 | 417547 |
| 842290 PARTS MACH FIL/CLEAN WRAP PACK | 430487 | 645646 | 223177 | 364313 |
| 842310 PERSONAL WEIGHING MACHINES | 5907 | 21167 | 4766 | 14715 |
| 842320 SCALES FOR CONT WEIGHING GOODS | 6890 | 13232 | 30476 | 32635 |
| 842330 CONSTANT WEIGHT SCALES/HOPER | 1301 | 13128 | 2726 | 2736 |
| 842381 OTH WEIGHT MACHINERY-30KG | 7302 | 15302 | 13013 | 26341 |
| 842382 OTH WEIGHT MACH CAP-30-5000KG | 43346 | 102739 | 64000 | 178634 |
| 842389 OTH WEIGHING MACHINERY | 22069 | 37219 | 5066 | 47079 |
| 842390 WEIGHT MACH WTS ALL KINDS&PART | 14833 | 32518 | 11141 | 25979 |
| 842410 FIRE EXTINGUISHERS W/N CHARGED | 26879 | 77026 | 135019 | 452145 |
| 842420 SPRAY GUNS&SIMILAR APPLIANCES | 134568 | 352844 | 416713 | 633918 |
| 842430 STEAM,SAND BLAST,JET PROJ MACH | 13278 | 33918 | 19222 | 35083 |
| 842441 AGRI PORTABLE SPRAYERS | 2458 | 2499 | 627 | 627 |
| 842449 OTH AGRI/HORTI SPRAYERS | 2158 | 4758 | | 509 |
| 842482 OTH AGRI. & HORTI APPLIANCES | 58931 | 116198 | 69403 | 151500 |

Contd.

10.11 Imports by Economic Categories (Detail)

(In Thousand Rupees)

| Items | Aug., 2019 | From July, 2019 | Aug., 2018 | From July, 2018 | |
|--------|--------------------------------|-----------------|------------|-----------------|---------|
| 842489 | OTH APPL PROJ/DISPERS/SPRY LQD | 25285 | 461046 | 289353 | 452027 |
| 842490 | PART MECH APPLIANCE SPRAY ETC. | 65974 | 100521 | 46367 | 194742 |
| 842511 | PULLEY TACKLE HOISTS POWER | 26110 | 62665 | 96308 | 153389 |
| 842519 | O-PULLY/HOISTS/WINCH/CAPSTANS | 105417 | 119413 | 19453 | 38936 |
| 842531 | WINCH CAPSTAN POWER E/MOT | 550 | 8080 | 3167 | 6549 |
| 842539 | WINCHES CAPSTAN | 1703 | 6624 | 17657 | 22490 |
| 842541 | JACKS,HOISTS-RAISING VEHICLES | 7013 | 20083 | 11272 | 24260 |
| 842542 | OTH JACKS AND HOISTS HYDRAULIC | 46453 | 66905 | 29344 | 86499 |
| 842549 | OTH MECHANICAL HANDING EQUIPMT | 5048 | 8584 | 15480 | 18051 |
| 842611 | OVERHEAD-TRAVELING CRAN F-SUPO | 73826 | 144273 | 213954 | 427662 |
| 842612 | MOBILE LIFTING FRAME ON TYRES | | 472 | 15625 | 25021 |
| 842619 | OTH O/HEAD TRAVEL/TRNSPOT CRAN | 8413 | 8413 | | 6141 |
| 842620 | TOWER CRANES | 132613 | 132613 | | 30277 |
| 842630 | PORTAL OR PEDESTAL JIB CRANES | 2309 | 2309 | 474 | 1752 |
| 842641 | O-MACHINERY SELF PROP ON TYRES | 15099 | 15099 | 6455 | 34890 |
| 842649 | OTH MACHINERY SELF PROPELLED | 3135 | 109740 | 23823 | 51866 |
| 842691 | O-MACH DESIGED MOUNT ROAD VEH | 414 | 1458 | | 2752 |
| 842699 | OTH MACHINERY NOTSELF PROPELED | 7425 | 8230 | 405 | 6926 |
| 842710 | SELF PROPELL TRUCK WITH EL MOT | 107960 | 152106 | 84961 | 168936 |
| 842720 | OTHER SELF-PROPELLED TRUCKS | 82361 | 150121 | 147212 | 270234 |
| 842790 | OTH WORK TRUCK LIFT/HAND EQUIP | 2545 | 35934 | 24772 | 40001 |
| 842810 | LIFTS AND SKIP HOISTS | 166493 | 580566 | 331299 | 586189 |
| 842820 | PNEUMATIC ELEVATORS&CONVEYORS | 1459 | 1459 | 7221 | 43814 |
| 842832 | OTH ELEVATOR/CONVEYOR BUKT TYP | 6996 | 6996 | 31902 | 51019 |
| 842833 | OTH ELEVATOR/CONVEYOR BLT TYPE | 5998 | 20474 | 1281167 | 1519764 |
| 842839 | OTH CONT ACTELEVATOR,CONVEYOR | 44023 | 108334 | 749350 | 1734320 |
| 842840 | ESCALATORS & MOVING WALKWAYS | 5472 | 5472 | 278392 | 368373 |
| 842860 | TELEFERICS CHAIR-LIFT,F/FURNIC | 4048 | 10542 | 1647 | 5346 |
| 842890 | OTH MACHINERY LIFT/HANDLE ETC. | 212937 | 411571 | 443350 | 672500 |
| 842911 | TRACK LAYING BULDOZER/ANGLDOZR | 97563 | 130155 | 13554 | 135825 |
| 842919 | BULDOZRS/ANGLEDRO/TRACK LAYING | 14037 | 35219 | 7002 | 23806 |
| 842920 | GRADERS AND LEVELLERS | | | 10813 | 51361 |
| 842930 | SCRAPERS | | | | 216 |
| 842940 | TAMPING MACHINE & ROAD ROLLERS | 15165 | 22008 | 51207 | 139888 |
| 842951 | FRONT-END SHOVEL LOADERS | 42629 | 289968 | 199496 | 441506 |
| 842952 | MACHINERY 360 REVOLVG S/STRUTE | 16199 | 24506 | 5467 | 28156 |
| 842959 | OTH MECHANICAL SHOVALS EXCAVOR | 167046 | 462883 | 650110 | 1398451 |
| 843010 | PILE-DRIVERS /EXTRACTORS | | | 1291 | 3470 |
| 843031 | SELF-PROP COAL ROCK CUTTER | | 2120 | 20083 | 20083 |
| 843039 | OTH SELFPROP COAL/ ROCK CUTTER | | 60 | 3624 | 16077 |
| 843041 | OTH BORS SINK MACH SELF-PROPEL | 21158 | 21158 | 40205 | 189131 |
| 843049 | OTH BOR/SINK MACH NOT SELFPROP | 179397 | 381607 | 1632356 | 4073816 |
| 843061 | TAMP COMPACT MACH NOT SELFPROP | 2207 | 5923 | 1544 | 5436 |
| 843069 | OTH MACHINERY NOTSELF-PROPELED | 33193 | 66960 | 772 | 20743 |
| 843110 | PARTS MACHINERY HEADING 84.25 | 6436 | 26071 | 62437 | 66716 |
| 843120 | PARTS MACHINERY HEADING 84.27 | 6445 | 27921 | 7549 | 17812 |
| 843131 | PARTS OF LIFT SKIPHOIST&ESCALT | 118567 | 167061 | 66449 | 90987 |
| 843139 | OTH PARTSLIFT/HANDLE/LOAD MACH | 189023 | 357029 | 97605 | 539541 |
| 843141 | BUCKETS SHOVELS GRABS & GRIPS | 3432 | 121365 | 2092 | 2340 |
| 843142 | BULDOZER OR ANGLEDOZER BLADES | | 29 | | 996 |
| 843143 | PARTS BOR/SINK MACHINERY | 519881 | 1195118 | 278729 | 723064 |
| 843149 | PART MACH HEAD 84.26.84.29-30 | 289096 | 820977 | 670367 | 1166019 |
| 843210 | PLOUGHS | 354 | 354 | | 587 |
| 843221 | DISC HARROWS,SCARIFIERS,CULTI | 5557 | 5557 | | 1233 |
| 843229 | OTH HAROW SCARIFIER WEDER&HOS | | 1201 | 1257 | 2530 |
| 843239 | 843231 | 848 | 1259 | 162 | 5615 |
| 843239 | OTH SEEDER,PLANTER, TRANS | 5693 | 7628 | 391 | 2426 |
| 843241 | MANURE SPREADERS | | | 101 | 101 |
| 843242 | FERTILISER DISTRIBUTORS | | | | 2719 |
| 843280 | OTH AGR HERTI, FORESTRY MACHRY | 39522 | 105733 | 36462 | 72018 |
| 843290 | PARTS AGR HERTICULTURAL MACHIN | 14738 | 42159 | 12260 | 36283 |

Contd.

10.11 Imports by Economic Categories (Detail)

(In Thousand Rupees)

| Items | Aug., 2019 | From July, 2019 | Aug., 2018 | From July, 2018 |
|---------------------------------------|------------|-----------------|------------|-----------------|
| 843311 LAWN MOVER PARKS/SPORTS GROUD | 885 | 1895 | | 19 |
| 843319 OTH MOVER LAWN PARKS SPORTGOOD | 45 | 1768 | 128 | 612 |
| 843320 OTH MOWERS INCLUDING CUTER BAR | 2458 | 3671 | 1295 | 3721 |
| 843330 OTH HAYMAKING MACHINERY | 467 | 1433 | 332 | 4506 |
| 843340 STRAW BALER INCL PICK-UP BALER | 19139 | 43187 | 13406 | 15111 |
| 843351 COMBINE HARVESTER-THRESHERS | 268615 | 464137 | 223531 | 377385 |
| 843352 OTH THRESHING MACHINERY | 181 | 1348 | 414 | 1759 |
| 843359 OTH HARVESTING MACHINES | 71183 | 143035 | 17862 | 31282 |
| 843360 MACH CLEAN SORT EGG FRUT AGPRO | | | | 213399 |
| 843390 PARTS MACH CLEAN/SORT EGG ETC | 37119 | 48783 | 14856 | 24719 |
| 843410 MILKING MACHINES | | 34747 | 5880 | 13611 |
| 843420 DAIRY MACHINERY | 5784 | 5784 | 26109 | 29283 |
| 843490 PART MILKING/DAIRY MACHINERY | 3812 | 13259 | 2922 | 22219 |
| 843510 MACHINERY (PRESSES,CRUSHES) | 210 | 491 | 57 | 3851 |
| 843610 MACHRY PREP ANIMAL FEED STUFS | 12604 | 175781 | 4830 | 22905 |
| 843621 POULTRY INCUBATORS & BROODERS | 122497 | 179156 | 2062 | 4195 |
| 843629 OTH POULTRY KEEPING MACHINERY | 225658 | 664077 | 534752 | 985471 |
| 843680 OTH MACHINERY | | 805 | | 17856 |
| 843691 PARTS POULTRY KEEP MACH BRODER | 6209 | 8288 | 1599 | 6461 |
| 843699 OTH PART OF AGRI/HORT MACHINER | 23288 | 78670 | 12714 | 17255 |
| 843710 MACH CLEAN SORT GRAD GRAIN/VEG | 100606 | 245926 | 78711 | 148875 |
| 843780 OTH MACHINERY | 209332 | 257644 | 119735 | 217658 |
| 843790 PARTS MACHINE USE MILLINDUSTRY | 41782 | 85959 | 31074 | 53169 |
| 843810 BAKERY MACH MFG MACARONI SPGTI | 66284 | 82932 | 83233 | 132155 |
| 843820 MACH MANU CONFECTIONERY COCA | 99187 | 457207 | 49562 | 151793 |
| 843830 MACHINERY SUGAR MANUFACTURE | 1613 | 6574 | 6222 | 6222 |
| 843840 BREWERY MACHINERY | | | 149 | 149 |
| 843850 MACH PREPARATION MEAT/POULTRY | 84891 | 97269 | 35751 | 185016 |
| 843860 MACH PREP OF FRUITS/NUTS/VEG. | 3027 | 3424 | 113569 | 115888 |
| 843880 OTHER MACHINERY | 356423 | 846015 | 168250 | 208149 |
| 843890 PARTS MACH/ND MFG FOOD DRINK | 51793 | 102695 | 24017 | 82184 |
| 843910 MACHINERY M/PULP FIBROUS MATAL | 6504 | 6504 | 15915 | 19385 |
| 843920 MACHINERY MAKE PAPER P/BOARD | 350430 | 441030 | 155229 | 175250 |
| 843930 MACHINERY FINISH PAPER P/BOARD | 89619 | 89619 | 23591 | 41968 |
| 843991 PARTS MACHIN PULP FIBROSMATERL | 6347 | 8314 | | 5878 |
| 843999 OTH PARTS MACHIN PAPER P/BOAD | 60533 | 89663 | 126387 | 146645 |
| 844010 BOOK-BIND&BOOK-SEWING MACHIN | 6956 | 14967 | 5010 | 32262 |
| 844090 PARTS BOOK BINDING MACHINERY | 124 | 390 | 234 | 535 |
| 844110 CUTTING MACHINES | 84626 | 249551 | 61333 | 96539 |
| 844120 MACH MAKE BAGS SACKS/ENVELOP | 1571 | 10684 | 2208 | 14486 |
| 844130 MACHI MAKE CARTONS BOX TUBEETC | 4302 | 16745 | 604 | 7399 |
| 844140 MACH MOULDING ARTICLE P/P,PULP | 36521 | 37952 | 58568 | 66511 |
| 844180 OTH MACH FOR MAKING P&P/BOARD | 3467 | 10418 | 9772 | 13251 |
| 844190 PART MAC H-8441.1000,8441.4000 | 10974 | 53081 | 17303 | 30186 |
| 844230 PRINTING MACH, APATUS&EQUIPMEN | 954 | 954 | 1155 | 14818 |
| 844240 PARTS OF THE FOREGOING MACH | 4015 | 8143 | 22 | 838 |
| 844250 PLATE ,CYLINDER/PRINT COMPONE | 7246 | 23269 | 25184 | 33812 |
| 844311 OFF SET PRINT MACHIN REELFED | 128 | 4513 | 2423 | 2921 |
| 844312 SHEET FED,OFFICE TYPE S-22&36 | | 2182 | | 391 |
| 844313 OTH OFFSET PRINTING MACHINERY | 31444 | 96581 | 132658 | 293433 |
| 844314 LETTERPRESS PRI-MACH REEL FED | 3372 | 3372 | 6832 | 6832 |
| 844315 LT-PRESS P-MACH O/T R-FED,FLEX | | | | 796 |
| 844316 FLEXOGRAPHIC PRINTING MACHIN | 6347 | 31254 | 11149 | 21939 |
| 844317 GRAVURE PRINTING MACHINERY | 1434 | 29714 | 81444 | 123539 |
| 844319 HOT STAMPING MACHINES | 835362 | 1022091 | 421760 | 663348 |
| 844331 MACH PERFORM TWO OR MORE FUNCT | 40508 | 121457 | 43112 | 95571 |
| 844332 PRINTER CONNECT TO AUTOMA DPM | 155494 | 338918 | 123805 | 344549 |
| 844339 O-MACH REPRODUC ORIGINAL IMAGE | 106279 | 207421 | 71240 | 192766 |
| 844391 PART/ACCE PRINTING MACH H-8442 | 16725 | 41271 | 33848 | 60110 |
| 844399 PARTS /ACCE OTH PRINTING MACH | 236157 | 381514 | 99503 | 196128 |
| 844511 CARDING MACHINES | 179622 | 768520 | 327891 | 497781 |

Contd.

10.11 Imports by Economic Categories (Detail)

(In Thousand Rupees)

| Items | Aug., 2019 | From July, 2019 | Aug., 2018 | From July, 2018 | |
|--------|--------------------------------|-----------------|------------|-----------------|---------|
| 844512 | COMBING MACHINES | 16879 | 204436 | 123721 | 123721 |
| 844513 | DRAWING /ROVING MACHINES | 237205 | 1017629 | 191232 | 228742 |
| 844519 | OTH MACH TEXTURE FIBRE ETC | 444721 | 676573 | 30946 | 58786 |
| 844520 | TEXTING SPINNING MACHINES | 1100575 | 2254529 | 976455 | 1245596 |
| 844530 | TEXTILE DOUBLING OR TWIST MACH | 4948 | 65067 | 92210 | 140581 |
| 844540 | TEXTILE WINDING MACHINE | 160017 | 1181855 | 160791 | 248637 |
| 844590 | OTH MACH, TEXTILE FIBRE | 190885 | 230505 | 206783 | 326788 |
| 844610 | WEAVING MACH FAB WD-NOT>30CM | 2531 | 6159 | | 1987 |
| 844629 | OTH WEAVING MACHINES(LOOMS) | 58708 | 234997 | 86277 | 93902 |
| 844630 | WEAV MACH FAB >30CM SHUTLES | 380213 | 1424195 | 610139 | 1156995 |
| 844711 | CIRCULAR KNITTING MACHINE | 29764 | 29764 | 221465 | 340236 |
| 844712 | CIRCULAR KNIT MACH DIA>165MM | 9188 | 59763 | 58755 | 110215 |
| 844720 | FLAT KNIT MACH STITCH-BONDING | 16545 | 26798 | 20287 | 35083 |
| 844790 | OTH MACH GIMPED YARN TULE LACE | 146117 | 536112 | 372076 | 943674 |
| 844811 | DOBBIES JACQUARD COPY ETC MACH | 128517 | 280185 | 94819 | 102874 |
| 844819 | OTH AUXILARY MACHIN HD84.44-47 | 408168 | 457758 | 299494 | 337229 |
| 844820 | PARTS&ACCESSORIES MACH H-84.44 | 13460 | 15573 | 2268 | 10108 |
| 844831 | CARD CLOTHING | 155867 | 326231 | 104228 | 237040 |
| 844832 | PART ACCESSORY MACH TEXT FIBRE | 12891 | 16201 | 5130 | 11396 |
| 844833 | SPINDLE SPIND FLYER S/IN RING | 136764 | 383583 | 129221 | 229392 |
| 844839 | OTH PARTS&ACCESSORIES 84.45 | 161988 | 375713 | 165642 | 318572 |
| 844842 | REEDS FOR LOOMS HEALDS&H/FRAM | 9817 | 16535 | 11267 | 29665 |
| 844849 | OTH PART ACCESSORIES WEAV MACH | 62351 | 149837 | 48340 | 118117 |
| 844851 | SINKERS NEEDLES & OTH ARTICLES | 13249 | 42678 | 24749 | 45366 |
| 844859 | PART ACCESSORY MACH HEAD 84.47 | 25133 | 54466 | 20352 | 57980 |
| 844900 | MACH MFG FINISH NON WOVENS | 59755 | 122812 | 33800 | 35767 |
| 845011 | WASHING MACH FUL-AUTO NOT>10KG | 32129 | 55654 | 25150 | 55162 |
| 845012 | O-MACH BUILT-CENTRIFUGAL DRIER | | 2578 | 25 | 7861 |
| 845019 | O-MACH DRY LINE CAPA -NOT>10KG | 876 | 1627 | 81948 | 86196 |
| 845020 | MACHINE DRY LINE CAP EXCE10KG | | 32 | 14056 | 18118 |
| 845090 | PARTS FOR H/HOLD WASH MACHINE | 142711 | 237316 | 51518 | 191453 |
| 845110 | DRY-CLEANING MACHINES | 425 | 11021 | 66424 | 72431 |
| 845129 | OTH DRYING MACHINES | 91608 | 115624 | 191442 | 249899 |
| 845130 | IRONING MACHINES & PRESSES | 3412 | 9362 | 2644 | 18964 |
| 845140 | WASHING BLEACH DYE MACHINES | 267136 | 654498 | 294971 | 467100 |
| 845150 | REELING UNREEL FOLDING ETC MAC | 41980 | 91439 | 16815 | 30779 |
| 845180 | OTH MACHINERY | 555375 | 1174023 | 574613 | 715482 |
| 845190 | PARTS FOR DRY CLEAN/DYING MACH | 41067 | 98048 | 59812 | 127255 |
| 845210 | SEWING MACHINE HOUSEHOLD TYPE | 8856 | 9673 | 5659 | 31220 |
| 845221 | AUTOMATIC UNITS SEWING MACHINE | 24500 | 45961 | 16927 | 25365 |
| 845229 | OTH SWING MACHINES | 332989 | 677060 | 196332 | 456816 |
| 845230 | SEWING MACHINE NEEDLES | 1969 | 25177 | 22106 | 30763 |
| 845290 | OTHER PARTS OF SEWING MACHINE | 40856 | 94601 | 20174 | 68844 |
| 845310 | MACH PREP,TANN HIDE,SKIN LEAT | 21909 | 36348 | 9063 | 35509 |
| 845320 | MACH MAKING/REPARING FOOTWEAR | 36809 | 116950 | 36188 | 64037 |
| 845380 | OTH MACH REPAR H-SKINS/LEATHER | 10844 | 13431 | 3997 | 4686 |
| 845390 | PARTS OF MACH TANNING,FOOTWEAR | 17073 | 34625 | 6479 | 18813 |
| 845410 | CONVERTERS | 15 | 32 | 28 | 528 |
| 845420 | INGOT MOULDS & LADLES | 6214 | 6227 | 1490 | 3318 |
| 845430 | CASTING MACHINES | 56976 | 608810 | 195919 | 226994 |
| 845490 | PARTS OF CONVERTERS LADLES ETC | 13399 | 22517 | 25282 | 65302 |
| 845510 | TUBE MILLS | 3698 | 6082 | 1602 | 20227 |
| 845521 | HOT/COMBIN HOT&COLD ROLING MIL | 99658 | 667634 | 153801 | 294059 |
| 845522 | COLD, ROLLING MILLS | 7892 | 65974 | 18605 | 98671 |
| 845530 | ROLLS FOR ROLLING MILLS | 60034 | 169302 | 175225 | 235221 |
| 845590 | OTH PARTS METAL ROLLING MILLS | 42640 | 56018 | 80086 | 179221 |
| 845611 | MACH OPERATED BY LASER | 11376 | 24331 | 4484 | 15093 |
| 845612 | MACH OPERATED BY PHOTON BEAM | 10032 | 12174 | 2442 | 2493 |
| 845620 | MACH OPERATED ULTRASONIC PROCE | 386 | 1700 | 780 | 780 |
| 845630 | MA-TOOL OPER ELECTRO DISCHARGE | 3631 | 3631 | 13953 | 22915 |
| 845640 | MA OPER BY PLASMA ARC PROCESS | | 4323 | 708 | 708 |

Contd.

10.11 Imports by Economic Categories (Detail)

(In Thousand Rupees)

| Items | Aug., 2019 | From July, 2019 | Aug., 2018 | From July, 2018 |
|--------|------------|-----------------|------------|-----------------|
| 845650 | | 1117 | | |
| 845690 | 2641 | 9847 | 1498 | 7824 |
| 845710 | 27343 | 52681 | 41797 | 71185 |
| 845730 | | 119 | 861 | 861 |
| 845811 | 24707 | 45540 | 5016 | 7906 |
| 845819 | 21906 | 66758 | 130492 | 155441 |
| 845891 | | 36154 | 8636 | 8636 |
| 845899 | | 1405 | 9478 | 29123 |
| 845910 | 15786 | 16586 | 3124 | 6435 |
| 845921 | | | 88 | 5125 |
| 845929 | 10533 | 22924 | 11253 | 26776 |
| 845931 | | 1952 | | 18141 |
| 845939 | 1611 | 2382 | 6369 | 10081 |
| 845941 | 572 | 781 | 1952 | 5634 |
| 845949 | | | | 2977 |
| 845951 | 644 | 644 | | 2456 |
| 845959 | 264 | 822 | 1160 | 5146 |
| 845961 | 5273 | 5273 | | 3947 |
| 845969 | 11193 | 18871 | 10252 | 17267 |
| 845970 | 724 | 3210 | 138 | 2320 |
| 846012 | | | 557 | 557 |
| 846019 | 2374 | 11683 | 4026 | 5919 |
| 846023 | 712 | 712 | | 6247 |
| 846029 | 609 | 4419 | 959 | 7692 |
| 846031 | | | | 280 |
| 846039 | 5731 | 5856 | | 332 |
| 846040 | | | 2673 | 10030 |
| 846090 | 10188 | 12987 | 3286 | 22349 |
| 846120 | | 2700 | 3864 | 7059 |
| 846130 | | | 1454 | 1753 |
| 846140 | | 10602 | 2323 | 27328 |
| 846150 | 24458 | 73237 | 7004 | 31420 |
| 846190 | 2015 | 19433 | 2542 | 8896 |
| 846210 | 148029 | 149361 | 41152 | 77605 |
| 846221 | 2160 | 32645 | 7741 | 11916 |
| 846229 | 15397 | 74926 | 23965 | 46025 |
| 846239 | 715 | 1890 | 395 | 9668 |
| 846241 | | | | 15554 |
| 846249 | 33296 | 72606 | 15370 | 26090 |
| 846291 | 16409 | 50764 | 42448 | 164983 |
| 846299 | 9510 | 104663 | 57851 | 123619 |
| 846310 | | 155 | 2162 | 3209 |
| 846320 | 381 | 2173 | 1967 | 2067 |
| 846330 | 31178 | 34041 | 3578 | 9598 |
| 846390 | 2563 | 11154 | 15308 | 18635 |
| 846410 | 3954 | 34127 | 10149 | 13862 |
| 846420 | 88067 | 100185 | 2916 | 12950 |
| 846490 | 12345 | 108242 | 11355 | 160962 |
| 846510 | 352 | 352 | | 9694 |
| 846520 | 116 | 116 | 222 | 222 |
| 846591 | 2096 | 3785 | 41333 | 45377 |
| 846592 | 265 | 3322 | 191 | 352 |
| 846593 | 1272 | 8813 | 16840 | 38207 |
| 846594 | 8346 | 12717 | 1013 | 2708 |
| 846595 | 745 | 5448 | 63 | 434 |
| 846596 | | | 27216 | 27263 |
| 846599 | 21151 | 36168 | 16744 | 34243 |
| 846610 | 2999 | 4249 | 1611 | 7538 |
| 846620 | 217 | 582 | 238 | 4045 |
| 846630 | 490 | 551 | 288 | 643 |
| 846691 | 5287 | 5486 | 1921 | 5188 |

Contd.

10.11 Imports by Economic Categories (Detail)

(In Thousand Rupees)

| Items | Aug., 2019 | From July, 2019 | Aug., 2018 | From July, 2018 | |
|--------|--------------------------------|-----------------|------------|-----------------|---------|
| 846692 | OTH PART FOR MA-TOOL H.84.65 | 5465 | 13502 | 4387 | 7438 |
| 846693 | PART/ACCES MACH TOOL PLAN ETC | 9614 | 29892 | 10010 | 33931 |
| 846694 | PART/ACCES MACH TOOL FOLD ETC | 8979 | 38989 | 27700 | 133372 |
| 846711 | PNEUMATIC ROTARY TYPE TOOLS | 517 | 2955 | 2098 | 5312 |
| 846719 | OTH PNEUMATIC TOOLS FOR WORK | 4849 | 46674 | 9168 | 22240 |
| 846721 | DRILL W ELEC MOTOR OF ALL KIND | 15749 | 39830 | 10190 | 40807 |
| 846722 | SAWS SELF CONTAINED ELE-MOTOR | 200 | 4374 | 6955 | 13233 |
| 846729 | OTH TOOL WITH ELECTRIC MOTOR | 39563 | 112318 | 65749 | 139608 |
| 846781 | CHAIN SAWS | 2322 | 9402 | 912 | 4411 |
| 846789 | OTH TOOL WORKING IN HAND | 3265 | 20314 | 3660 | 22214 |
| 846791 | PARTS OF CHAIN SAWS | 6612 | 16704 | 3634 | 8266 |
| 846792 | PARTS OF PNEUMATIC TOOLS | 3352 | 4979 | 944 | 3374 |
| 846799 | OTH PART TOOL WOR IN THE HAND | 36552 | 52976 | 11970 | 28594 |
| 846810 | HAND HELD BLOW PIPES | 320 | 715 | 410 | 608 |
| 846820 | OTH GAS-OPERATED MACH APPARATU | 1204 | 1988 | 238 | 1391 |
| 846880 | OTH MACH FOR SOLDER,BRAZING | 2601 | 5760 | 779 | 12820 |
| 846890 | PARTS FOR SOLDERING,BRAZIN MAC | 7819 | 11759 | 2861 | 5413 |
| 847010 | ELEC CALCULATOR,DATA REC MAC | 12968 | 24212 | 17042 | 46389 |
| 847021 | CALC. MACH W PRINT DEVICE | | | | 24 |
| 847029 | OTH ELECTRO CALCULATING MACHIN | 246 | 246 | | 54 |
| 847030 | OTHER CALCULATING MACHINES | 22 | 22 | | |
| 847050 | CASH REGISTERS | 4287 | 52835 | 1987 | 2973 |
| 847090 | OTH POSTAGE,TICKET ISSUE MACH | 6671 | 81927 | 746 | 2269 |
| 847130 | PORTABLE AUTOMATIC DP MACHINE | 1780383 | 3777117 | 3424917 | 6548847 |
| 847141 | OTH AUTOMATIC DATA PRO MACHINE | 4572 | 11148 | 376 | 27156 |
| 847149 | OTH PRESENTED IN FORM SYSTEMS | 8002 | 31918 | 5613 | 21815 |
| 847150 | PROCESSI UNIT O/T,H-8471.41,49 | 696015 | 3749515 | 536193 | 1084503 |
| 847160 | INPUT,OUTPUT UNIT IN S-HOUSING | 176475 | 433581 | 41252 | 256344 |
| 847170 | STORAGE UNITS | 78718 | 369855 | 89123 | 236047 |
| 847180 | OTH UNITS OF AUTO DAT PRO MACH | 33937 | 214000 | 39569 | 102073 |
| 847190 | OTH LAN,BRIDGES,HUBS EXCL SWIT | 21485 | 44721 | 40705 | 230886 |
| 847210 | DUPLICATING MACHINES | | | 339 | 599 |
| 847230 | SORTING/FOLDING/AFFIXING MACH | 2384 | 12676 | | 22 |
| 847290 | OTHER, OFFICE MACHINES | 281090 | 360293 | 85458 | 190547 |
| 847321 | PART CALC MACH H-8470.10.21.29 | | | 7 | 83 |
| 847329 | OTH PARTS OF MACH H-84.70 | 3116 | 4071 | 757 | 1823 |
| 847330 | PARTS/ACCESS OF MACHINE 84.71 | 148639 | 312951 | 47590 | 148601 |
| 847340 | PARTS/ACCESS MACHINE HEAD84.72 | 38757 | 88575 | 23204 | 67441 |
| 847350 | PARTS/ACCESS MAC HD84.69-84.72 | 31 | 442 | | 403 |
| 847410 | SORTING/SCREENING/WASHING MACH | 4850 | 12906 | 2153 | 79029 |
| 847420 | CRUSHING OR GRINDING MACHINES | 119205 | 145831 | 591694 | 601788 |
| 847431 | CONCRETE OR MORTAR MIXERS | 50334 | 87965 | 152173 | 187802 |
| 847432 | MACH FOR MIXING MINERAL&BITUME | 8001 | 27806 | 29687 | 88758 |
| 847439 | OTH MACH FOR MIXING MINERALS | 43869 | 43869 | 4684 | 8176 |
| 847480 | OTHER MACHINERY | 635360 | 1265403 | 1758425 | 4979340 |
| 847490 | PART OF SORTING,SCREENING MACH | 189251 | 302765 | 272123 | 453789 |
| 847510 | MACH FOR MAKING ELEC LAMP/TUBE | 769 | 14055 | 251 | 251 |
| 847529 | OTH GLASS WORKING MACHINES | 30091 | 303950 | 11267 | 53536 |
| 847590 | PARTS OF MACHINES H-NO.84.75 | 12176 | 63825 | 880 | 24331 |
| 847621 | BEVERAGE/VENDING MA W REFRIG | | 761 | 282 | 915 |
| 847629 | OTH,AUTOMA BEVERG-VENDING MACH | 1120 | 1995 | 830 | 895 |
| 847681 | OTH MACH HEATING/REFRIG,DEVICE | | 12179 | | |
| 847689 | OTH MACH INCL MONEY CHANG MACH | | 65628 | | |
| 847690 | PARTS OF MACH HEADING 84.76 | | 58 | 175 | 205 |
| 847710 | INJECTION-MOULDING MACHINES | 478449 | 765605 | 316959 | 674478 |
| 847720 | EXTRUDERS | 51767 | 140690 | 155341 | 572625 |
| 847730 | BLOW MOULDING MACHINES | 27750 | 279865 | 72066 | 135473 |
| 847740 | VACCUM MOLDING/THERMOFORM MACH | 31256 | 39065 | 13374 | 18486 |
| 847751 | MACH MOULD PNEUMATIC TYRE,TUBE | 3744 | 143212 | | 4917 |
| 847759 | OTH MACH FOR MOLDING/FORMING | 2775 | 16175 | 7846 | 8638 |
| 847780 | OTH MACH FOR WORKING RUB/PLAST | 182097 | 398814 | 866482 | 1183450 |

Contd.

10.11 Imports by Economic Categories (Detail)

(In Thousand Rupees)

| Items | Aug., 2019 | From July, 2019 | Aug., 2018 | From July, 2018 | |
|--------|--------------------------------|-----------------|------------|-----------------|---------|
| 847790 | PARTS OF MACH,WORKING RUB/PLAS | 190998 | 350850 | 64540 | 226398 |
| 847810 | MACH FOR REPAIRING TOBACCO | 725 | 725 | | 117833 |
| 847890 | PARTS OF MACHINES OF H-84.78 | 13335 | 33324 | 10288 | 34752 |
| 847910 | MACH FOR PUBLIC WORKS,BUILDING | 56926 | 107902 | 128966 | 299922 |
| 847920 | MACH FOR EXTRACT/PREP FATS/OIL | 185008 | 690346 | 345098 | 348969 |
| 847930 | PRESS PARTICAL/FIBRE BOARD ETC | 1231 | 20152 | 2469 | 39207 |
| 847940 | ROPE OR CABLE MAKING MACHINES | 11090 | 11090 | 48613 | 94094 |
| 847950 | INDUSTRIAL ROBOTS(N.E.S.) | 9671 | 218952 | 100370 | 108653 |
| 847960 | EVAPORATIVE AIR COOLERS | 32923 | 82561 | 36228 | 110794 |
| 847971 | PASSE BOARD BRIDGE.AIRPORT USE | | | 282 | 2812 |
| 847979 | OTH PASSENGER BOARDING BRIDGES | 1482 | 1482 | | 2051 |
| 847981 | MA FOR TREATING METAL/FLE WIRE | 13458 | 21385 | | 398430 |
| 847982 | MIX/KNEAD/CRUSH/GRIND ETC MACH | 125190 | 169495 | 236363 | 345724 |
| 847989 | OTH APPLI IDIVIL FUNCTIO MACH | 934351 | 1822520 | 3062096 | 5129751 |
| 847990 | PART OF MA H- 8479.20.60.82.84 | 114251 | 354096 | 212647 | 417118 |
| 848010 | MOULDING BOXES FOR MET FOUNDRY | 1473 | 5383 | 2211 | 3119 |
| 848020 | MOULD BASES | 10957 | 14381 | 15155 | 46391 |
| 848030 | MOULDING PATTERNS | 6167 | 6385 | 475 | 488 |
| 848041 | INJECTION OR COMPRESSION TYPES | 8414 | 19962 | 7795 | 27349 |
| 848049 | OTH, MOULDS FOR METAL/CARBIDES | 23255 | 67028 | 25854 | 96880 |
| 848050 | MOLULDS FOR GLASS | 4388 | 30761 | 9454 | 14844 |
| 848060 | MOULDS FOR MINERAL MATERIALS. | 7561 | 37107 | 18241 | 58871 |
| 848071 | INJECTION OR COMPRESSION TYPES | 117879 | 645010 | 59258 | 210516 |
| 848079 | OTH MOULDS FOR RUBBER/PLASTICS | 182131 | 572161 | 159154 | 359948 |
| 848110 | PRESSURE-REDUCING VALVES | 124992 | 335292 | 95150 | 242443 |
| 848120 | VALVES,OLEOHYD/PNEUMATIC TRANS | 11842 | 23373 | 91867 | 109719 |
| 848130 | CHECK (NONRETURN) VALVES | 213407 | 379825 | 1547779 | 1714736 |
| 848140 | SAFETY OR RELIEF VALVES | 455848 | 969158 | 32628 | 100852 |
| 848180 | OTH APPLIANCE(TAP,COCKS,VAL) | 843593 | 1821153 | 1800889 | 2722056 |
| 848190 | PARTS OF APPLICANCE H-NO.84.81 | 106863 | 344013 | 169210 | 674564 |
| 848210 | BALL BEARINGS. | 718932 | 1399495 | 694417 | 1315594 |
| 848220 | TAPERD ROLLER BEARING INC CONE | 66738 | 123303 | 93640 | 208909 |
| 848230 | SPHERICAL ROLLER BEARINGS | 52387 | 94136 | 55984 | 106972 |
| 848240 | NEEDLE ROLLER BEARINGS | 23044 | 33774 | 17182 | 39012 |
| 848250 | OTH CYCLINRICAL ROLLER BEARING | 16889 | 62517 | 25635 | 68015 |
| 848280 | OTH COMBINED BALL/ROLLER BEAR | 88095 | 155677 | 79563 | 138252 |
| 848291 | BALLS, NEEDLES/ROLLERS PARTS | 28521 | 70071 | 31436 | 70093 |
| 848299 | OTH PARTS OF BALL/ROLLER BEAR | 56455 | 132816 | 87376 | 126987 |
| 848310 | TRANSMISSION/CRANKS/SHAFTS.CAM | 392723 | 743964 | 350327 | 702520 |
| 848320 | BEARING HOUSING-BALL/ROLR BEAR | 10564 | 24661 | 5564 | 25356 |
| 848330 | BEARING HOUSING NOT INCOR BEAR | 133056 | 309658 | 267007 | 439643 |
| 848340 | GEAR,CHAIN SPOK,GEAR BOXES ETC | 369203 | 753523 | 694081 | 1216257 |
| 848350 | FLYWHEL/PULEY INCL PULEY BLOCK | 71302 | 183470 | 17648 | 39971 |
| 848360 | CLUTCHES AND SHAFT COUPLING | 50048 | 144844 | 48465 | 102412 |
| 848390 | PARTS OF HEADING 84.83 | 97712 | 196414 | 78920 | 160020 |
| 848410 | GASKET&SIMILAR JOINT OF MATALS | 106914 | 211851 | 134204 | 194614 |
| 848420 | MECHANICAL SEALS | 85542 | 132386 | 76267 | 142581 |
| 848490 | OTH GASKET&SIMI JOINT DISSIMIL | 92436 | 194157 | 156946 | 249088 |
| 848620 | MAC FOR MANUF S-COND,I-CIRCUIT | | 1981 | | |
| 848630 | MACH FOR MANUF FLAT PANEL DISP | 236 | 236 | 626 | 747 |
| 848690 | PARTS&ACCE OF MACH MANU S-COND | | 165 | 40 | 144 |
| 848710 | SHIPS/BOATS,PROPELLERS&BLADES | 112 | 1014 | 347 | 985 |
| 848790 | O-PARTS&ACCE NOT CON ELE-CONNE | 98457 | 136443 | 77030 | 231867 |
| 850110 | ELEC MOTOR OUTPUT NOT>37.5.WAT | 62581 | 193431 | 66654 | 201832 |
| 850120 | UNIVERSAL AC/DC MOTOR >37.5 W | 105052 | 248853 | 78269 | 170148 |
| 850131 | OTH DC MOTOR/GEN 0-P=750 WATT | 29373 | 72943 | 31499 | 93721 |
| 850132 | O-DC MOTOR/GEN 0-P-750W-75KW | 92918 | 557258 | 4248 | 15373 |
| 850133 | OTH DC MOTO/GEN 0-P-75KW-375KW | | 498637 | 407 | 1516 |
| 850134 | OTH DC MOTOR/GEN OUTPUT >375KW | 2701 | 7268 | 157841 | 177918 |
| 850140 | OTH AC MOTORS,SINGLE-PHASE | 184987 | 457780 | 154006 | 343608 |
| 850151 | OTHER AC MOTORS MULTI-PHASE | 191595 | 330393 | 99263 | 241818 |

Contd.

10.11 Imports by Economic Categories (Detail)

(In Thousand Rupees)

| Items | Aug., 2019 | From July, 2019 | Aug., 2018 | From July, 2018 | |
|--------|--------------------------------|-----------------|------------|-----------------|---------|
| 850152 | AC MOTORS,OUTPUT-750W-75KW | 141614 | 366531 | 134524 | 386155 |
| 850153 | AC MOTORS,OUTPUT>75KW | 33048 | 115728 | 70605 | 166935 |
| 850161 | AC GENERATORS OUTPUT NOT>75KVA | 19619 | 50408 | 25091 | 160600 |
| 850162 | AC GENERATORS OUTPUT-75-375KVA | 11576 | 35071 | 11161 | 74085 |
| 850163 | AC GENERATOR 0-P-375KVA-750KVA | 5180 | 5963 | | 7118 |
| 850164 | AC GENERATORS OUTPUT >750 KVA | 109952 | 111132 | 3450 | 34938 |
| 850211 | EL GNERATOR (DIESEL)0-P>75 KVA | 61718 | 143575 | 1847198 | 2340275 |
| 850212 | GENER SET(DIESEL)OP- 75-375KVA | 74059 | 153791 | 248744 | 563906 |
| 850213 | GENER SET(DIES ENG)OP>375KVA | 441215 | 747497 | 260843 | 1173475 |
| 850220 | GENER SET(SP-ING ENG)OP>375KVA | 368450 | 910383 | 533456 | 547762 |
| 850231 | GENERATING SETS,WIND POWERED | | | 52701 | 118891 |
| 850239 | OTHER GENERATING SETS | 2678232 | 5428786 | 351058 | 1225995 |
| 850240 | ELECTRIC ROTARY CONVERTERS. | 12319 | 12319 | 149 | 149 |
| 850300 | PARTS FOR MACHIN H-85.01/85.02 | 175946 | 522156 | 285998 | 1587477 |
| 850410 | BALLAST FOR DISCHARG LAMP/TUBE | 4445 | 8046 | 3742 | 8073 |
| 850421 | LIQUID DIELECRICT FORMERS | 33 | 137132 | 29204 | 445232 |
| 850422 | LIQ D-E T/FORMER-650-10000KVA | 5526 | 5526 | 3850 | 22457 |
| 850423 | LIQ DI-ELE T/FORMER >10000KVA | 13074684 | 13074827 | 588900 | 943857 |
| 850431 | OTH TRANSFORMER-PHC-NOT>1 KVA | 63802 | 162603 | 138862 | 232008 |
| 850432 | OTH TRANSFORMER-PHC-1KVA-16KVA | 7584 | 12539 | 4326 | 8278 |
| 850433 | OTH TRANSFORMER-PHC-16-500KVA | 107424 | 136605 | 13007 | 51970 |
| 850434 | OTH TRANSFORMER-PHC>500 KVA | 71054 | 95070 | 265693 | 369238 |
| 850440 | STATIC CONVERTERS | 1314141 | 2774704 | 878558 | 3797106 |
| 850450 | OTHER INDUCTORS | 13085 | 78115 | 1173325 | 1368479 |
| 850490 | PARTS ELEC POWER MACH H-8504 | 64916 | 92077 | 57199 | 190325 |
| 850511 | PERMANENT MAGNETS AND ARTICLES | 41529 | 76962 | 17174 | 57257 |
| 850519 | OTH PERMANENT MAGNETS&ARTICLES | 25812 | 87773 | 58328 | 112901 |
| 850520 | EL-MAGNET COUPLING,CLUTCH ETC | 16727 | 32590 | 2292 | 7018 |
| 850590 | OTH EL-MAGNET INC/PART HD85.05 | 6238 | 10676 | 13942 | 36937 |
| 850610 | MANGANESE DIOXIDE P/CELL&BATT | 85167 | 158619 | 87881 | 145272 |
| 850650 | LITHIUM PRIMARY CELL&BATTERIES | 21567 | 157552 | 26277 | 49166 |
| 850660 | AIR ZINC PRIMARY CELL&BATTRIES | 1752 | 2155 | | 202 |
| 850680 | OTHER PRIMARY CELL&BATTRIES | 9676 | 39092 | 40407 | 79133 |
| 850690 | PARTS OF PRIMARY CELL&BATTEIES | 15594 | 17077 | 2580 | 5568 |
| 850710 | LEAD-ACID ACCUMULATOR(STARTNG) | 34809 | 56500 | 3920 | 19412 |
| 850720 | OTHER LEAD-ACID ACCUMULATORS | 540172 | 1157854 | 515286 | 911078 |
| 850730 | NICKEL-CADMIUM ACCUMULATORS | 762 | 4416 | 47574 | 47836 |
| 850750 | BATTRIES NICKEL-METAL HYDRIDE | 1645 | 2208 | 540 | 1379 |
| 850760 | BATTRIES LITHIUM-ION | 368566 | 547186 | 145523 | 206170 |
| 850780 | OTHER ACCUMULATORS | 85103 | 163901 | 23234 | 49871 |
| 850790 | PARTS EL-ACC MOLATOR INCL SEPR | 36583 | 87054 | 50504 | 90000 |
| 850811 | VACUM CLEANER SE-CONTA E-MOTOR | 26372 | 38281 | 31027 | 31110 |
| 850819 | OTH VACUUM CLEANERS SELF MOTOR | 4623 | 4623 | 5331 | 16190 |
| 850860 | OTHER VACUUM CLEANERS | 4042 | 12671 | 7322 | 19463 |
| 850870 | PARTS OF VACCUM CLEANERS | 576 | 2097 | 2110 | 2500 |
| 850940 | FOOD GRINDER/MIXERS&JUICE EXT | 13818 | 113502 | 48877 | 97685 |
| 850980 | OTH DOMESTIC APPLIANC | 1834 | 40355 | 7466 | 28258 |
| 850990 | PARTS DOMESTIC APPLIAN | 73221 | 129808 | 57768 | 93958 |
| 851010 | SHAVERS SELF CONTAINED EL-MOTO | 5184 | 24039 | 14732 | 45842 |
| 851020 | HAIR CLIPPERS SELF CON EL-MOTO | 112 | 11454 | 5596 | 9811 |
| 851030 | HAIR-REMOVING APPLIANCES | 3525 | 6020 | 4750 | 9796 |
| 851090 | PART OF SHAVER/CLIPPER/REMOVER | 8 | 211 | 3134 | 5310 |
| 851110 | SPARKING PLUGS | 92710 | 288384 | 143829 | 304099 |
| 851120 | IGNITION/DYNAMOS MAG-FLYWHEELS | 869 | 16622 | 6708 | 13757 |
| 851130 | DISTRIBUTORS;IGNITION COILS | 11523 | 24511 | 29678 | 69383 |
| 851140 | STARTERS MOTORS/DUEL PUR GENER | 7836 | 24654 | 13879 | 53718 |
| 851150 | OTHER GENERATORS | 1356 | 7093 | 8836 | 22786 |
| 851180 | OTH EL-IGNITION/START EQUIP | 1721 | 8143 | 15270 | 20488 |
| 851190 | PARTS OF THE HEADING NO.85.11 | 106642 | 369386 | 150168 | 288309 |
| 851210 | LIGHTS SIG EQUIP BICYCLE USED | | | | 7 |
| 851220 | OTH LIGHTING SIG EQUIPMENT | 374128 | 693780 | 311667 | 596214 |

Contd.

10.11 Imports by Economic Categories (Detail)

(In Thousand Rupees)

| Items | Aug., 2019 | From July, 2019 | Aug., 2018 | From July, 2018 | |
|--------|---------------------------------|-----------------|------------|-----------------|----------|
| 851230 | SOUND SIGNALLING EQUIPMENT | 13200 | 28283 | 17085 | 39430 |
| 851240 | WINDSCREEN WIPER,DEFROST/DEMIS | 2609 | 10660 | 6391 | 9940 |
| 851310 | PORTABLE ELECTRIC LAMPS | 56524 | 138550 | 64740 | 186980 |
| 851390 | PARTS(OF THE HEADING NO.85.12) | 197 | 1027 | 98 | 236 |
| 851410 | RESISTANCE HEATED FURNACE/OVEN | 469 | 775 | 1143 | 6322 |
| 851420 | INDUCTION/DIELECTRIC FUR/OVENS | 6115 | 93221 | 66665 | 66665 |
| 851430 | OTHER FURNACES AND OVENS | 78016 | 301925 | 325524 | 379786 |
| 851440 | OTH IND/DI-EL HEATING EQUIPMNT | 264760 | 266740 | 32453 | 37697 |
| 851490 | PARTS(OF HEADING NO.85.14) | 61711 | 90007 | 20912 | 37597 |
| 851511 | SOLDERING IRONS AND GUNS | 7589 | 15566 | 5450 | 11991 |
| 851519 | OTH BRAZING/SOLDER IRONS&GUNS | 21426 | 32815 | 21405 | 46945 |
| 851521 | MACHINES,RES WELDING OF METAL | 163 | 19970 | 6946 | 15664 |
| 851529 | OTH MACH RES WELDING OF METAL | 2297 | 18990 | 15485 | 29967 |
| 851531 | MACH ARC WELDING METAL F/AUTO | 2467 | 3750 | | 6499 |
| 851539 | OTH MACH/APP ARC WELDING METAL | 41474 | 70485 | 78005 | 119133 |
| 851580 | OTH MACH/APP HOT SPRAYING METL | 56919 | 66427 | 8013 | 38948 |
| 851590 | PARTS(OF HEADING NO.85.15) | 37462 | 111944 | 32821 | 90273 |
| 851610 | ELE INSTANEOUS/IMERSION HEATER | 12545 | 13542 | 1646 | 4865 |
| 851621 | STORAGE HEATING RADIATORS | 164 | 164 | 3 | 837 |
| 851629 | OTH ELE SPACE/SOIL HEATNG APPA | 18260 | 35841 | 24885 | 38788 |
| 851631 | HAIR DRYERS | 3314 | 13720 | 11050 | 20336 |
| 851632 | OTHER HAIR DRESSING APPARATUS | 5898 | 20601 | 4578 | 13753 |
| 851633 | HAND DRYING APPARATUS | 674 | 1351 | 709 | 1419 |
| 851640 | ELECTRIC SMOOTHING IRONS | 1687 | 28142 | 9079 | 44532 |
| 851650 | MICROWAVE OVENS | 1868 | 8955 | 5563 | 8602 |
| 851660 | OTH OVEN/COOKER/GRILL/ROASTERS | 12721 | 84697 | 22794 | 80510 |
| 851671 | ELECTRIC COFFEE OR TEA MAKERS | 6192 | 21705 | 2283 | 8840 |
| 851672 | ELECTRIC TOASTERS | 5095 | 10396 | 11322 | 19753 |
| 851679 | OTH ELECTRIC-THERMIC APPLIANCE | 43212 | 52908 | 42243 | 52868 |
| 851680 | ELECTRIC HEATING RESISTORS | 15739 | 38584 | 26505 | 48918 |
| 851690 | PARTS EL-THERMIC APP H-85.16 | 208036 | 370522 | 249037 | 392919 |
| 851711 | LINE TELEPHONE CORDLESS H-SETS | 1698 | 2229 | 9028 | 18317 |
| 851712 | TELEPHONE FOR CELLULAR NETWORK | 13473476 | 25911832 | 8648396 | 17267256 |
| 851718 | OTHER TELEPHONES | 21358 | 43003 | 3344 | 18251 |
| 851761 | BASE STATIONS FOR WIRELESS N-W | 18768 | 18768 | 2769 | 2769 |
| 851762 | MACH FOR RECEPTION VOICE/IMAGE | 2691670 | 5026497 | 1868578 | 3750631 |
| 851769 | OTHER APPARATUS | 570935 | 1146455 | 798988 | 1193060 |
| 851770 | PARTS FOR TELEPHONES/WIRELESS | 712750 | 1587276 | 790151 | 1184225 |
| 851810 | MICROPHONES AND STANDS THEREOF | 8535 | 21050 | 2480 | 8883 |
| 851821 | SINGLE L/SP MOUNTED IN ENCLOUR | 37797 | 86044 | 24790 | 50176 |
| 851822 | MULIPLE L/SP MOUNTED IN ENCL | 38076 | 76778 | 12840 | 45264 |
| 851829 | OTH L/SP NOT MOUNTED IN ENCL | 46234 | 105395 | 60649 | 122611 |
| 851830 | HEAD/EAR/MICRO PHONE SPEAK SET | 54136 | 125180 | 72705 | 145236 |
| 851840 | AUDIO FREQUENCY ELEC.AMPLIFIER | 5401 | 18511 | 2096 | 7392 |
| 851850 | ELECTRIC SOUND AMPLIFIER SETS | 2976 | 8896 | 1189 | 7115 |
| 851890 | PARTS & ACCESSORIES HEAD 85.18 | 9940 | 28675 | 14142 | 26662 |
| 851981 | O-APPA USING MAG/OPTICAL MEDIA | | 6650 | | 282 |
| 851989 | OTH COMPACT DISK PLAYERS | 6496 | 15933 | 6822 | 14960 |
| 852110 | MAGNETIC TAPE TYPE | 2191 | 13358 | 952 | 11627 |
| 852190 | OTH VIDEO REC/REPRODUCING APP | 17175 | 68037 | 9212 | 39171 |
| 852380 | DATA/SOUND RECORDED/OTH SOFTWA | 3640 | 9034 | 9394 | 11606 |
| 852550 | TRANSMISSION APPA FOR RADIO/TV | 616 | 711 | 13556 | 33253 |
| 852560 | TRANSMISSION APPARATUS | 50003 | 89200 | 274200 | 294170 |
| 852580 | TV CAMERAS,DIGI/VIDEO CAMERA-R | 61064 | 177617 | 84893 | 247237 |
| 852610 | RADAR APPARATUS | | 765117 | 147434 | 153466 |
| 852691 | RADIO NAVIGATIONAL AID APPARAT | 2735 | 6292 | 32091 | 35843 |
| 852692 | RADIO REMOTE CONTROL APPARATUS | 1446 | 1951 | 308 | 308 |
| 852712 | POCKETSIZE RADIOCASSETTE PLAYER | | | 22 | 109 |
| 852719 | OTH RECORDING/REPRODUCING APPA | 660 | 3876 | 1013 | 2374 |
| 852721 | OTH RADIO BRO-RECEIVER FOR VEH | 2020 | 7459 | 1910 | 6704 |
| 852729 | OTH SOUND REC/REPRO APPA VEH | 10629 | 20043 | 20277 | 37483 |

Contd.

10.11 Imports by Economic Categories (Detail)

(In Thousand Rupees)

| Items | Aug., 2019 | From July, 2019 | Aug., 2018 | From July, 2018 |
|--------|------------|-----------------|------------|-----------------|
| 852799 | | 7596 | 79 | 606 |
| 852842 | 139 | 1424 | 2 | 2175 |
| 852849 | 362 | 67807 | 63 | 4433 |
| 852852 | 63502 | 119306 | 117449 | 289154 |
| 852859 | 16527 | 38668 | 5032 | 24871 |
| 852862 | 2659 | 49433 | 11178 | 49066 |
| 852869 | 987 | 1656 | 22785 | 24650 |
| 852871 | 4114 | 4601 | 5572 | 14921 |
| 852872 | 79832 | 527547 | 457106 | 1021089 |
| 852873 | | | | 31 |
| 852910 | 17026 | 30711 | 29318 | 49141 |
| 852990 | 513142 | 1172535 | 153773 | 512264 |
| 853010 | | 208573 | 137 | 137 |
| 853080 | 612716 | 781330 | 1702 | 154704 |
| 853090 | 13888 | 14043 | 473 | 1040 |
| 853110 | 67229 | 105252 | 46588 | 212283 |
| 853120 | 18581 | 42481 | 14702 | 80796 |
| 853180 | 7836 | 16797 | 14118 | 22804 |
| 853190 | 73773 | 114122 | 11033 | 31678 |
| 853210 | 354973 | 371698 | 26434 | 40438 |
| 853221 | 79 | 79 | 154 | 440 |
| 853222 | 52 | 1157 | | 979 |
| 853223 | 574 | 1377 | 1334 | 2240 |
| 853224 | 3867 | 6530 | 14358 | 19493 |
| 853225 | 1639 | 2584 | 3620 | 3855 |
| 853229 | 26095 | 62408 | 33988 | 71942 |
| 853230 | 8400 | 10674 | 4255 | 4473 |
| 853290 | 7093 | 20825 | 2054 | 12990 |
| 853310 | 26862 | 54857 | 35203 | 66288 |
| 853321 | 4164 | 4442 | 564 | 748 |
| 853329 | 5865 | 13567 | 8424 | 15476 |
| 853331 | 1500 | 2706 | 1186 | 3824 |
| 853339 | 4274 | 13777 | 11107 | 20111 |
| 853340 | 13135 | 23182 | 19504 | 30103 |
| 853390 | 229 | 1113 | 332 | 548 |
| 853400 | 220077 | 426005 | 55323 | 183237 |
| 853510 | 8567 | 24934 | 19324 | 38602 |
| 853521 | 46912 | 184094 | 66272 | 86014 |
| 853529 | 1948277 | 1955987 | 9771 | 130852 |
| 853530 | 30251 | 79386 | 197688 | 209268 |
| 853540 | 7935 | 16670 | 115097 | 351803 |
| 853590 | 47589 | 77778 | 40496 | 122121 |
| 853610 | 18976 | 25723 | 31695 | 39563 |
| 853620 | 267787 | 653481 | 225231 | 550482 |
| 853630 | 8258 | 11639 | 26001 | 187018 |
| 853641 | 21792 | 47429 | 14810 | 19033 |
| 853649 | 57114 | 170681 | 93925 | 193058 |
| 853650 | 90260 | 228401 | 111129 | 213773 |
| 853661 | 11811 | 23356 | 10478 | 23335 |
| 853669 | 104633 | 287271 | 131305 | 320651 |
| 853670 | 4259 | 13896 | 8569 | 11459 |
| 853690 | 238823 | 424740 | 175545 | 411953 |
| 853710 | 4183840 | 11863880 | 737630 | 2214639 |
| 853720 | 424992 | 574372 | 502319 | 932620 |
| 853810 | 77656 | 119066 | 16934 | 41981 |
| 853890 | 292314 | 612398 | 327269 | 669779 |
| 853910 | 1115 | 16390 | 16299 | 28274 |
| 853921 | 31788 | 62850 | 43135 | 82727 |
| 853922 | 2886 | 16234 | 4568 | 13980 |
| 853929 | 6886 | 45589 | 12010 | 34328 |
| 853931 | 25584 | 102739 | 54438 | 150039 |

Contd.

10.11 Imports by Economic Categories (Detail)

(In Thousand Rupees)

| Items | Aug., 2019 | From July, 2019 | Aug., 2018 | From July, 2018 | |
|--------|---------------------------------|-----------------|------------|-----------------|---------|
| 853932 | MERCURY OR SODIUM VAPOUR LAMPS | 1865 | 4178 | 2759 | 27071 |
| 853939 | OTH DISCHARGE LAMPS,O/TH ULTRA | 1019 | 1694 | 679 | 8430 |
| 853941 | ARC-LAMPS (ELECTRIC) | 1319 | 1436 | 1147 | 1416 |
| 853949 | OTH ULTRA-VOILET/INFRA-REDLAMP | 4219 | 11312 | 5883 | 10172 |
| 853950 | LED LAMP BULB | 138367 | 436768 | 486480 | 1235263 |
| 853990 | PARTS ELECTRIC FILAMENT/D-LAMP | 252483 | 431576 | 65953 | 146355 |
| 854040 | DATA GRAP DISPL TUBE,COLO/MONO | | | | 14 |
| 854071 | MAGNETRONS | 45338 | 84657 | 90902 | 143507 |
| 854079 | OTH,MICROWAVE TUBE,CARCINOTR | | | | 6 |
| 854081 | OTHER VALVES AND TUBES: | 139 | 354 | | 177 |
| 854089 | OTHER VALVES ANA TUBES,N.S. | 145 | 523 | | |
| 854099 | OTH PARTS OF HEADING NO.85.40 | 24 | 24 | | 59 |
| 854110 | DIODES,OTH THAN PHOTSENSITIVE | 33435 | 51461 | 40457 | 81053 |
| 854121 | TRANSISTOR O/THAN PHOTSENSITV | 179 | 627 | 1283 | 1497 |
| 854129 | OTH TRANSISTOR O/TH PHOTSEN | 14649 | 58898 | 12743 | 17975 |
| 854130 | THYRISTORS DIACS AND TRIACS | 7171 | 8863 | 2882 | 6044 |
| 854140 | PHOTSENSITIV SEMICONDUCTOR DE | 4541886 | 8410532 | 3603202 | 9823116 |
| 854150 | OTH SEMICONDUCTOR DEVICES | 1934 | 3653 | 706 | 14910 |
| 854160 | MOUNTED PIEZO-ELECTRIC CRYSTAL | 9280 | 24505 | 19741 | 32022 |
| 854190 | PARTS OF APPARATUS OF H-85.41 | 2098 | 5418 | 4432 | 6476 |
| 854231 | ELECTRONIC INTEGRATED CIRCUIT | 17103 | 47861 | 50067 | 105779 |
| 854232 | MEMORIES | 303 | 355 | 249 | 1120 |
| 854233 | AMPLIFIERS | 919 | 1696 | 1756 | 11423 |
| 854239 | OTH ELECTRO INTEGRATED CIRCUIT | 90751 | 193800 | 90592 | 143061 |
| 854290 | PARTS OF ELEC INTIGRAT CIRCUIT | 33406 | 62375 | 36107 | 37076 |
| 854320 | SIGNAL GENERATORS | 3733 | 5920 | 1705 | 6066 |
| 854330 | MACH APPA EL-PLATNG ELECTROLYS | 7965 | 51928 | 2719 | 5801 |
| 854370 | OTHER MACHINE/APPARATUS | 613366 | 882462 | 166418 | 597709 |
| 854390 | PARTS OF THE APPARATUS H-85.43 | 25251 | 56364 | 30522 | 54192 |
| 854411 | WINDING WIRE OF COPPER | 6052 | 14917 | 6319 | 25541 |
| 854419 | OTHER WINDING WIRE OF COPPER | 41474 | 74983 | 59587 | 118114 |
| 854420 | CO-AXIAL CABLE & CONDUCTORS | 68990 | 147995 | 56623 | 138423 |
| 854430 | IGNITION & OTHER WRITING SETS | 48869 | 100671 | 30018 | 157321 |
| 854442 | COMPUTER LEADS WITH CONNECTOR | 230614 | 662039 | 183387 | 317974 |
| 854449 | OTH ELECTRIC CONDUCTOR N>1000V | 622984 | 2303130 | 858771 | 1360246 |
| 854460 | OTH EL CON FOR VOLTAGE >1000V | 193719 | 426993 | 956498 | 2013470 |
| 854470 | OPTICAL FIBRE CABLES | 19613 | 85662 | 102448 | 147325 |
| 854511 | ELECTRODES USED IN FURNACES | 2867 | 15037 | 73226 | 160688 |
| 854519 | OTHER ELECTRODES | 689 | 1012 | 567 | 4338 |
| 854520 | CARBON BRUSHES | 11989 | 32729 | 8339 | 17105 |
| 854590 | OTH LAMP/BATTERY CARBON,GRAPIT | 6241 | 9569 | 5317 | 9711 |
| 854620 | EELECTRICAL INSULATOR CERAMICS | 1391134 | 1921591 | 1593 | 19834 |
| 854690 | OTH ELE INSU OTH THN GLAS,CERA | 82351 | 193632 | 16517 | 31893 |
| 854710 | INSULATING FITTINGS OF CERMIC | 299 | 299 | 109 | 117543 |
| 854720 | INSULATING FITTINGS OF PLASTIC | 4587 | 6083 | 4402 | 63738 |
| 854790 | OTH INSULATIN FITT PLAS/CERMIC | 2006 | 18773 | 100486 | 200016 |
| 854810 | WAST/SCRIP PRI BATRY,CEL,ACCUMU | | | 242720 | 310220 |
| 854890 | OTH,PARTS ELE MACHINE/APP NES | 22 | 22 | 1662 | 2128 |
| 860400 | RAIL/TRAMWAY MAINTENANCE VEHIC | | | 218421 | 218421 |
| 860719 | OTH INCL PARTS AXELS/WHEEL | 13620 | 15811 | 3676 | 3676 |
| 860721 | AIR BRAKES AND PARTS THEREOF | 62032 | 76924 | | 711 |
| 860729 | OTH BRAKES LOCOMO&PATS THEREOF | | | | 77 |
| 860730 | HOOKS,COUPLIN DEVICES,BUFFERS | | 408 | 1173 | 1173 |
| 860791 | OTHER PARTS OF LOCOMOTIVES | 376654 | 777556 | 209533 | 641025 |
| 860799 | OTH RAILWAY LOCOMOT STOCK PART | 3559 | 3559 | | |
| 860800 | RAIL/TRAMWAY TRACK FIXTURES | 5142 | 8610 | 10767 | 206584 |
| 860900 | CONTAINERS SPECIL DESI,EQUIPPED | 6572 | 22975 | 27470 | 90640 |
| 870120 | ROAD TRACTORS FOR SEMI-TRAILER | 285212 | 847597 | 1589344 | 2897726 |
| 870193 | COMPONENT AGRI TRACTOR IN KIT | 519740 | 776659 | 179105 | 825113 |
| 870194 | AGR TRACT,ENG CAP>75 KW<130 KW | | 2076 | | |
| 870195 | AGR TRACT,ENG CAP>130 KW | | 2460 | | |

Contd.

10.11 Imports by Economic Categories (Detail)

(In Thousand Rupees)

| Items | Aug., 2019 | From July, 2019 | Aug., 2018 | From July, 2018 | |
|--------|---------------------------------|-----------------|------------|-----------------|----------|
| 870210 | M.VEH 10 OR >PERSON DIESEL ENG | 948329 | 1831489 | 1568024 | 2657674 |
| 870230 | M.VEH PETROL&ELEC.10 OR>PERS | 10288 | 10288 | | |
| 870290 | COMP O-M-VEH 10PER&DERIVER AKF | 46810 | 88226 | 51084 | 166337 |
| 870310 | M-CAR FOR TRAVEL ON SNOW/GOLF | 5704 | 11862 | 11034 | 11598 |
| 870321 | MOTOR VEH CYLNDER CAP-1000CC | 4679856 | 10670098 | 5053282 | 10671254 |
| 870322 | OTH CAR CY CAP>1000CC - 1500CC | 2651616 | 4809065 | 3476634 | 6555960 |
| 870323 | OTH VEH CYL CAP 1500 - 3000CC | 4185492 | 6114144 | 3518744 | 6619577 |
| 870324 | OTH VEH CYL CAPACITY>3000CC | 85664 | 215594 | 430464 | 953427 |
| 870331 | OTH VEH(DIESEL ENG)CYL-C-1500CC | | | 545 | 545 |
| 870332 | VEH(DIESEL ENG)CY-1500 -2500CC | | | 34877 | 58284 |
| 870333 | OTH VEH(DIESEL ENG)CAP>2500CC | 506003 | 817837 | 511608 | 612009 |
| 870340 | COM.VEH SP.IG&ELEC.=800C AKF | 289581 | 484276 | 1342826 | 2754762 |
| 870350 | COM.VEH.DIESEL&ELEC<=800C AKF | 12901 | 18368 | 137063 | 276720 |
| 870360 | OTH.V.SP.IG&ELEC CH<=800CC | 42290 | 53968 | 34649 | 68925 |
| 870380 | O.COM.V. ONLY ELEC. MOTOR AKF | | 544 | 1027 | 6017 |
| 870410 | DUMPERS DESIGN FOR OFF-HIGHWAY | 41570 | 243045 | 209797 | 255122 |
| 870421 | OTH VEH(DIESEL ENG)NOT>5TONNES | 826194 | 1488685 | 1086948 | 2821331 |
| 870422 | OTH VEH(DIESEL ENG)GVW-5-20TON | 387998 | 937626 | 1636850 | 3317733 |
| 870423 | OTH VEH(DIESEL)GVW >20 TONNES | 152747 | 680684 | 646680 | 1452192 |
| 870431 | OT VEH SPARK-IGNITION NOT>5TON | 629165 | 1422285 | 491775 | 1273876 |
| 870490 | OTH VEH FOR TRANSPORT GOODS | | 594 | | |
| 870510 | CRANE LORRIES | | 161589 | 53487 | 174650 |
| 870530 | FIRE FIGHTING VEHICLES | | 5128 | | 217235 |
| 870540 | CONCRETE-MIXER LORRIES | 98632 | 115139 | 139121 | 197461 |
| 870590 | OTH SPECIAL PURPOSE MOTOR VEHL | 40549 | 182223 | 69101 | 122056 |
| 870710 | BODIES/CABS FOR VEH-H-87.03 | 103 | 103 | 3443 | 5116 |
| 870790 | BODIES OF VEH-H-87042190&.3190 | 1756 | 3560 | | 459 |
| 870810 | BUMPERS AND PARTS THEREOF | 16525 | 42000 | 84283 | 100452 |
| 870821 | OTH PART ACCE OF BODIES,SEATS | 103290 | 129553 | 51694 | 115538 |
| 870829 | OTH PART ACCE OF BODIES,CABS | 1084107 | 2087276 | 1497756 | 2483346 |
| 870830 | BRAKES&SERVO-BRAKES,PARTS VEH | 129803 | 346309 | 94136 | 218863 |
| 870840 | GEAR BOXES AND PARTS THEREOF | 327068 | 521140 | 21026 | 429683 |
| 870850 | DRIVE-AXLES WITH DIFFERENTIAL | 41256 | 93488 | 70286 | 147600 |
| 870870 | ROAD WHEELS&PARTS&ACCESSO | 74786 | 167304 | 92379 | 200259 |
| 870880 | SUSPENSION SYS,SHOCK-ABSORBERS | 211302 | 376141 | 145166 | 276359 |
| 870891 | RADIATORS & PARTS THEREOF VEH | 37370 | 89162 | 46828 | 93108 |
| 870892 | SILENCERS&EXHAUST PIPES,PARTS | 4549 | 10046 | 5030 | 7936 |
| 870893 | CLUTCHES AND PARTS THEREOF | 35171 | 81304 | 33489 | 59295 |
| 870894 | STEERING WHEELS,CLUMNS,BOXES | 10362 | 53936 | 124837 | 198390 |
| 870895 | SAFETY AIRBAGS INFLATER SYSTEM | 658 | 773 | 447 | 1007 |
| 870899 | OTH PARTS FOR VEHICLES H-8701 | 490851 | 1402172 | 908015 | 1820607 |
| 870911 | WORK TRUCKS SELF-PROPEL ELECTR | 418 | 2433 | 364 | 1224 |
| 870919 | OTH WORK TRUCK SELF PRO N-FITT | | | 13063 | 53894 |
| 871000 | TANKS,OTH ARMOUD FITGHING VEH | 1362 | 1362 | 5487 | 5487 |
| 871110 | MOTORCYCLE CYL CAP-NOT>50CC | | 65 | | 31 |
| 871120 | M-CYCLE CYL CAPACITY- 50-250CC | 1099209 | 2119686 | 1184647 | 2222644 |
| 871130 | M-CYCLE CYL CAPACITY-250-500CC | | | 3433 | 3433 |
| 871140 | M-CYCLE CYL CAP-500-800CC | 5044 | 5044 | 13704 | 20244 |
| 871150 | M-CYCLE CYL CAP EXCEEDIN-800CC | 2390 | 9747 | 16047 | 32348 |
| 871160 | COMP M.CYCL WIT ELEC MOTOR AKF | 1352 | 1587 | 16 | 376 |
| 871190 | OTH M-CYCLE(INCLUDING MOPEDS) | | | 146 | 146 |
| 871200 | BICYCLES,OTH DELIVERY TRICYCL | 61879 | 148830 | 90947 | 161122 |
| 871310 | INVALID CARRIAG NOT MECH PROPL | 70177 | 124059 | 46483 | 154391 |
| 871390 | OTH INVALID CARRIAG MOTORISED | 1032 | 5743 | 3630 | 7520 |
| 871410 | SADDLES OF MOTORCYCLES,MOPEDS | 479346 | 1090534 | 684225 | 1334360 |
| 871420 | PART ACCE INVALID CARRIAGES | 144 | 886 | 69 | 834 |
| 871491 | FRAMES,FORKS & PARTS THEREOF | 430 | 430 | 264 | 276 |
| 871492 | WHEEL RIMS AND SPOKES | 857 | 5916 | 1295 | 4679 |
| 871493 | HUBS,COAST BRAK HUB,FREE WHEL | 8433 | 17816 | 16473 | 29734 |
| 871494 | BRAK,COAST BRAK HUB,HUB BRAK | 996 | 4335 | 5949 | 6398 |
| 871495 | OTHER, SADDLES | 1949 | 6096 | 2318 | 6555 |

Contd.

10.11 Imports by Economic Categories (Detail)

(In Thousand Rupees)

| Items | Aug., 2019 | From July, 2019 | Aug., 2018 | From July, 2018 | |
|--------|--------------------------------|-----------------|------------|-----------------|--------|
| 871496 | PEDALS,CRANK-GEAR,& PARTS THOF | 4836 | 5141 | 778 | 778 |
| 871500 | BABY CARRIAGES & PARTS THEREOF | 16575 | 31716 | 4798 | 14185 |
| 871610 | TRAILER,SEMI-TRALER CARVN TYPE | 23 | 68 | 695 | 3572 |
| 871620 | SELF LOADING/UNLODING TRAL AGR | | | | 126 |
| 871631 | TAKER/SEMI TANKER TRAILERS | 17631 | 45245 | 1248 | 21776 |
| 871639 | OTH TRAILER,SEMI TRAI FOR GOOD | 178486 | 180164 | 138679 | 238376 |
| 871640 | OTH TRAILERS & SEMI-TRAILERS | 983 | 983 | 36495 | 36495 |
| 871680 | OTH VEH NOT MECHANICALLY PROPL | 22546 | 54406 | 5556 | 21378 |
| 871690 | PARTS,TRAILER SEMI-TRAI H87.16 | 99021 | 137876 | 90360 | 193535 |
| 880100 | GLIDERS AND HANG GLIDERS | | | | 3538 |
| 880230 | AEROPLAN UNLADN W-2000-15000KG | | | | 622937 |
| 880240 | AEROPLAN UNLADN WT >15000KG | | 75896 | | 12346 |
| 880310 | PROPELLERS,ROTORS & PATS THROF | | | | 833 |
| 880320 | UNDER CARRIAGES/PARTS THEREOF | 1403 | 1429 | | 1677 |
| 880330 | OTH PARTS OF AEROPLANE/HELICOP | 14203 | 143460 | 60340 | 95611 |
| 880400 | PARACHUTES AND ROTOCHUTES,PART | | 12 | | 145 |
| 890110 | CRUISE SHIPS,BOATS FOR PERSONS | 4237991 | 4237991 | 3425 | 10775 |
| 890190 | OTH VESSELS FOR PERSONS/GOODS | | 83651 | | |
| 890310 | INFLATABLE YATCHS,VESL PLE/SPO | | 76 | 71 | 71 |
| 890391 | SAILBOATS,WITH/W-OUT AUX-MOTOR | | | 253 | 518 |
| 890392 | MOTORBOAT,OTHN OUTBOARD M-BO | | 6153 | 1548 | 1548 |
| 890399 | OTH INFLTABLE YATCHTS | | | 6708 | 6708 |
| 890400 | TUGS AND PUSHER CRAFT. | 15857 | 131145 | | |
| 890590 | OTH LIGHT VESSELS,FLO-CRANES | 32907 | 32907 | | |
| 890710 | OTH FLOATING INFLATABLE RAFTS | | | | 147 |
| 890790 | OTH FLOATING STRUCTURES,TANKS | | | 5251 | 61626 |
| 900490 | OTH SPECT,GOGGLE&THE LIKE CORR | 29867 | 54786 | 2901 | 23032 |
| 900510 | BINOCULARS | 3222 | 7807 | 4048 | 9597 |
| 900580 | OTH ASTRONOMICAL INSTRUMENTS | 1265 | 178461 | 173 | 13390 |
| 900699 | O-PART,AC P-GRAPHIC F-LIGH APP | 66 | 344 | 139 | 2632 |
| 900710 | CINEMATOGRAPHIC CAMERAS | 1431 | 1889 | | |
| 900720 | CINEMATOGRAPH PROJECTOR.S-R/RE | | | 1200 | 1200 |
| 900791 | PAR,ACC-CINEMATOGRAPHIC CAMERA | 8 | 8 | | |
| 900792 | PART,ACCE-CINEMATOGR PROJECTOR | 66 | 103 | 8 | 414 |
| 900850 | PROJECTORS,ENLARGERS&REDUCERS | 22 | 91 | 485 | 658 |
| 900890 | PARTS/ACCE OF IMAGE PROJECTORS | 6 | 6 | 26 | 598 |
| 901010 | APPA,EQUI AUTOMATC DEVELO FILM | 1992 | 2319 | 2843 | 13799 |
| 901050 | OTH APP EQU PHO-GRAPHIC LAB | 1189 | 1189 | 17110 | 24015 |
| 901060 | PROJECTION SCREENS | 830 | 10187 | 1309 | 12259 |
| 901090 | PART ACCE OF APP/EUIP H-90.10 | 1195 | 1467 | 312 | 1907 |
| 901110 | STEREOSCOPIC MICROSCOPES | 35001 | 41889 | 21738 | 21794 |
| 901120 | OTH MICROSCOPE P-MICROGRAPHY | 34 | 614 | 283 | 760 |
| 901180 | OTHER MICROSCOPES | 8384 | 16915 | 18720 | 35374 |
| 901190 | PART,ACCE OF OPTCAL MICROSCOPE | 5455 | 5915 | 344 | 20441 |
| 901210 | M-SCOPE O/THN OPTIC M-SCOP APP | 23384 | 39614 | 58384 | 59221 |
| 901290 | PART,ACC M-SCOPE O/THN OPTICAL | 5 | 70 | | |
| 901310 | TELESCOPIC SIGHTS FITT TO ARMS | | 83 | | 771 |
| 901320 | LASERS OTHER THAN LASER DIODS | 5223 | 14698 | 1626 | 6826 |
| 901380 | OTH DEVICES APPLI&INSTRUMENTS | 64377 | 140170 | 83668 | 140708 |
| 901390 | PARTS,ACCE OF SUB GROUP-90.13 | 1126 | 1141 | 344 | 715 |
| 901410 | DIRECTION FINDING COMPASSES | 188 | 247 | 46 | 68 |
| 901420 | INST/APPLI AERONAUTIC NAVIGATO | 86574 | 86574 | 8328 | 10281 |
| 901480 | OTH INS/APPLI(NAVIGATIONAL) | 911 | 911 | 3818 | 5225 |
| 901490 | PART,ACCE OF SUB GROUP OF90.14 | | 101 | 62 | 327 |
| 901510 | RANGEFINDERS | 256 | 338 | 1698 | 2110 |
| 901520 | THEODOLITES AND TACHEOMETERS | 5828 | 5828 | 933 | 3198 |
| 901530 | SURVEYING LEVELS | 10604 | 14569 | 1332 | 7428 |
| 901540 | PH-GRAMMETRICAL SURVEY INS/APP | | 48 | | 269 |
| 901580 | OTH INS AND APPLIANC-SURVEYING | 317333 | 388253 | 254166 | 334619 |
| 901590 | PARTS&ACCE OF SURVEYING INSTRU | 28637 | 46212 | 9074 | 28833 |
| 901600 | BALANCE SENSITIVITY 5CG/BETTER | 5658 | 9102 | 10667 | 19633 |

Contd.

10.11 Imports by Economic Categories (Detail)

(In Thousand Rupees)

| Items | Aug., 2019 | From July, 2019 | Aug., 2018 | From July, 2018 | |
|--------|--------------------------------|-----------------|------------|-----------------|---------|
| 901710 | DRAFTING TABLE MACH W/NOT AUTO | 2863 | 8606 | 1028 | 6268 |
| 901720 | O-DRAWING MARK/MATH CALC INSTR | 5385 | 23998 | 14947 | 30314 |
| 901730 | MICROMETERS/CALLIPERS & GUAGES | 9034 | 13754 | 2925 | 16347 |
| 901780 | OTHER INSTRUMENTS | 18568 | 32977 | 12645 | 36583 |
| 901790 | PARTS/ACCE OF MEASURING INSTRU | 60586 | 60942 | 189 | 869 |
| 901811 | ELECTRO-CARDIOGRAPHS | 17512 | 38854 | 7967 | 15893 |
| 901812 | ULTRASONIC SCANNING APPARATUS | 148711 | 290714 | 108124 | 198565 |
| 901813 | MAGNETC RESONANCE IMAGING APPA | 55409 | 98294 | 48608 | 282502 |
| 901814 | SCINTIGRAPHIC APPARATUS | 88206 | 88206 | 3786 | 5755 |
| 901819 | OTH ELECTRO-DIAGNOSTIC APPARAT | 492411 | 1083340 | 1141805 | 1706335 |
| 901820 | ULTRA VOILET/INFRA-RED RAY APP | 200 | 378 | 379 | 1626 |
| 901831 | SYRINGES,WITH/WITHOUT NEEDLES | 274067 | 651430 | 211572 | 578060 |
| 901832 | TUBULAR METAL NEEDLE/NEDL SUTU | 46656 | 118965 | 20029 | 41199 |
| 901839 | OTH NEDLES,CATHERS,CANNULA | 1173339 | 2261021 | 912584 | 2396291 |
| 901841 | DENTAL DRILL ENGINES,W/C-D-EQU | 1172 | 1826 | 782 | 886 |
| 901849 | OTH;INS/APPLI, DENTAL SCIENCE | 13321 | 63841 | 55206 | 121898 |
| 901850 | OTH,OPHTHALMIC INST&APPLIANCE | 126565 | 202823 | 24200 | 66004 |
| 901890 | OTH INSTRUMENT & APPLIANCE. | 916519 | 2442259 | 757407 | 1808023 |
| 901910 | MECHANO-THERPY,MESSAGE/PSY APP | 23587 | 46993 | 21595 | 43021 |
| 901920 | OZONE,OXYGEN ,AEROSOL THERAPY, | 182405 | 310074 | 108785 | 209486 |
| 902190 | OTH;APP,WORN CARY,IMPL IN BODY | 347438 | 734404 | 26113 | 66510 |
| 902212 | COMPUTED TOMOGRAPHY APPARATUS | 90571 | 118126 | 6132 | 8737 |
| 902213 | OTH X-RAY APPA FOR DENTAL USES | | 2785 | | |
| 902214 | OTH,X-RAY APP FOR MEDICAL SURG | 1599517 | 2059430 | 304951 | 375815 |
| 902219 | X-RAY APPA FOR OTHER USES | 234391 | 266409 | 58453 | 99788 |
| 902229 | APP ALPHA-BE-GA RADI-OTHER USE | 20502 | 20502 | 215 | 866 |
| 902230 | X-RAY TUBES | 8997 | 28285 | 29351 | 56359 |
| 902290 | O-APP AL-B-G RADI INCL PA/ACCE | 58899 | 230163 | 5878 | 24960 |
| 902300 | APPA DESIGNED F-DEMANSTRATION | 401694 | 558333 | 157461 | 527677 |
| 902410 | MACH&APPLI FOR TESTING METALS | 6271 | 9302 | 9840 | 17862 |
| 902480 | O-MACH-TESTING HARDNESS/STREN | 108798 | 218768 | 68215 | 109792 |
| 902490 | PARTS&ACC-HARD/STREN TEST MACH | 5409 | 16420 | 7653 | 14432 |
| 902511 | LIQUID-FILLED THERMOMETER/PYRO | 5930 | 19855 | 3179 | 14907 |
| 902519 | OTHER THERMOMETERS/PYROMETERS | 14556 | 33176 | 9809 | 28424 |
| 902580 | OTHER INSTRUMENTS | 24977 | 59630 | 31634 | 69814 |
| 902590 | PARTS ACCE INSTRUMENTS H-9025 | 6770 | 17617 | 11127 | 19896 |
| 902610 | APP,MEASUR/CHECK FLOW/ LEVEL. | 52528 | 101983 | 54448 | 96158 |
| 902620 | APP, MEASUR/CHECK PRESSURE. | 57351 | 127516 | 87522 | 169226 |
| 902680 | OTH,APP,MEASUR VARIATION LIQ/G | 119248 | 506481 | 125922 | 236310 |
| 902690 | PARTS,ACCE OF SUB GROUP 90.26. | 69055 | 129978 | 25081 | 128453 |
| 902710 | GAS/SMOKE ANALYSIS APPARATUS. | 26418 | 65540 | 47234 | 79118 |
| 902720 | CHROMATOGRAPHS/ELECTROPHOR INS | 142007 | 257799 | 103544 | 175549 |
| 902730 | SPECTRO,SPECTROPHOT-METER RADI | 55614 | 153467 | 42260 | 85980 |
| 902750 | OTH,INS.USING OPTCAL RADIATION | 64865 | 113370 | 85260 | 247525 |
| 902780 | OTH,INST FOR PHYSICAL CHEM ANA | 301466 | 581120 | 464666 | 935540 |
| 902790 | MICROTOMES;PART ACCE APP-90.27 | 65191 | 146523 | 97276 | 164063 |
| 902810 | GAS METERS | 211166 | 367828 | 162011 | 182695 |
| 902820 | LIQUID METERS | 2358 | 5627 | 4374 | 5745 |
| 902830 | ELECTRICITY METERS | 1314 | 50476 | 5287 | 93090 |
| 902890 | PART,ACCE OF SUB GROUP 90.26 | 23299 | 130000 | 86407 | 125793 |
| 902910 | REVOL/PROD COUNTRS,TAXIMETERS, | 389 | 1318 | 575 | 1677 |
| 902920 | SPEED INDICATORS/TACHOMETERS | 5375 | 10157 | 14128 | 34840 |
| 902990 | PARTS ACCE OF METERS-H-90.29 | 10978 | 26732 | 18408 | 37415 |
| 903010 | INS,MEASUR IONISING RADIATIONS | 6005 | 9217 | 2126 | 133732 |
| 903020 | OSCILLOSCOPE&OSCILLOGRAPHS | 1037 | 4123 | 4571 | 7998 |
| 903031 | O-INSTR MEASUR VOLTAGE,CURRENT | 10834 | 21569 | 4285 | 6829 |
| 903032 | MULTIMETER WITH RECORD DEVICE | 13604 | 15243 | 6712 | 14459 |
| 903033 | O-METER WITH OUT RECOED DEVICE | 13852 | 48881 | 21735 | 58101 |
| 903039 | O-OSCILLOSCOPE W-RECOD DEVICE | 31090 | 33213 | 2934 | 9360 |
| 903040 | OTH,INS,SPE DESI FOR TELECOMMU | 3345 | 11423 | 4730 | 15736 |
| 903082 | OTH,INS,MEASUR SEMICONDUCTOR | 126 | 757 | | 160 |

Contd.

10.11 Imports by Economic Categories (Detail)

(In Thousand Rupees)

| Items | Aug., 2019 | From July, 2019 | Aug., 2018 | From July, 2018 |
|---------------------------------------|------------|-----------------|------------|-----------------|
| 903084 OTH,APPA,WITH RECORDING DEVIC | 3909 | 5218 | 2965 | 5893 |
| 903089 OTH,INS,MEASUR ELECTRICAL QTY. | 22270 | 79679 | 20408 | 45933 |
| 903090 PARTS ACCE OF SUB GROUP 90.30 | 2480 | 18331 | 34629 | 38965 |
| 903110 MACH BALANCING MECHNICAL PARTS | 3017 | 5596 | 3727 | 17664 |
| 903120 TEST BENCHES | 30009 | 42189 | 113 | 25583 |
| 903141 OTH,OPTICAL INS CHECK SEMICODU | 878 | 878 | | |
| 903149 OTH,OPTICAL INS & APPLIACES. | 10756 | 48796 | 26049 | 79107 |
| 903180 OTH,INS APPLIANCES & MACHINES. | 221972 | 374009 | 154704 | 384129 |
| 903190 PART,ACCE OF ARTICLE H- 90.31 | 65873 | 122116 | 44028 | 103967 |
| 903210 THERMOSTAT | 73433 | 180749 | 91524 | 167373 |
| 903220 MANOSTAT(PRESSURE REGULATORS) | 248 | 2779 | 3640 | 4498 |
| 903281 OTH,INS HYDRAULIC OR PNEUMATIC | 1852 | 4694 | 3950 | 7083 |
| 903289 OTH,REGULATING,CONTROLLING INS | 156527 | 1472228 | 379012 | 699022 |
| 903290 PARTS,ACCE OF ARTICLE H- 90.32 | 16043 | 53464 | 19005 | 35260 |
| 940210 DENTISTS,BARBER CHAIRS, PARTS | 11535 | 38012 | 7634 | 16237 |
| 940290 OTH;OPE TABLES,EXAM TABLE MECH | 95250 | 165350 | 189036 | 276409 |
| 940560 ILLUMINATED SIGN,NAMPLATES,LIK | 24912 | 27863 | 17663 | 54692 |
| 940591 PARTS OF LAMP LIGHT FIT GLASS. | 30660 | 86129 | 40880 | 106291 |
| 940599 OTH PARTS H-NO.94.05,N.E.S. | 128698 | 240627 | 89110 | 200257 |

10.12 Exports by Areas and Countries / Territories

(In Thousand Rupees)

| Territories/Countries | Aug., 2019 | Cumulative From July,2019 | Aug., 2018 | Cumulative From July,2018 |
|------------------------|--------------------|---------------------------|--------------------|---------------------------|
| GRAND TOTALS | 293,717,813 | 593,306,126 | 249,239,603 | 452,892,112 |
| LATIN AMERICA | 486,198 | 750,271 | 252,559 | 477,785 |
| Anguilla | 982 | 982 | | 520 |
| Antigua and Barbuda | | 2,649 | 284 | 284 |
| Bahamas | 9,177 | 11,746 | 5,618 | 6,960 |
| Barbados | 27,326 | 27,708 | 801 | 24,610 |
| British Virgin Is. | | | 1,360 | 2,499 |
| Cayman Islands | 1,601 | 1,601 | | 1,026 |
| Cuba | 73,206 | 104,167 | | 266 |
| Dominica | | | | 1,932 |
| Dominican Republic | 129,937 | 193,754 | 68,467 | 155,048 |
| Grenada | 5,417 | 5,817 | 70 | 1,370 |
| Guadeloupe | 24,562 | 31,798 | 36,836 | 36,836 |
| Haiti | 8,583 | 8,583 | 27,008 | 27,705 |
| Jamaica | 37,699 | 58,538 | 50,149 | 66,150 |
| Martinique | | 917 | 14,216 | 14,216 |
| Montserrat | | | | 546 |
| Netherlands Antilles | 143 | 143 | 60 | 1,973 |
| Puerto Rico | 26,817 | 69,149 | 22,319 | 32,063 |
| St.Kitts and Nevis | 1,977 | 2,451 | | 546 |
| St. Lucia | 158 | 1,614 | 151 | 2,386 |
| St.Vincent/Grenadine | 405 | 2,045 | | 2,019 |
| Trinidad and Tobago | 138,068 | 226,470 | 25,219 | 97,798 |
| Turks & Caicos Is. | | | | 486 |
| US.Virgin Islands | 140 | 140 | | 546 |
| CENTRAL AMERICA | 2,331,717 | 4,100,536 | 1,618,477 | 3,106,409 |
| Belize | | | 248 | 248 |
| Costa Rica | 47,378 | 86,466 | 14,749 | 57,787 |
| El Salvador | 42,078 | 88,557 | 30,598 | 87,565 |
| Guatemala | 68,051 | 159,523 | 68,664 | 181,272 |
| Honduras | 45,265 | 69,703 | 217,018 | 363,608 |
| Mexico | 1,787,600 | 3,158,253 | 1,156,514 | 2,111,598 |
| Nicaragua | 38,176 | 77,479 | 6,736 | 24,694 |
| Panama | 303,170 | 460,554 | 123,950 | 279,638 |
| SOUTH AMERICA | 3,539,273 | 7,437,179 | 2,931,155 | 5,480,641 |
| Argentina | 504,823 | 1,009,043 | 420,404 | 774,082 |
| Bolivia | 576 | 40,682 | 6,794 | 21,676 |
| Brazil | 977,870 | 2,141,297 | 589,165 | 1,290,754 |
| Chile | 706,170 | 1,618,500 | 717,772 | 1,310,393 |
| Colombia | 469,240 | 1,053,036 | 583,691 | 802,591 |
| Ecuador | 113,566 | 216,766 | 92,546 | 188,955 |
| Guyana | 9,766 | 14,087 | 4,790 | 11,255 |
| Paraguay | 126,479 | 194,486 | 36,158 | 81,943 |
| Peru | 397,402 | 867,210 | 375,522 | 765,926 |
| Suriname | 20,105 | 20,105 | 3,406 | 25,347 |
| Uruguay | 193,317 | 227,756 | 100,361 | 201,839 |
| Venezuela,Bolivar. R | 19,960 | 34,210 | 547 | 5,881 |
| NORTH AMERICA | 58,557,932 | 115,388,970 | 50,100,819 | 86,451,582 |
| Bermuda | 3,221 | 4,109 | | 2,348 |
| Canada | 3,836,574 | 7,378,971 | 3,154,540 | 6,001,101 |
| U.S.America | 54,718,137 | 108,005,890 | 46,946,279 | 80,448,134 |
| EASTERN EUROPE | 7,165,076 | 13,055,926 | 5,813,368 | 10,345,524 |
| Belarus | 15,759 | 15,838 | 2,761 | 25,278 |
| Bulgaria | 200,800 | 513,158 | 151,862 | 281,621 |
| Czech Republic | 822,325 | 1,402,888 | 593,979 | 1,136,878 |
| Hungary | 169,952 | 348,137 | 112,205 | 254,397 |
| Poland | 3,525,244 | 6,383,630 | 3,005,467 | 5,217,054 |

Contd.

10.12 Exports by Areas and Countries / Territories

(In Thousand Rupees)

| Territories/Countries | Aug., 2019 | Cumulative From July,2019 | Aug., 2018 | Cumulative From July,2018 |
|------------------------|-------------------|---------------------------|-------------------|---------------------------|
| Republic of Moldova | 2,855 | 3,764 | 469 | 45,089 |
| Romania | 462,108 | 799,909 | 348,424 | 596,460 |
| Russian Federation | 1,436,933 | 2,501,146 | 1,071,712 | 1,854,985 |
| Slovakia/Slovak R. | 28,686 | 56,603 | 26,547 | 68,029 |
| Ukraine | 500,415 | 1,030,853 | 499,942 | 865,733 |
| NORTHERN EUROPE | 31,411,272 | 61,027,946 | 27,162,485 | 46,777,122 |
| Denmark | 2,756,391 | 5,190,049 | 2,064,157 | 3,361,235 |
| Estonia | 218,077 | 396,320 | 341,382 | 554,518 |
| Finland | 486,427 | 859,421 | 247,656 | 458,647 |
| Iceland | 1,726 | 3,539 | 194 | 1,633 |
| Ireland | 962,875 | 2,002,105 | 697,573 | 1,323,011 |
| Latvia | 241,829 | 558,436 | 329,958 | 417,673 |
| Lithuania | 558,473 | 988,764 | 522,617 | 857,053 |
| Norway | 867,597 | 1,659,549 | 757,987 | 1,268,363 |
| Sweden | 1,663,319 | 3,377,840 | 1,634,284 | 2,793,141 |
| United Kingdom | 23,654,558 | 45,991,922 | 20,566,678 | 35,741,846 |
| SOUTHERN EUROPE | 28,526,967 | 52,577,975 | 22,194,711 | 41,690,701 |
| Albania | 56,256 | 151,435 | 22,941 | 36,671 |
| Bosnia & Herzegovina | 8,723 | 11,674 | 3,773 | 5,072 |
| Croatia | 152,093 | 349,025 | 163,825 | 243,006 |
| Gibraltar | 280 | 280 | | |
| Greece | 1,179,874 | 2,221,538 | 1,054,992 | 1,741,884 |
| Italy | 10,444,168 | 19,711,242 | 7,859,604 | 14,175,860 |
| Macedonia | 297 | 9,938 | | |
| Malta | 33,924 | 96,527 | 68,924 | 119,767 |
| Montenegro | 61,467 | 106,841 | | |
| Portugal | 2,509,121 | 3,879,370 | 2,201,868 | 3,288,580 |
| Serbia | 45,415 | 73,414 | 11,191 | 1,506,500 |
| Slovenia | 1,328,911 | 2,201,442 | 843,592 | 1,327,083 |
| Spain | 12,706,438 | 23,765,249 | 9,964,000 | 19,246,279 |
| WESTERN EUROPE | 47,861,457 | 92,749,265 | 38,590,765 | 68,205,565 |
| Austria | 164,746 | 339,672 | 153,385 | 259,849 |
| Belgium | 7,918,150 | 14,828,803 | 7,066,446 | 12,813,936 |
| France | 5,259,690 | 10,708,419 | 4,606,048 | 8,118,251 |
| Germany | 17,678,737 | 35,370,791 | 14,549,330 | 26,426,971 |
| Liechtenstein | 532 | 2,145 | 361 | 2,563 |
| Luxembourg | 17,929 | 17,929 | 1,861 | 3,308 |
| Monaco | 685 | 685 | | |
| Netherlands | 16,572,646 | 31,055,341 | 12,081,270 | 20,307,556 |
| Switzerland | 248,341 | 425,481 | 132,064 | 273,131 |
| EASTERN AFRICA | 8,153,778 | 17,225,765 | 5,871,816 | 12,278,724 |
| Burundi | 957 | 7,081 | 2,799 | 4,678 |
| Comoros | 169,950 | 702,272 | 218,680 | 560,665 |
| Djibouti | 636,057 | 1,255,714 | 249,237 | 555,190 |
| Eritrea | | | | 16,207 |
| Ethiopia | 14,522 | 31,244 | 13,666 | 61,516 |
| Kenya | 2,706,996 | 5,788,787 | 2,375,957 | 4,709,130 |
| Madagascar | 579,495 | 1,391,614 | 1,205,256 | 2,197,215 |
| Malawi | 23,186 | 38,138 | 38,605 | 75,572 |
| Mauritius | 229,899 | 474,806 | 107,506 | 332,440 |
| Mayotte | | | 3,792 | 5,619 |
| Mozambique | 1,180,592 | 2,566,686 | 300,821 | 863,703 |
| Reunion | 159,420 | 334,567 | 103,817 | 187,366 |
| Rwanda | 4,464 | 10,372 | 5,625 | 7,977 |
| Seychelles | 55,084 | 103,665 | 46,115 | 81,468 |
| Somalia | 846,155 | 1,638,084 | 357,506 | 745,629 |
| Uganda | 51,120 | 72,808 | 30,582 | 51,069 |
| U.R.of Tanzania | 1,330,621 | 2,543,739 | 671,012 | 1,507,339 |

Contd.

10.12 Exports by Areas and Countries / Territories

(In Thousand Rupees)

| Territories/Countries | Aug., 2019 | Cumulative From July,2019 | Aug., 2018 | Cumulative From July,2018 |
|---------------------------|-------------------|---------------------------|-------------------|---------------------------|
| Zambia | 23,771 | 33,710 | 17,334 | 17,527 |
| Zimbabwe | 141,488 | 232,477 | 123,505 | 298,416 |
| MIDDLE AFRICA | 377,410 | 861,057 | 210,674 | 409,539 |
| Angola | 129,366 | 316,351 | 71,395 | 115,740 |
| Cameroon | 125,320 | 268,416 | 97,066 | 199,107 |
| Congo, Republic of | 4,399 | 7,603 | 248 | 5,061 |
| D.R.of Congo | 118,325 | 245,397 | 37,823 | 85,488 |
| Equatorial G.(Ri.Mi) | | | 1,895 | 1,895 |
| Gabon | | 23,291 | 2,247 | 2,247 |
| NORTHERN AFRICA | 2,256,965 | 4,232,418 | 2,069,283 | 3,604,169 |
| Algeria | 198,952 | 328,094 | 175,680 | 264,897 |
| Egypt(U.A.R.) | 1,137,418 | 2,167,918 | 1,110,789 | 1,769,498 |
| Libya | 59,318 | 96,423 | 25,082 | 43,984 |
| Morocco | 326,232 | 568,598 | 229,202 | 421,645 |
| Sudan | 253,049 | 562,589 | 117,421 | 513,984 |
| Tunisia | 281,995 | 508,796 | 411,110 | 590,161 |
| SOUTHERN AFRICA | 2,234,160 | 4,980,653 | 2,255,149 | 3,793,640 |
| Botswana | 51,026 | 201,200 | 49,740 | 67,428 |
| Lesotho | | | 59 | 5,427 |
| Namibia | 16,709 | 17,587 | 9,408 | 19,045 |
| South Africa | 2,156,249 | 4,751,219 | 2,195,942 | 3,701,655 |
| Swaziland | 10,176 | 10,647 | | 85 |
| WESTERN AFRICA | 3,300,093 | 8,853,987 | 2,020,828 | 4,546,387 |
| Benin | 671,599 | 1,392,051 | 391,145 | 629,283 |
| Burkina Faso(Fr.Up.V | 7,264 | 7,264 | 2,442 | 2,917 |
| Co,te d,Ivoire(Fr.lv | 496,992 | 1,202,840 | 51,885 | 99,458 |
| Gambia | 50,022 | 114,965 | 71,801 | 136,771 |
| Ghana | 585,074 | 1,030,069 | 289,980 | 560,786 |
| Guinea | 148,346 | 455,985 | 7,171 | 29,666 |
| Guinea-Bissau | 151,045 | 441,171 | 239,598 | 526,312 |
| Liberia | 22,760 | 40,246 | 12,680 | 16,815 |
| Mali | 1,042 | 3,258 | 33 | 248 |
| Mauritania | 80,470 | 194,553 | 138,774 | 218,215 |
| Niger | | | | 5 |
| Nigeria | 271,937 | 681,737 | 475,293 | 1,398,721 |
| Senegal | 204,710 | 1,638,981 | 94,462 | 256,911 |
| Sierra Leone | 166,904 | 445,381 | 130,806 | 386,783 |
| Togo | 441,926 | 1,205,487 | 114,757 | 283,495 |
| EASTERN ASIA | 27,332,929 | 59,206,640 | 22,177,822 | 44,607,441 |
| China | 21,250,628 | 45,545,390 | 15,833,342 | 33,040,511 |
| Hong Kong S.A.Re.Chi | 1,128,085 | 2,737,231 | 1,075,173 | 2,159,933 |
| Japan | 2,370,139 | 4,821,286 | 2,126,628 | 3,896,919 |
| Korea, Republic of | 1,653,080 | 4,304,006 | 2,489,419 | 4,232,181 |
| Macao.China | | | 2,284 | 3,074 |
| Mongolia | | 1,039 | 79 | 346 |
| O.Asia(Tai.For.Pe.Ki | 930,997 | 1,797,688 | 650,896 | 1,274,477 |
| SOUTH-CENTRAL ASIA | 24,006,687 | 53,862,169 | 30,885,281 | 55,034,579 |
| Afghanistan | 8,694,837 | 23,032,874 | 12,923,210 | 23,109,019 |
| Bangladesh | 9,598,955 | 18,174,046 | 7,416,353 | 13,300,292 |
| Bhutan | | 48 | 32 | 32 |
| India | 402,686 | 1,130,961 | 4,117,093 | 7,025,193 |
| Iran (Islamic R.) | | | 299,550 | 553,288 |
| Kazakstan | 678,489 | 1,928,779 | 442,516 | 1,772,564 |
| Kyrgyzstan/Kyrgyz R. | 9,027 | 44,919 | 25,898 | 30,901 |
| Maldives | 44,445 | 116,889 | 49,114 | 89,415 |

Contd.

10.12 Exports by Areas and Countries / Territories

(In Thousand Rupees)

| Territories/Countries | Aug., 2019 | Cumulative From July,2019 | Aug., 2018 | Cumulative From July,2018 |
|----------------------------------|-------------------|---------------------------|-------------------|---------------------------|
| Nepal | 218,897 | 374,463 | 10,883 | 18,026 |
| Sri Lanka | 3,982,977 | 8,090,592 | 5,178,398 | 8,286,941 |
| Tajikistan | 153,689 | 363,530 | 153,040 | 258,166 |
| Turkmenistan | 35,931 | 55,518 | 1,241 | 4,192 |
| Uzbekistan | 186,753 | 549,550 | 267,951 | 586,553 |
| SOUTH-EASTERN ASIA | 11,733,818 | 23,117,527 | 11,380,879 | 18,489,706 |
| Brunei Darussalam | 7,931 | 10,878 | 8,764 | 12,140 |
| Cambodia Fr.Kampuche | 450,802 | 859,369 | 276,579 | 545,839 |
| Timor Leste | 41,123 | 70,048 | | 89,243 |
| Indonesia | 1,248,340 | 2,704,167 | 3,159,196 | 4,059,092 |
| Lao People's D.R. | 24,394 | 29,555 | 3,505 | 21,119 |
| Malaysia | 1,689,054 | 4,585,950 | 1,389,164 | 3,214,764 |
| Myanmar | 134,992 | 355,077 | 125,909 | 281,284 |
| Philippines | 823,396 | 1,916,519 | 735,268 | 1,313,100 |
| Singapore | 1,121,124 | 1,863,311 | 2,327,808 | 3,011,467 |
| Thailand | 3,960,101 | 5,847,792 | 932,313 | 1,771,217 |
| Viet Nam | 2,232,563 | 4,874,861 | 2,422,373 | 4,170,442 |
| WESTERN ASIA | 31,447,840 | 67,507,210 | 20,927,294 | 42,660,667 |
| Armenia | 1,479 | 1,479 | 263 | 289 |
| Azerbaijan | 256,375 | 760,748 | 65,483 | 89,526 |
| Bahrain | 975,291 | 1,945,831 | 548,800 | 991,278 |
| Cyprus | 56,224 | 145,199 | 59,269 | 88,167 |
| Georgia | 33,581 | 70,064 | 34,770 | 48,227 |
| Iraq | 310,607 | 825,793 | 128,747 | 208,871 |
| Jordan | 535,737 | 1,015,444 | 361,861 | 595,373 |
| Kuwait | 1,400,801 | 2,729,545 | 825,687 | 1,606,009 |
| Lebanon | 299,509 | 639,704 | 312,449 | 474,155 |
| Oman | 2,055,629 | 4,814,182 | 1,538,349 | 3,058,471 |
| Qatar | 1,079,073 | 2,418,984 | 892,697 | 1,792,823 |
| Saudi Arabia | 4,912,307 | 10,722,116 | 2,797,542 | 5,518,320 |
| Syrian Arab Republic | 7,839 | 133,396 | 45,774 | 152,330 |
| Turkey | 3,127,806 | 7,134,257 | 2,770,511 | 5,889,683 |
| United Arab Emirates | 15,675,395 | 32,247,938 | 9,921,412 | 21,050,866 |
| Yemen | 720,187 | 1,902,528 | 623,678 | 1,096,277 |
| AUSTRALIA AND NEW ZEALAND | 2,947,715 | 6,221,279 | 2,747,160 | 4,855,574 |
| Australia | 2,383,474 | 5,200,888 | 2,357,376 | 4,163,816 |
| New Zealand | 564,241 | 1,020,391 | 389,785 | 691,758 |
| MELANESIA | 30,805 | 82,866 | 26,097 | 62,053 |
| Fiji | 10,623 | 50,922 | 17,065 | 42,312 |
| New Caledonia | 2,149 | 2,149 | | |
| Papua New Guinea | 18,033 | 29,331 | 9,032 | 19,742 |
| Vanuatu | | 464 | | |
| MICRONESIA | 5,117 | 8,326 | 2,982 | 4,301 |
| Guam | 5,117 | 8,326 | 2,982 | 4,301 |
| POLYNESIA | 10,605 | 58,162 | | 10,001 |
| Cook Islands | 637 | 1,528 | | 155 |
| French Polynesia | 123 | 19,450 | | |
| Samoa | 9,845 | 19,380 | | 9,846 |
| Tonga | | 17,804 | | |

10.13 Re-exports by Areas and Countries / Territories

(In Thousand Rupees)

| Territories/Countries | Aug., 2019 | Cumulative From July,2019 | Aug., 2018 | Cumulative From July,2018 |
|------------------------|------------------|---------------------------|------------------|---------------------------|
| GRAND TOTALS | 3,086,910 | 15,197,163 | 1,599,597 | 4,741,975 |
| SOUTH AMERICA | | | | 1,095 |
| Colombia | | | | 1,095 |
| NORTH AMERICA | 112,307 | 708,529 | 107,885 | 309,926 |
| Canada | 237 | 480,863 | 7,684 | 10,884 |
| U.S.America | 112,071 | 227,666 | 100,201 | 299,043 |
| EASTERN EUROPE | 81,328 | 81,328 | 5,398 | 5,915 |
| Czech Republic | 284 | 284 | | 218 |
| Hungary | 80,741 | 80,741 | | 299 |
| Poland | 303 | 303 | | |
| Romania | | | 5,398 | 5,398 |
| NORTHERN EUROPE | 139,213 | 192,798 | 138,866 | 181,926 |
| Denmark | | 10,659 | 1,877 | 2,748 |
| Ireland | | 968 | 507 | 513 |
| Latvia | | | | 1,497 |
| Norway | 680 | 680 | 680 | 1,373 |
| Sweden | | | 87,740 | 97,203 |
| United Kingdom | 138,533 | 180,491 | 48,062 | 78,593 |
| SOUTHERN EUROPE | 26,491 | 43,236 | 50,422 | 105,497 |
| Italy | 1,817 | 17,066 | 21,096 | 69,917 |
| Portugal | | | 8,242 | 8,357 |
| Spain | 24,674 | 26,170 | 21,084 | 27,224 |
| WESTERN EUROPE | 906,842 | 1,491,697 | 347,759 | 564,457 |
| Austria | | | 8,477 | 8,777 |
| Belgium | 3,971 | 7,923 | 2,955 | 9,365 |
| France | 501,319 | 1,049,003 | 199,257 | 216,451 |
| Germany | 401,380 | 411,168 | 116,771 | 163,206 |
| Netherlands | 5 | 5,124 | 17,158 | 162,264 |
| Switzerland | 167 | 18,479 | 3,142 | 4,394 |
| NORTHERN AFRICA | | | | 51 |
| Egypt(U.A.R.) | | | | 51 |
| EASTERN ASIA | 335,702 | 2,113,330 | 424,696 | 1,707,379 |
| China | 186,958 | 1,532,040 | 252,559 | 1,315,667 |

Contd.

10.13 Re-exports by Areas and Countries / Territories

(In Thousand Rupees)

| Territories/Countries | Aug., 2019 | Cumulative From July,2019 | Aug., 2018 | Cumulative From July,2018 |
|----------------------------------|------------------|---------------------------|----------------|---------------------------|
| Hong Kong S.A.Re.Chi | 2,873 | 3,458 | 2,025 | 36,068 |
| Japan | 143,682 | 573,842 | 168,107 | 343,848 |
| Korea, Republic of | | 1,051 | 1,319 | 2,468 |
| O.Asia(Tai.For.Pe.Ki | 2,189 | 2,938 | 685 | 9,328 |
| SOUTH-CENTRAL ASIA | 14,390 | 5,211,973 | 18,471 | 50,972 |
| Afghanistan | 13,779 | 41,809 | 1,929 | 4,701 |
| Bangladesh | | 5,169,554 | | 294 |
| India | 611 | 611 | 16,541 | 40,573 |
| Uzbekistan | | | | 5,404 |
| SOUTH-EASTERN ASIA | 280,929 | 570,130 | 157,454 | 479,033 |
| Indonesia | 51,130 | 134,928 | 49,340 | 112,150 |
| Malaysia | | 17,396 | 16,449 | 20,427 |
| Philippines | | | | 1,838 |
| Singapore | 3,715 | 16,985 | 25,825 | 69,365 |
| Thailand | 226,084 | 400,822 | 65,320 | 268,180 |
| Viet Nam | | | 521 | 7,073 |
| WESTERN ASIA | 1,189,708 | 4,784,142 | 348,647 | 1,330,267 |
| Bahrain | | 7 | 4,034 | 9,689 |
| Iraq | | | | 38,162 |
| Jordan | | | | 36 |
| Kuwait | 13,510 | 13,510 | 124 | 124 |
| Lebanon | | | 2,547 | 2,547 |
| Oman | 22,770 | 22,770 | | 26,704 |
| Qatar | 15,017 | 2,886,217 | 1,177 | 25,990 |
| Saudi Arabia | 29,856 | 203,626 | 756 | 2,890 |
| Turkey | 1,735 | 73,920 | 53,858 | 55,773 |
| United Arab Emirates | 1,106,821 | 1,584,093 | 286,151 | 1,168,353 |
| AUSTRALIA AND NEW ZEALAND | | | | 5,456 |
| Australia | | | | 5,456 |

10.14 Imports by Areas and Countries / Territories

(In Thousand Rupees)

| Territories/Countries | Aug., 2019 | Cumulative From July,2019 | Aug., 2018 | Cumulative From July,2018 |
|------------------------|--------------------|---------------------------|--------------------|---------------------------|
| GRAND TOTALS | 588,069,890 | 1,177,808,452 | 614,125,706 | 1,211,953,312 |
| LATIN AMERICA | 115,216 | 231,357 | 89,780 | 236,596 |
| Aruba | | 2,307 | | 1,622 |
| Bahamas | 5,086 | 8,685 | 19 | 986 |
| Barbados | 39 | 39 | | 3,592 |
| British Virgin Is. | | | 19,119 | 75,942 |
| Cuba | 5,464 | 11,334 | 265 | 4,004 |
| Dominica | 17,635 | 17,894 | | |
| Dominican Republic | 13,822 | 23,873 | 10,476 | 14,353 |
| Grenada | 360 | 360 | | |
| Haiti | 243 | 243 | 421 | 421 |
| Jamaica | 11,149 | 33,903 | 4,506 | 19,185 |
| Netherlands Antilles | | 3,665 | 1,811 | 1,849 |
| Puerto Rico | 59,207 | 113,157 | 32,962 | 81,780 |
| St.Kitts and Nevis | | 210 | | |
| Trinidad and Tobago | 2,212 | 15,689 | 20,202 | 32,862 |
| CENTRAL AMERICA | 674,677 | 2,911,980 | 1,068,898 | 2,459,658 |
| Belize | 477 | 552 | 114 | 141,511 |
| Costa Rica | 16,152 | 16,703 | 5,755 | 27,279 |
| French West Indies | 35 | 35 | | |
| Guatemala | 103,673 | 209,492 | 99,137 | 301,395 |
| Honduras | 316 | 4,045 | 46,553 | 52,893 |
| Mexico | 552,403 | 2,678,965 | 915,889 | 1,935,066 |
| Nicaragua | 64 | 632 | | |
| Panama | 1,556 | 1,556 | 1,450 | 1,514 |
| SOUTH AMERICA | 10,043,682 | 17,976,922 | 6,724,320 | 11,400,648 |
| Argentina | 1,486,171 | 3,800,004 | 1,183,912 | 1,407,006 |
| Bolivia | | 2,695 | | |
| Bouvet Island | | 1,181 | 459 | 1,079 |
| Brazil | 7,966,136 | 13,049,903 | 4,469,793 | 8,405,361 |
| Chile | 461,938 | 851,344 | 930,057 | 1,286,846 |
| Colombia | 19,899 | 34,051 | 9,373 | 26,921 |
| Ecuador | 2,193 | 13,073 | | 14,682 |
| Falkland Is.Malvinas | | 1 | | |
| French Guiana | 11,045 | 11,045 | 12,980 | 12,980 |
| Guyana | | 945 | 3,302 | 3,302 |
| Paraguay | 32,552 | 58,531 | 15,015 | 53,456 |
| Peru | 56,368 | 130,999 | 73,607 | 107,176 |
| S.Georgia S.Sandw.Is | 37 | 37 | 2,593 | 2,593 |
| Suriname | | | 2,421 | 2,421 |
| Uruguay | 6,839 | 21,188 | 10,366 | 66,382 |
| Venezuela,Bolivar. R | 505 | 1,926 | 10,442 | 10,442 |
| NORTH AMERICA | 28,109,546 | 55,198,868 | 24,890,761 | 57,046,181 |
| Bermuda | | | | 19 |
| Canada | 9,814,735 | 16,216,691 | 1,582,442 | 5,419,990 |
| U.S.America | 18,294,811 | 38,982,177 | 23,308,319 | 51,626,171 |
| EASTERN EUROPE | 6,526,311 | 15,550,212 | 8,750,442 | 17,646,235 |
| Belarus | 776,324 | 1,255,031 | 353,963 | 1,175,313 |
| Bulgaria | 244,998 | 498,114 | 111,921 | 329,822 |
| Czech Republic | 418,465 | 890,985 | 627,330 | 982,187 |
| Hungary | 316,740 | 596,612 | 191,142 | 569,175 |
| Poland | 1,088,260 | 2,359,207 | 851,041 | 2,000,653 |
| Republic of Moldova | 1 | 263 | 8,862 | 23,217 |
| Romania | 292,108 | 672,249 | 1,811,807 | 2,129,867 |
| Russian Federation | 2,704,901 | 6,280,059 | 3,965,714 | 8,682,654 |
| Slovakia/Slovak R. | 92,916 | 156,833 | 182,495 | 337,299 |
| Ukraine | 591,598 | 2,840,858 | 646,166 | 1,416,050 |

Contd.

10.14 Imports by Areas and Countries / Territories

(In Thousand Rupees)

| Territories/Countries | Aug., 2019 | Cumulative From July,2019 | Aug., 2018 | Cumulative From July,2018 |
|------------------------|-------------------|---------------------------|-------------------|---------------------------|
| NORTHERN EUROPE | 13,529,667 | 29,497,637 | 20,977,358 | 38,447,516 |
| Denmark | 1,061,325 | 2,194,644 | 1,328,057 | 2,586,224 |
| Estonia | 44,568 | 147,273 | 36,161 | 110,497 |
| Faeroe Islands | | 1,579 | 13,418 | 13,418 |
| Finland | 833,907 | 1,920,956 | 1,438,558 | 2,814,040 |
| Iceland | 2,862 | 4,839 | 995 | 1,994 |
| Ireland | 943,138 | 1,991,930 | 690,135 | 1,791,585 |
| Latvia | 230,306 | 544,392 | 161,289 | 334,578 |
| Lithuania | 81,022 | 152,466 | 51,394 | 119,945 |
| Norway | 319,526 | 679,937 | 226,357 | 541,915 |
| Sweden | 2,060,250 | 3,922,726 | 2,748,459 | 5,860,718 |
| United Kingdom | 7,952,761 | 17,936,895 | 14,282,534 | 24,272,602 |
| SOUTHERN EUROPE | 8,508,580 | 18,842,653 | 9,014,763 | 16,873,176 |
| Albania | 12,623 | 15,273 | 4,894 | 5,936 |
| Andorra | | | 703 | 703 |
| Bosnia & Herzegovina | 7,803 | 28,726 | 7,258 | 17,969 |
| Croatia | 6,740 | 22,647 | 3,685 | 7,362 |
| Fr.Yugoslav R.Macedo | | | | 10 |
| Gibraltar | 358 | 358 | | 4,526 |
| Greece | 116,076 | 290,223 | 181,324 | 644,470 |
| Italy | 6,082,181 | 12,603,957 | 6,165,388 | 11,379,275 |
| Malta | 73,457 | 76,852 | 1,390 | 3,023 |
| Portugal | 362,929 | 533,844 | 253,582 | 438,617 |
| San Marino | 4,642 | 4,642 | | 1,172 |
| Serbia | 34,819 | 41,083 | 17,048 | 24,016 |
| Slovenia | 47,390 | 153,306 | 60,202 | 99,276 |
| Spain | 1,759,561 | 5,071,743 | 2,319,288 | 4,246,822 |
| WESTERN EUROPE | 38,137,100 | 77,208,998 | 35,363,931 | 74,707,747 |
| Austria | 1,732,774 | 3,581,878 | 1,805,758 | 4,016,756 |
| Belgium | 3,401,066 | 6,118,860 | 4,374,108 | 7,686,778 |
| Europien Union | 6,368,730 | 11,479,311 | 6,192,851 | 14,955,007 |
| France | 5,767,168 | 11,481,003 | 4,911,254 | 9,131,132 |
| Germany | 8,967,927 | 20,970,159 | 11,557,432 | 22,462,063 |
| Liechtenstein | 25,440 | 25,539 | 1,924 | 1,924 |
| Luxembourg | 30,395 | 134,048 | 18,718 | 134,875 |
| Monaco | | 1,276 | | 10 |
| Netherlands | 6,888,923 | 15,315,055 | 3,315,189 | 6,702,987 |
| Switzerland | 4,954,677 | 8,101,869 | 3,186,699 | 9,616,214 |
| EASTERN AFRICA | 4,624,629 | 9,933,103 | 8,180,034 | 17,337,520 |
| Burundi | 151,661 | 377,689 | 155,953 | 299,959 |
| Comoros | | | 19,162 | 19,162 |
| Eritrea | 2 | 2 | | |
| Ethiopia | 11,972 | 19,953 | 15,771 | 54,762 |
| Kenya | 3,695,748 | 7,785,813 | 4,864,102 | 10,154,202 |
| Madagascar | 3,139 | 17,191 | 9,898 | 286,012 |
| Malawi | 229 | 24,979 | 21,198 | 91,811 |
| Mauritius | 13,047 | 31,125 | 12,859 | 43,558 |
| Mayotte | | | | 26 |
| Mozambique | | 21,624 | 2,043,798 | 4,077,046 |
| Reunion | 39,911 | 59,085 | 37,546 | 63,298 |
| Rwanda | 421,470 | 937,624 | 499,423 | 1,004,516 |
| Seychelles | | 2,780 | 3,546 | 11,437 |
| Somalia | 18,394 | 38,584 | 24,089 | 40,295 |
| Uganda | 119,547 | 179,428 | 202,245 | 334,990 |
| U.R.of Tanzania | 128,022 | 410,797 | 113,788 | 307,679 |
| Zambia | | | 78,986 | 447,725 |
| Zimbabwe | 21,486 | 26,427 | 77,670 | 101,043 |
| MIDDLE AFRICA | 98,497 | 176,859 | 4,503,073 | 4,639,342 |
| Angola | 2,621 | 3,483 | | |

Contd.

10.14 Imports by Areas and Countries / Territories

(In Thousand Rupees)

| Territories/Countries | Aug., 2019 | Cumulative From July,2019 | Aug., 2018 | Cumulative From July,2018 |
|---------------------------|--------------------|---------------------------|--------------------|---------------------------|
| Cameroon | 292 | 35,397 | 11,435 | 29,500 |
| Central African R. | | | 105 | 105 |
| Chad | 17,094 | 19,970 | 4,675 | 69,816 |
| Congo, Republic of | 24,171 | 55,016 | 19,492 | 68,759 |
| D.R.of Congo | 47,801 | 47,801 | 4,506 | 8,190 |
| Equatorial G.(Ri.Mi) | | | 4,460,032 | 4,460,032 |
| Gabon | 6,518 | 15,192 | 2,828 | 2,940 |
| NORTHERN AFRICA | 10,232,788 | 30,377,429 | 7,097,847 | 14,574,809 |
| Algeria | 739 | 3,537,546 | 3,809 | 5,444 |
| Egypt(U.A.R.) | 5,323,615 | 18,212,860 | 2,399,249 | 3,530,082 |
| Libya | 46,596 | 96,640 | 67,030 | 115,302 |
| Morocco | 4,842,362 | 8,375,211 | 4,299,377 | 10,061,442 |
| Sudan | 8,817 | 57,408 | 265,406 | 716,568 |
| Tunisia | 10,660 | 97,763 | 62,976 | 145,970 |
| SOUTHERN AFRICA | 11,889,228 | 25,251,801 | 11,199,359 | 26,997,856 |
| Botswana | 4,224 | 5,948 | 1,968 | 2,360 |
| Canary Islands | | | | 15 |
| Namibia | 1,838 | 3,700 | 78,053 | 78,053 |
| South Africa | 11,797,498 | 24,802,530 | 11,068,628 | 26,729,409 |
| Swaziland | 85,668 | 439,622 | 50,711 | 188,020 |
| WESTERN AFRICA | 8,352,242 | 8,632,394 | 7,342,422 | 12,362,205 |
| Benin | | | 3,868 | 3,868 |
| Cape Verde | | 6,164 | 5,298 | 5,372 |
| Co.te d,Ivoire(Fr.Iv) | 81,618 | 234,947 | 81,620 | 83,535 |
| Gambia | 15,454 | 48,550 | 11,581 | 23,042 |
| Ghana | 72,180 | 83,255 | 50,791 | 96,525 |
| Guinea | 6 | 6 | 6,255 | 4,923,335 |
| Guinea-Bissau | | | | 286 |
| Liberia | | | 1,625 | 1,625 |
| Mali | 61 | 3,297 | | |
| Nigeria | 8,173,259 | 8,178,742 | 7,153,525 | 7,167,774 |
| Senegal | 2,371 | 8,437 | 21,962 | 50,374 |
| Sierra Leone | | 40,059 | 2,521 | 2,573 |
| St. Helena | | | 725 | 1,246 |
| Togo | 7,294 | 28,937 | 2,650 | 2,650 |
| EASTERN ASIA | 185,757,927 | 371,439,715 | 192,115,676 | 371,843,688 |
| China | 144,206,382 | 293,394,928 | 151,591,750 | 289,200,319 |
| Hong Kong S.A.Re.Chi | 836,892 | 1,799,956 | 1,566,326 | 3,741,067 |
| Japan | 21,212,512 | 42,439,952 | 23,318,463 | 48,121,532 |
| Korea D.P.Republic | 849 | 4,686 | 39,635 | 104,980 |
| Korea, Republic of | 11,464,591 | 20,454,425 | 10,020,304 | 19,940,583 |
| Macao.China | | | | 74 |
| O.Asia(Tai.For.Pe.Ki) | 8,036,701 | 13,345,769 | 5,579,197 | 10,735,133 |
| SOUTH-CENTRAL ASIA | 22,828,130 | 52,706,539 | 26,794,875 | 54,052,433 |
| Afghanistan | 6,431,521 | 12,224,374 | 6,054,818 | 11,152,729 |
| Bangladesh | 190,653 | 362,002 | 913,787 | 1,676,900 |
| India | 10,156,892 | 26,297,826 | 14,516,469 | 30,941,371 |
| Iran (Islamic R.) | 5,209,865 | 12,234,549 | 4,661,460 | 8,574,214 |
| Kazakstan | 72 | 20,252 | 71,612 | 120,629 |
| Kyrgyzstan/Kyrgyz R. | 57 | 521 | | |
| Nepal | | 78 | 2,606 | 5,093 |
| Sri Lanka | 707,133 | 1,336,663 | 490,055 | 1,229,874 |
| Tajikistan | 1,572 | 1,572 | 10,104 | 10,641 |
| Turkmenistan | 23,339 | 28,465 | 28,535 | 262,415 |
| Uzbekistan | 107,026 | 200,237 | 45,430 | 78,568 |
| SOUTH-EASTERN ASIA | 70,867,611 | 134,337,764 | 59,271,480 | 123,252,959 |
| Cambodia Fr.Kampuche | 8,129 | 22,495 | 10,075 | 23,737 |
| Timor Leste | | | 39 | 39 |

Contd.

10.14 Imports by Areas and Countries / Territories

(In Thousand Rupees)

| Territories/Countries | Aug., 2019 | Cumulative From July,2019 | Aug., 2018 | Cumulative From July,2018 |
|----------------------------------|--------------------|---------------------------|--------------------|---------------------------|
| Indonesia | 27,647,691 | 47,342,920 | 27,043,005 | 50,598,363 |
| Lao People's D.R. | | 54 | 139 | 104,488 |
| Malaysia | 14,109,070 | 23,512,092 | 10,418,559 | 26,394,816 |
| Myanmar | 34,340 | 96,893 | 9,527 | 36,636 |
| Philippines | 770,577 | 1,677,561 | 629,678 | 1,343,954 |
| Singapore | 8,849,682 | 22,302,287 | 3,650,048 | 10,056,640 |
| Thailand | 13,673,040 | 26,985,947 | 14,390,246 | 28,581,377 |
| Viet Nam | 5,775,082 | 12,397,514 | 3,120,164 | 6,112,909 |
| WESTERN ASIA | 163,522,130 | 320,993,990 | 182,645,318 | 352,946,320 |
| Armenia | 1,184 | 1,184 | | |
| Azerbaijan | | 16,566 | 1,568 | 14,338 |
| Bahrain | 323,773 | 844,053 | 375,475 | 845,520 |
| Cyprus | 24,427 | 41,975 | 22,163 | 30,239 |
| Gaza Strip | 103 | 103 | | 304 |
| Georgia | 4,070 | 4,377 | 66 | 9,267 |
| Iraq | 564,395 | 1,226,084 | 431,404 | 551,352 |
| Jordan | 477,938 | 770,679 | 317,274 | 529,960 |
| Kuwait | 14,871,817 | 34,696,998 | 11,761,325 | 24,226,548 |
| Lebanon | 41,279 | 86,113 | 7,899 | 96,630 |
| Oman | 7,001,118 | 17,111,907 | 8,698,132 | 15,852,671 |
| Qatar | 31,675,837 | 58,194,082 | 27,014,393 | 61,223,704 |
| Saudi Arabia | 23,693,276 | 48,500,276 | 40,252,548 | 64,312,613 |
| Syrian Arab Republic | 4,091 | 6,300 | | 2,238 |
| Turkey | 5,591,232 | 9,441,303 | 3,398,767 | 6,240,424 |
| United Arab Emirates | 78,993,097 | 149,507,110 | 90,304,291 | 178,824,845 |
| Yemen | 254,493 | 544,878 | 60,014 | 185,666 |
| AUSTRALIA AND NEW ZEALAND | 4,251,925 | 6,533,202 | 8,078,796 | 15,105,510 |
| Australia | 3,764,391 | 5,634,980 | 7,559,277 | 14,106,501 |
| Christmas Islands | 2,420 | 3,601 | 13,050 | 13,284 |
| New Zealand | 485,107 | 894,484 | 506,454 | 983,059 |
| Norfolk Island | | 126 | | |
| US.Minor Outlying Is | 6 | 11 | 16 | 2,666 |
| MELANESIA | 1 | 7 | 13,985 | 20,272 |
| New Caledonia | | | 9,306 | 15,594 |
| Papua New Guinea | | | 2,993 | 2,993 |
| Solomon Islands | | | 1,686 | 1,686 |
| Vanuatu | 1 | 7 | | |
| MICRONESIA | | 2,650 | 2 | 2 |
| Kiribati | | | 2 | 2 |
| Northern Mariana Is. | | 2,650 | | |
| POLYNESIA | 2 | 4,372 | 2,586 | 2,640 |
| American Samoa | | 4,357 | | 18 |
| Pitcairn | | | | 33 |
| Samoa | | | 314 | 314 |
| Tokelau | | | 2,272 | 2,272 |
| Tuvalu | 2 | 15 | | 2 |

10.15 Re-imports by Areas and Countries / Territories

(In Thousand Rupees)

| Territories/Countries | Aug., 2019 | Cumulative From July,2019 | Aug., 2018 | Cumulative From July,2018 |
|------------------------|------------|---------------------------|------------|---------------------------|
| GRAND TOTALS | 212,676 | 801,658 | 2,878,335 | 5,526,143 |
| LATIN AMERICA | | | 541 | 541 |
| Dominican Republic | | | 541 | 541 |
| CENTRAL AMERICA | | | 3,298 | 4,310 |
| Belize | | | 1,510 | 1,510 |
| Honduras | | | 943 | 1,883 |
| Mexico | | | | 73 |
| Nicaragua | | | 844 | 844 |
| SOUTH AMERICA | 721 | 721 | 28,674 | 29,792 |
| Argentina | | | | 76 |
| Chile | | | 28,674 | 28,674 |
| Peru | 721 | 721 | | 1,041 |
| NORTH AMERICA | 12,421 | 150,086 | 1,057,994 | 2,304,691 |
| Canada | | 23,972 | 92,267 | 243,044 |
| U.S.America | 12,421 | 126,114 | 965,727 | 2,061,647 |
| EASTERN EUROPE | 2,425 | 2,425 | | 11,002 |
| Bulgaria | | | | 1,090 |
| Czech Republic | 1,038 | 1,038 | | |
| Poland | | | | 9,912 |
| Ukraine | 1,387 | 1,387 | | |
| NORTHERN EUROPE | 10,659 | 28,991 | 66,336 | 119,344 |
| Denmark | 1,685 | 1,685 | 14,012 | 15,075 |
| Ireland | | | | 1,641 |
| Norway | | | 17,557 | 22,585 |
| Sweden | | | 5,793 | 22,812 |
| United Kingdom | 8,974 | 27,306 | 28,974 | 57,230 |
| SOUTHERN EUROPE | 12,852 | 49,372 | 55,654 | 123,037 |
| Greece | | | 6,337 | 9,343 |
| Italy | 4,011 | 19,889 | 46,479 | 103,388 |
| Portugal | | 15,580 | 3 | 3 |
| Spain | 8,841 | 13,904 | 2,835 | 10,303 |
| WESTERN EUROPE | 18,048 | 92,709 | 111,034 | 159,390 |
| Austria | | 187 | | |
| Belgium | | 33,869 | 19,374 | 31,485 |
| France | 1,142 | 5,532 | 15,126 | 17,929 |
| Germany | 5,691 | 23,146 | 61,089 | 83,870 |
| Netherlands | 10,196 | 15,304 | 15,444 | 19,350 |
| Switzerland | 1,020 | 14,670 | | 6,756 |

Contd.

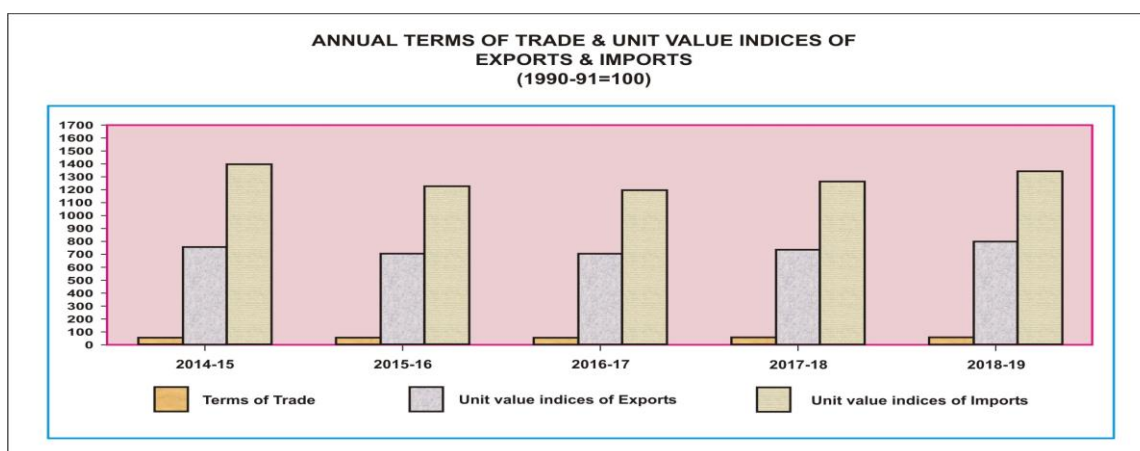
10.15 Re-imports by Areas and Countries / Territories

(In Thousand Rupees)

| Territories/Countries | Aug., 2019 | Cumulative From July,2019 | Aug., 2018 | Cumulative From July,2018 |
|----------------------------------|------------|---------------------------|------------|---------------------------|
| EASTERN AFRICA | | 788 | 7,357 | 8,305 |
| B.Indian Ocean Terr. | | 788 | | |
| Ethiopia | | | 7,357 | 7,357 |
| Mauritius | | | | 948 |
| NORTHERN AFRICA | | | | 76 |
| Egypt(U.A.R.) | | | | 76 |
| SOUTHERN AFRICA | | | 20,092 | 34,182 |
| South Africa | | | 20,092 | 33,981 |
| Swaziland | | | | 201 |
| EASTERN ASIA | 121,893 | 398,389 | 1,086,633 | 1,893,305 |
| China | 65,641 | 234,073 | 618,606 | 1,094,162 |
| Hong Kong S.A.Re.Chi | 14,740 | 36,780 | 16,105 | 30,374 |
| Japan | 16,524 | 29,375 | 241,643 | 439,389 |
| Korea D.P.Republic | | | | 1,188 |
| Korea, Republic of | 7,337 | 50,176 | 176,150 | 243,374 |
| O.Asia(Tai.For.Pe.Ki | 17,651 | 47,985 | 34,129 | 84,819 |
| SOUTH-CENTRAL ASIA | 9,077 | 18,366 | 125,204 | 269,639 |
| Bangladesh | | 77 | 3,780 | 6,226 |
| India | 5,226 | 11,419 | 108,546 | 242,086 |
| Iran (Islamic R.) | | | | 946 |
| Sri Lanka | 3,852 | 6,870 | 12,879 | 20,381 |
| SOUTH-EASTERN ASIA | 21,138 | 49,432 | 155,417 | 308,894 |
| Indonesia | 12,902 | 20,628 | 116,679 | 198,324 |
| Malaysia | 4,246 | 6,145 | 25,361 | 69,555 |
| Philippines | 230 | 230 | 12 | 12 |
| Singapore | 3 | 4,488 | 3,299 | 11,703 |
| Thailand | 3,253 | 8,187 | 3,002 | 6,410 |
| Viet Nam | 503 | 9,755 | 7,064 | 22,891 |
| WESTERN ASIA | 3,441 | 10,365 | 140,369 | 221,739 |
| Bahrain | | | 6,098 | 10,540 |
| Oman | | | 884 | 884 |
| Qatar | | | 2,256 | 7,088 |
| Saudi Arabia | | 41 | 9,710 | 24,339 |
| Turkey | 2,077 | 7,321 | 47,595 | 58,691 |
| United Arab Emirates | 1,365 | 3,002 | 73,826 | 120,196 |
| AUSTRALIA AND NEW ZEALAND | | 13 | 19,732 | 37,896 |
| Australia | | | 19,732 | 37,896 |
| New Zealand | | 13 | | |

10.16 Annual and Quarterly Terms of Trade and Unit Value Indices of Exports and Imports (1990-91=100)

| Year/ Quarter | Terms of Trade | Unit Value Indices of Exports | Unit Value Indices of Imports |
|-----------------|----------------|-------------------------------|-------------------------------|
| 2014-15 | 54.43 | 759.21 | 1,394.74 |
| 2015-16 | 57.99 | 705.02 | 1,215.80 |
| 2016-17 | 58.64 | 703.39 | 1,199.54 |
| 2017-18 | 58.31 | 735.50 | 1,261.25 |
| 2018-19 | 59.21 | 794.77 | 1,342.30 |
| 2014-15 Jul-Sep | 52.24 | 753.27 | 1,441.89 |
| Oct-Dec | 54.48 | 762.69 | 1,399.87 |
| Jan-Mar | 56.69 | 769.06 | 1,356.61 |
| Apr-Jun | 54.46 | 751.81 | 1,380.57 |
| 2015-16 Jul-Sep | 54.97 | 712.89 | 1,296.84 |
| Oct-Dec | 58.35 | 701.89 | 1,202.89 |
| Jan-Mar | 59.56 | 703.02 | 1,180.31 |
| Apr-Jun | 59.36 | 702.28 | 1,183.17 |
| 2016-17 Jul-Sep | 58.67 | 697.00 | 1,188.06 |
| Oct-Dec | 59.05 | 703.81 | 1,191.83 |
| Jan-Mar | 58.47 | 703.47 | 1,203.03 |
| Apr-Jun | 58.37 | 709.28 | 1,215.22 |
| 2017-18 Jul-Sep | 58.76 | 707.53 | 1204.15 |
| Oct-Dec | 59.16 | 715.14 | 1208.87 |
| Jan-Mar | 58.42 | 751.52 | 1286.34 |
| Apr-Jun | 57.06 | 767.80 | 1345.64 |
| 2018-19 Jul-Sep | 57.67 | 755.16 | 1309.39 |
| Oct-Dec | 59.63 | 795.77 | 1334.50 |
| Jan-Mar | 60.82 | 807.94 | 1328.50 |
| Apr-Jun | 58.72 | 820.19 | 1,396.81 |



10.17 Index Numbers of Unit Values of Exports by Groups (1990-91=100)

| Year /Quarter | All Groups | Food & Live Animals | Beverages & Tobacco | Crude Materials Inedible Except Fuels | Mineral Fuels & Lubricants | Chemicals | Manufactured Goods | Machinery & Transport Equipment | Misc. Manufactured Articles |
|-----------------|------------|---------------------|---------------------|---------------------------------------|----------------------------|-----------|--------------------|---------------------------------|-----------------------------|
| 2014-15 | 759.21 | 1057.47 | 1148.80 | 999.87 | 1713.20 | 935.18 | 667.05 | 1789.37 | 728.76 |
| 2015-16 | 705.02 | 944.46 | 1217.42 | 920.79 | 1092.25 | 1000.41 | 607.38 | 1873.58 | 774.38 |
| 2016-17 | 703.39 | 912.62 | 1240.70 | 894.27 | 1136.42 | 1029.70 | 595.74 | 1740.35 | 799.30 |
| 2017-18 | 735.50 | 1134.29 | 1061.25 | 1043.30 | 1485.92 | 1054.28 | 580.96 | 1838.42 | 820.87 |
| 2018-19 | 794.77 | 1229.51 | 860.48 | 1119.52 | 2016.59 | 1129.18 | 616.90 | 1466.32 | 887.27 |
| 2014-15 Jul-Sep | 753.27 | 1027.99 | 1123.85 | 988.05 | 1853.14 | 929.85 | 676.38 | 1722.41 | 692.43 |
| Oct-Dec | 762.69 | 1071.97 | 1171.54 | 1000.56 | 1862.62 | 935.86 | 677.14 | 1781.57 | 740.31 |
| Jan-Mar | 769.06 | 1075.01 | 1148.08 | 1030.34 | 1732.30 | 946.52 | 679.02 | 1787.10 | 728.26 |
| Apr-Jun | 751.81 | 1054.91 | 1151.73 | 980.52 | 1404.75 | 928.49 | 635.66 | 1866.41 | 754.05 |
| 2015-16 Jul-Sep | 712.89 | 973.60 | 1144.34 | 964.35 | 1423.80 | 994.53 | 628.77 | 1955.09 | 730.30 |
| Oct-Dec | 701.89 | 935.34 | 1176.96 | 908.48 | 1022.94 | 995.70 | 601.06 | 1858.72 | 782.09 |
| Jan-Mar | 703.02 | 929.68 | 1250.14 | 921.27 | 1045.51 | 1021.47 | 599.41 | 1866.25 | 795.28 |
| Apr-Jun | 702.28 | 939.22 | 1298.25 | 889.05 | 876.75 | 989.95 | 600.29 | 1814.27 | 789.83 |
| 2016-17 Jul-Sep | 697.00 | 972.71 | 1239.28 | 909.02 | 1069.37 | 993.34 | 590.69 | 1780.89 | 762.86 |
| Oct-Dec | 703.81 | 928.54 | 1223.96 | 880.70 | 1080.33 | 1032.44 | 597.47 | 1719.51 | 794.66 |
| Jan-Mar | 703.47 | 869.54 | 1211.78 | 876.35 | 1228.96 | 1025.79 | 599.28 | 1724.91 | 802.38 |
| Apr-Jun | 709.28 | 879.70 | 1287.78 | 910.99 | 1167.02 | 1067.24 | 595.50 | 1736.07 | 837.29 |
| 2017-18 Jul-Sep | 707.53 | 983.63 | 1157.74 | 928.64 | 1144.95 | 1062.88 | 577.94 | 1718.62 | 821.49 |
| Oct-Dec | 715.14 | 985.76 | 1104.99 | 1001.63 | 1400.72 | 1023.88 | 578.22 | 1711.85 | 821.12 |
| Jan-Mar | 751.52 | 1249.74 | 1006.31 | 1110.20 | 1613.21 | 1062.85 | 585.10 | 1972.26 | 809.21 |
| Apr-Jun | 767.80 | 1318.04 | 975.95 | 1132.73 | 1784.79 | 1067.51 | 582.59 | 1950.95 | 831.64 |
| 2018-19 Jul-Sep | 755.16 | 1153.35 | 959.54 | 1109.62 | 2063.32 | 1110.95 | 586.37 | 1461.01 | 830.31 |
| Oct-Dec | 795.77 | 1257.44 | 848.99 | 1024.09 | 2082.45 | 1146.10 | 620.96 | 1381.52 | 873.19 |
| Jan-Mar | 807.94 | 1242.14 | 819.37 | 1167.73 | 1842.06 | 1095.42 | 629.44 | 1456.97 | 915.65 |
| Apr-Jun | 820.19 | 1265.12 | 814.02 | 1176.63 | 2078.54 | 1164.26 | 630.83 | 1565.78 | 929.93 |

* : Provisional

10.18 Index Numbers of Unit Values of Imports by Groups (1990-91=100)

| Year/Quarter | All groups | Food and Live animals | Beverages & Tobacco | Crude materials inedible except fuels | Mineral fuels & Lubricants | Animal or Veg. oils & Fats | Chemicals | Manufactured goods | Machinery & Transport equipment | Misc. manufactured articles |
|-----------------|------------|-----------------------|---------------------|---------------------------------------|----------------------------|----------------------------|-----------|--------------------|---------------------------------|-----------------------------|
| 2014-15 | 1,394.74 | 891.28 | 1,620.65 | 1,048.08 | 1,511.85 | 1,037.83 | 1,256.50 | 1,026.39 | 1,985.27 | 1,854.42 |
| 2015-16 | 1,215.80 | 839.11 | 1,700.77 | 1,031.47 | 919.48 | 1,011.65 | 1,193.67 | 920.53 | 1,913.99 | 2,376.63 |
| 2016-17 | 1,199.54 | 839.73 | 1,757.42 | 1,027.69 | 811.76 | 1,086.72 | 1,264.82 | 924.51 | 1,878.69 | 2,445.41 |
| 2017-18 | 1,261.25 | 943.23 | 1,656.22 | 1,020.56 | 1,030.32 | 1,010.73 | 1,264.05 | 939.97 | 1,913.85 | 2,652.61 |
| 2018-19 | 1,342.30 | 908.93 | 1,325.61 | 1,102.13 | 1,564.46 | 995.35 | 1,335.10 | 1,110.15 | 1,458.64 | 2,186.14 |
| 2014-15 Jul-Sep | 1,441.89 | 882.91 | 1,551.52 | 1,050.88 | 1,810.51 | 1,040.06 | 1,218.48 | 993.38 | 1,889.96 | 1,701.41 |
| Oct-Dec | 1,399.87 | 893.21 | 1,590.81 | 1,065.79 | 1,522.96 | 1,056.54 | 1,254.97 | 1,030.45 | 1,969.44 | 1,807.08 |
| Jan-Mar | 1,356.61 | 895.47 | 1,651.30 | 1,039.03 | 1,366.90 | 1,006.23 | 1,256.20 | 1,044.23 | 1,995.28 | 1,892.80 |
| Apr-Jun | 1,380.57 | 893.54 | 1,688.98 | 1,036.61 | 1,347.03 | 1,048.50 | 1,296.34 | 1,037.49 | 2,086.41 | 2,016.39 |
| 2015-16 Jul-Sep | 1,296.84 | 819.90 | 1,670.50 | 994.97 | 1,260.75 | 1,032.17 | 1,175.87 | 905.12 | 1,926.97 | 2,242.88 |
| Oct-Dec | 1,202.89 | 824.90 | 1,691.32 | 1,109.19 | 912.40 | 1,028.06 | 1,141.86 | 929.56 | 1,882.96 | 2,372.44 |
| Jan-Mar | 1,180.31 | 865.60 | 1,747.55 | 1,012.94 | 741.34 | 978.61 | 1,210.14 | 924.91 | 1,934.80 | 2,434.43 |
| Apr-Jun | 1,183.17 | 846.04 | 1,693.71 | 1,008.77 | 763.42 | 1,007.74 | 1,246.79 | 922.51 | 1,911.24 | 2,456.76 |
| 2016-17 Jul-Sep | 1,188.06 | 816.59 | 1,708.34 | 1,025.79 | 778.82 | 1,026.36 | 1,251.62 | 925.94 | 1,888.38 | 2,512.37 |
| Oct-Dec | 1,191.83 | 833.16 | 1,782.93 | 1,030.30 | 738.98 | 1,164.61 | 1,309.73 | 976.44 | 1,863.34 | 2,643.91 |
| Jan-Mar | 1,203.03 | 838.92 | 1,794.93 | 1,003.50 | 863.49 | 1,080.97 | 1,269.88 | 878.71 | 1,864.85 | 2,327.08 |
| Apr-Jun | 1,215.22 | 870.25 | 1,743.47 | 1,051.17 | 865.73 | 1,074.94 | 1,228.04 | 916.94 | 1,898.20 | 2,298.27 |
| 2017-18 Jul-Sep | 1204.15 | 942.64 | 1738.68 | 1054.78 | 811.87 | 1032.09 | 1289.49 | 873.98 | 1944.40 | 2505.71 |
| Oct-Dec | 1208.87 | 946.81 | 1715.21 | 971.90 | 924.12 | 1036.51 | 1210.02 | 868.99 | 1891.17 | 2672.14 |
| Jan-Mar | 1286.34 | 970.36 | 1665.73 | 978.48 | 1121.57 | 974.20 | 1275.04 | 952.16 | 1907.81 | 2704.75 |
| Apr-Jun | 1345.64 | 913.10 | 1505.24 | 1077.07 | 1263.70 | 1000.12 | 1281.66 | 1064.75 | 1912.03 | 2727.83 |
| 2018-19 Jul-Sep | 1309.39 | 826.75 | 1643.09 | 1087.66 | 1487.85 | 1032.99 | 1272.16 | 1011.90 | 1570.33 | 2054.76 |
| Oct-Dec | 1334.50 | 845.71 | 860.74 | 1088.60 | 1594.79 | 1029.84 | 1333.91 | 1110.55 | 1408.58 | 2088.00 |
| Jan-Mar | 1328.50 | 920.98 | 1378.04 | 1087.30 | 1541.60 | 908.17 | 1356.71 | 1136.77 | 1418.63 | 2293.25 |
| Apr-Jun | 1396.81 | 1042.27 | 1420.56 | 1144.96 | 1633.60 | 1010.39 | 1377.62 | 1181.39 | 1437.02 | 2308.56 |

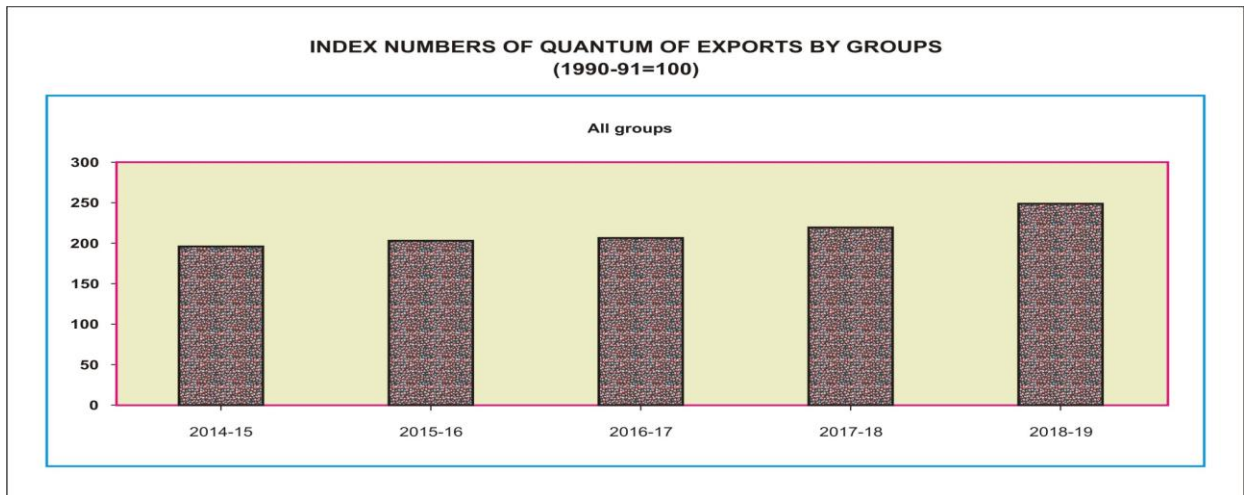
* : Provisional

Note: Trade Indices of Imports and Terms of Trade From Jul-Sep, 2014 to Apr-Jun, 2017 has been revised

10.19 Index Numbers of Quantum of Exports by Groups (1990-91=100)

| Year/Quarter | All groups | Food and Live animals | Beverages & Tobacco | Crude materials inedible except fuels | Mineral fuels & Lubricants | Chemicals | Manufactured goods | Machinery & Transport equipment | Misc. manufactured articles |
|-----------------|------------|-----------------------|---------------------|---------------------------------------|----------------------------|-----------|--------------------|---------------------------------|-----------------------------|
| 2014-15 | 195.45 | 224.40 | 100.30 | 264.75 | 176.22 | 973.58 | 181.68 | 3,964.39 | 201.19 |
| 2015-16 | 203.66 | 243.09 | 112.67 | 307.85 | 57.34 | 689.93 | 182.42 | 3,767.50 | 223.68 |
| 2016-17 | 205.99 | 250.96 | 153.01 | 214.11 | 51.33 | 477.37 | 186.39 | 3,911.82 | 236.30 |
| 2017-18 | 220.55 | 265.35 | 365.63 | 232.04 | 80.27 | 404.57 | 198.35 | 2,394.26 | 258.08 |
| 2018-19 | 248.38 | 265.65 | 439.61 | 239.38 | 100.90 | 586.22 | 205.60 | 2,636.51 | 349.13 |
| 2014-15 Jul-Sep | 201.64 | 189.93 | 90.87 | 389.05 | 361.14 | 952.31 | 183.05 | 4,343.64 | 202.72 |
| Oct-Dec | 205.65 | 266.45 | 51.38 | 333.54 | 123.62 | 1,240.35 | 187.56 | 3,283.23 | 194.18 |
| Jan-Mar | 197.74 | 235.44 | 74.56 | 246.63 | 85.83 | 790.96 | 183.40 | 3,932.27 | 205.36 |
| Apr-Jun | 176.75 | 205.76 | 184.39 | 89.77 | 134.28 | 910.69 | 172.69 | 4,298.43 | 202.50 |
| 2015-16 Jul-Sep | 187.10 | 183.52 | 68.33 | 285.36 | 76.97 | 1,029.59 | 176.67 | 3,211.01 | 194.95 |
| Oct-Dec | 193.24 | 251.95 | 54.14 | 218.76 | 50.57 | 778.60 | 177.06 | 2,601.52 | 204.57 |
| Jan-Mar | 228.18 | 303.57 | 179.45 | 528.59 | 70.12 | 467.59 | 186.41 | 3,782.17 | 256.89 |
| Apr-Jun | 206.13 | 233.33 | 148.74 | 198.69 | 31.70 | 483.95 | 189.54 | 5,475.29 | 238.30 |
| 2016-17 Jul-Sep | 189.72 | 161.56 | 101.01 | 178.53 | 29.85 | 560.84 | 185.85 | 5,242.08 | 217.09 |
| Oct-Dec | 204.38 | 230.40 | 60.64 | 229.57 | 66.56 | 535.91 | 190.00 | 3,267.99 | 228.32 |
| Jan-Mar | 222.94 | 344.66 | 375.12 | 230.59 | 60.11 | 330.08 | 185.81 | 1,406.28 | 261.12 |
| Apr-Jun | 206.92 | 267.23 | 75.27 | 217.73 | 48.78 | 482.64 | 183.89 | 5,730.94 | 238.65 |
| 2017-18 Jul-Sep | 208.83 | 195.97 | 70.63 | 253.13 | 81.81 | 474.05 | 196.73 | 4,311.95 | 242.12 |
| Oct-Dec | 217.24 | 261.12 | 1,141.54 | 265.85 | 65.50 | 381.88 | 197.94 | 392.41 | 243.71 |
| Jan-Mar | 225.06 | 330.85 | 119.06 | 215.19 | 98.96 | 335.44 | 192.78 | 3,812.76 | 261.95 |
| Apr-Jun | 231.06 | 273.44 | 131.29 | 194.00 | 74.82 | 426.90 | 205.95 | 1,059.91 | 284.53 |
| 2018-19 Jul-Sep | 219.21 | 187.88 | 49.61 | 165.34 | 106.39 | 442.32 | 203.44 | 3,719.04 | 282.43 |
| Oct-Dec | 247.15 | 265.90 | 1,220.69 | 256.43 | 93.03 | 771.10 | 207.38 | 777.27 | 334.28 |
| Jan-Mar | 260.91 | 323.55 | 73.18 | 233.70 | 91.25 | 598.68 | 210.11 | 1,454.36 | 363.55 |
| Apr-Jun | 266.25 | 285.28 | 414.94 | 302.04 | 112.92 | 532.79 | 201.46 | 4,595.35 | 416.24 |

* : Provisional

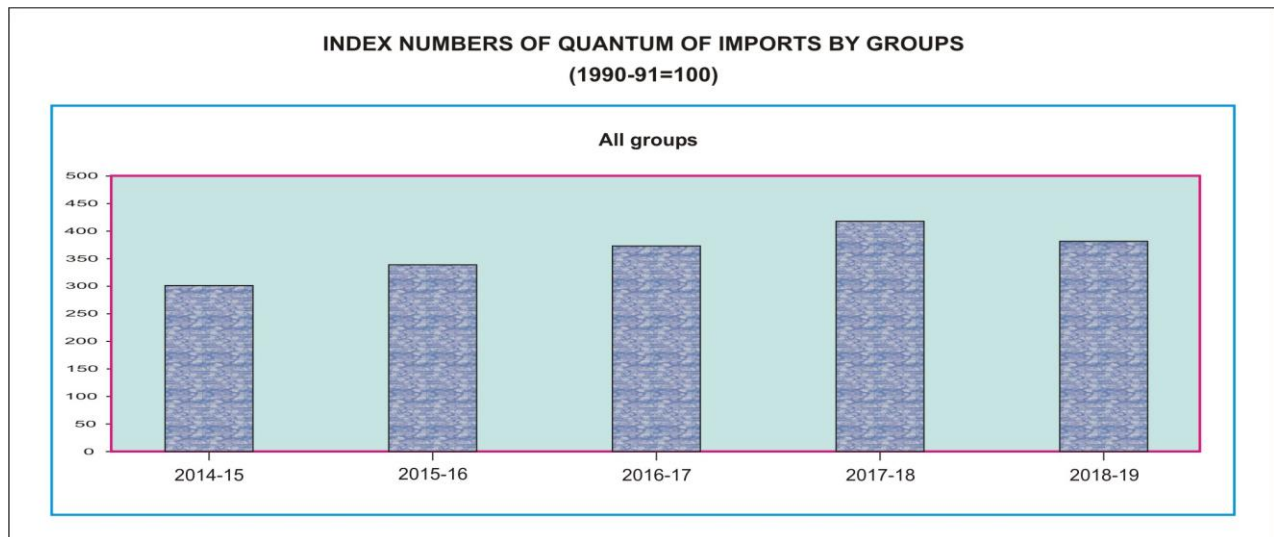


10.20 Index Numbers of Quantum of Imports by Groups (1990-91=100)

| Year/Quarter | All groups | Food and Live animals | Beverages & Tobacco | Crude materials inedible except fuels | Mineral fuels & Lubricants | Animal or Veg. oils & Fats | Chemicals | Manufactured goods | Machinery & Transport equipment | Misc. manufactured articles |
|-----------------|------------|-----------------------|---------------------|---------------------------------------|----------------------------|----------------------------|-----------|--------------------|---------------------------------|-----------------------------|
| 2014-15 | 302.00 | 222.61 | 317.90 | 531.02 | 184.42 | 179.33 | 271.01 | 345.01 | 478.50 | 307.93 |
| 2015-16 | 338.04 | 273.06 | 287.46 | 628.07 | 185.23 | 221.25 | 266.35 | 319.43 | 584.63 | 405.89 |
| 2016-17 | 372.05 | 270.02 | 331.01 | 674.28 | 216.36 | 208.63 | 282.89 | 369.12 | 655.19 | 389.38 |
| 2017-18 | 415.76 | 213.34 | 326.87 | 828.29 | 212.55 | 233.56 | 333.01 | 374.78 | 821.58 | 553.03 |
| 2018-19 | 381.96 | 260.63 | 513.65 | 796.42 | 173.12 | 236.21 | 358.27 | 319.70 | 708.22 | 447.43 |
| 2014-15 Jul-Sep | 302.79 | 322.99 | 416.31 | 354.13 | 197.38 | 189.47 | 275.38 | 273.72 | 521.40 | 302.25 |
| Oct-Dec | 304.19 | 229.82 | 369.89 | 685.69 | 186.84 | 167.77 | 270.55 | 274.76 | 470.31 | 296.49 |
| Jan-Mar | 294.10 | 174.63 | 205.90 | 595.97 | 144.66 | 163.79 | 258.24 | 482.00 | 428.76 | 371.67 |
| Apr-Jun | 306.91 | 162.98 | 279.49 | 488.27 | 208.80 | 196.30 | 279.88 | 349.54 | 493.54 | 261.29 |
| 2015-16 Jul-Sep | 297.23 | 292.22 | 311.01 | 375.83 | 171.95 | 212.82 | 245.87 | 284.84 | 513.14 | 407.12 |
| Oct-Dec | 361.08 | 311.72 | 251.34 | 598.92 | 173.34 | 224.04 | 302.20 | 347.62 | 635.68 | 489.68 |
| Jan-Mar | 311.29 | 245.24 | 298.83 | 876.98 | 162.37 | 223.11 | 229.82 | 310.33 | 469.95 | 357.26 |
| Apr-Jun | 382.54 | 243.07 | 288.66 | 660.54 | 233.27 | 225.04 | 287.52 | 334.92 | 719.73 | 369.48 |
| 2016-17 Jul-Sep | 324.26 | 222.22 | 243.38 | 417.44 | 204.18 | 192.07 | 272.18 | 374.67 | 545.17 | 392.47 |
| Oct-Dec | 352.36 | 286.10 | 379.05 | 576.31 | 213.16 | 204.04 | 300.94 | 367.29 | 589.25 | 403.18 |
| Jan-Mar | 414.50 | 312.94 | 243.74 | 878.87 | 201.43 | 217.82 | 275.54 | 350.76 | 818.18 | 415.75 |
| Apr-Jun | 397.06 | 258.83 | 457.87 | 824.50 | 246.65 | 220.58 | 302.79 | 383.76 | 668.15 | 346.10 |
| 2017-18 Jul-Sep | 365.92 | 224.57 | 320.56 | 530.50 | 207.04 | 242.68 | 312.75 | 376.46 | 680.17 | 442.11 |
| Oct-Dec | 372.07 | 218.61 | 238.51 | 598.41 | 232.48 | 232.29 | 341.87 | 334.21 | 652.45 | 505.88 |
| Jan-Mar | 402.37 | 220.53 | 330.98 | 1,051.77 | 192.19 | 227.20 | 324.37 | 364.80 | 726.09 | 602.77 |
| Apr-Jun | 522.69 | 189.66 | 417.42 | 1,132.47 | 218.48 | 232.05 | 353.04 | 423.65 | 1,227.62 | 661.35 |
| 2018-19 Jul-Sep | 369.94 | 252.15 | 385.19 | 530.15 | 172.48 | 236.82 | 356.87 | 312.57 | 738.08 | 395.82 |
| Oct-Dec | 400.29 | 251.91 | 718.44 | 596.10 | 185.18 | 231.46 | 386.79 | 298.05 | 844.33 | 462.74 |
| Jan-Mar | 373.20 | 224.36 | 600.79 | 951.20 | 154.29 | 238.26 | 327.49 | 346.13 | 682.37 | 386.94 |
| Apr-Jun | 384.39 | 314.10 | 350.16 | 1,108.22 | 180.51 | 238.31 | 361.93 | 322.03 | 568.11 | 544.22 |

*: Provisional

Note: Trade Indices of Imports and Terms of Trade From Jul-Sep, 2014 to Apr-Jun, 2017 has been revised



10.21 Trade in Services (Summary) May, 2019

Rs. In Million
Dollars in Thousands

| Description | * May, 2019 | | ** April, 2019 | | % Change in May, 2019 over April, 2019 | |
|---|-------------------|---------------------|-------------------|-------------------|---|--------|
| | Rs | \$ | Rs | \$ | Rs | \$ |
| Export of Services (TOTAL) | <u>63,241.51</u> | <u>434,076.00</u> | <u>63,694.45</u> | <u>451,207.00</u> | -0.71 | -3.80 |
| 1.Manufacturing services on physical inputs owned by others | 0.00 | 0.00 | 0.00 | 0.00 | 0.00 | 0.00 |
| 2.Maintenance and repair services n.i.e. | 33.51 | 230.00 | 100.23 | 710.00 | -66.57 | -67.61 |
| 3. Transport | 10,201.36 | 70,020.00 | 9,882.93 | 70,010.00 | 3.22 | 0.01 |
| 4. Travel | 4,844.28 | 33,250.00 | 5,254.15 | 37,220.00 | -7.80 | -10.67 |
| 5.Construction services | 1,035.87 | 7,110.00 | 426.32 | 3,020.00 | 142.98 | 135.43 |
| 6. Insurance and Pension services | 446.98 | 3,068.00 | 426.89 | 3,024.00 | 4.71 | 1.46 |
| 7. Financial services | 198.14 | 1,360.00 | 553.37 | 3,920.00 | -64.19 | -65.31 |
| 8. Charges for the use of intellectual services | 33.51 | 230.00 | 39.53 | 280.00 | -15.23 | -17.86 |
| 9. Telecommunication, Computer and information services | 16,540.45 | 113,530.00 | 11,548.67 | 81,810.00 | 43.22 | 38.77 |
| 10. Other business services | 19,280.04 | 132,334.00 | 20,053.82 | 142,060.00 | -3.86 | -6.85 |
| 11. Personal, cultural, and recreational services | 57.40 | 394.00 | 97.83 | 693.00 | -41.33 | -43.15 |
| 12. Government services, n.i.e. | 10,569.97 | 72,550.00 | 15,310.71 | 108,460.00 | -30.96 | -33.11 |
| Import of Services (TOTAL) | <u>166,044.13</u> | <u>1,139,691.00</u> | <u>129,234.18</u> | <u>915,486.00</u> | 28.48 | 24.49 |
| 1.Manufacturing services on physical inputs owned by others | 0.00 | 0.00 | 0.00 | 0.00 | 0.00 | 0.00 |
| 2.Maintenance and repair services n.i.e. | 5,652.86 | 38,800.00 | 5,477.18 | 38,800.00 | 3.21 | 0.00 |
| 3. Transport | 51,473.21 | 353,301.00 | 47,790.00 | 338,541.00 | 7.71 | 4.36 |
| 4. Travel | 26,916.65 | 184,750.00 | 27,999.99 | 198,350.00 | -3.87 | -6.86 |
| 5.Construction services | 16.03 | 110.00 | 0.00 | 0.00 | 100.00 | 100.00 |
| 6. Insurance and Pension services | 2,647.21 | 18,170.00 | 3,479.70 | 24,650.00 | -23.92 | -26.29 |
| 7. Financial services | 3,139.67 | 21,550.00 | 1,304.36 | 9,240.00 | 140.71 | 133.23 |
| 8. Charges for the use of intellectual services | 2,338.36 | 16,050.00 | 3,499.47 | 24,790.00 | -33.18 | -35.26 |
| 9. Telecommunication, Computer and information services | 5,141.47 | 35,290.00 | 5,001.46 | 35,430.00 | 2.80 | -0.40 |
| 10. Other business services | 62,636.02 | 429,920.00 | 26,520.59 | 187,870.00 | 136.18 | 128.84 |
| 11. Personal, cultural, and recreational services | 7.29 | 50.00 | 20.47 | 145.00 | -64.39 | -65.52 |
| 12. Government services, n.i.e. | 6,075.36 | 41,700.00 | 8,140.96 | 57,670.00 | -25.37 | -27.69 |

| Description | * July - May 2018 - 2019 | | July - May 2017 - 2018 | | % Change in July-May, 2018 - 2019 over July -May, 2017 - 2018 | |
|---|-----------------------------|---------------------|---------------------------|----------------------|--|--------|
| | Rs | \$ | Rs | \$ | Rs | \$ |
| Export of Services (TOTAL) | <u>657,317.54</u> | <u>4,892,895.00</u> | <u>527,061.91</u> | <u>4,834,514.00</u> | 24.71 | 1.21 |
| 1.Manufacturing services on physical inputs owned by others | 0.00 | 0.00 | 0.00 | 0.00 | 0.00 | 0.00 |
| 2.Maintenance and repair services n.i.e. | 662.30 | 4,930.00 | 770.78 | 7,070.00 | -14.07 | -30.27 |
| 3. Transport | 91,597.75 | 681,829.00 | 94,226.55 | 864,300.00 | -2.79 | -21.11 |
| 4. Travel | 52,567.71 | 391,300.00 | 36,981.99 | 339,220.00 | 42.14 | 15.35 |
| 5.Construction services | 6,820.50 | 50,770.00 | 7,249.87 | 66,500.00 | -5.92 | -23.65 |
| 6. Insurance and Pension services | 5,454.24 | 40,600.00 | 4,505.83 | 41,330.00 | 21.05 | -1.77 |
| 7. Financial services | 11,053.60 | 82,280.00 | 14,190.12 | 130,160.00 | -22.10 | -36.79 |
| 8. Charges for the use of intellectual services | 470.19 | 3,500.00 | 718.45 | 6,590.00 | -34.55 | -46.89 |
| 9. Telecommunication, Computer and information services | 135,481.80 | 1,008,490.00 | 105,340.12 | 966,240.00 | 28.61 | 4.37 |
| 10. Other business services | 198,352.42 | 1,476,482.00 | 135,052.50 | 1,238,779.00 | 46.87 | 19.19 |
| 11. Personal, cultural, and recreational services | 1,178.71 | 8,774.00 | 1,283.72 | 11,775.00 | -8.18 | -25.49 |
| 12. Government services, n.i.e. | 153,678.32 | 1,143,940.00 | 126,741.98 | 1,162,550.00 | 21.25 | -1.60 |
| Import of Services (TOTAL) | <u>1,187,271.59</u> | <u>8,837,730.00</u> | <u>1,126,251.33</u> | <u>10,330,623.00</u> | 5.42 | -14.45 |
| 1.Manufacturing services on physical inputs owned by others | 0.00 | 0.00 | 0.00 | 0.00 | 0.00 | 0.00 |
| 2.Maintenance and repair services n.i.e. | 21,043.21 | 156,640.00 | 7,616.18 | 69,860.00 | 176.30 | 124.22 |
| 3. Transport | 448,409.02 | 3,337,836.00 | 402,461.42 | 3,691,607.00 | 11.42 | -9.58 |
| 4. Travel | 197,147.10 | 1,467,510.00 | 226,448.99 | 2,077,120.00 | -12.94 | -29.35 |
| 5.Construction services | 154.49 | 1,150.00 | 5,745.39 | 52,700.00 | -97.31 | -97.82 |
| 6. Insurance and Pension services | 31,045.20 | 231,092.00 | 22,971.41 | 210,707.00 | 35.15 | 9.67 |
| 7. Financial services | 20,059.83 | 149,320.00 | 30,271.77 | 277,670.00 | -33.73 | -46.22 |
| 8. Charges for the use of intellectual services | 21,998.38 | 163,750.00 | 24,365.03 | 223,490.00 | -9.71 | -26.73 |
| 9. Telecommunication, Computer and information services | 54,601.66 | 406,440.00 | 48,609.03 | 445,870.00 | 12.33 | -8.84 |
| 10. Other business services | 313,964.87 | 2,337,070.00 | 282,598.67 | 2,592,157.00 | 11.10 | -9.84 |
| 11. Personal, cultural, and recreational services | 428.82 | 3,192.00 | 452.66 | 4,152.00 | -5.27 | -23.12 |
| 12. Government services, n.i.e. | 78,419.01 | 583,730.00 | 74,710.78 | 685,290.00 | 4.96 | -14.82 |

* Provisional figures based on figures provided by the State Bank of Pakistan.

** Revised by SBP

Note:- SBP has swi ched over from BPM-5 to BPM 6th addition from July, 2014.

Note:- Dollar value is converted into Rupees on monthly average exchange rate provided by SBP.

May, 2019 (1\$=Rs. 145.692250), April, 2019 (1\$=141.164561) and May, 2018 (1\$=Rs. 115.446880) respectively.

10.21 Trade in Services (Summary)
June, 2019

| Description | Rs. In Million | | | | | |
|---|-------------------|-------------------|-------------------|---------------------|------------------------|---------------|
| | *June, 2019 | | ** May, 2019 | | % Change in June, 2019 | |
| | Rs | \$ | Rs | \$ | Rs | \$ |
| Export of Services (TOTAL) | 61,173.41 | 393,992.00 | 62,814.06 | 431,142.00 | -2.61 | -8.62 |
| 1.Manufacturing services on physical inputs owned by others | 0.00 | 0.00 | 0.00 | 0.00 | 0.00 | 0.00 |
| 2.Maintenance and repair services n.i.e. | 263.92 | 1,700.00 | 33.51 | 230.00 | 687.59 | 639.13 |
| 3. Transport | 9,538.80 | 61,400.00 | 10,151.83 | 69,680.00 | -6.04 | -11.88 |
| 4. Travel | 5,126.33 | 33,020.00 | 4,844.28 | 33,250.00 | 5.82 | -0.69 |
| 5.Construction services | 821.27 | 5,290.00 | 1,035.87 | 7,110.00 | -20.72 | -25.60 |
| 6. Insurance and Pension services | 871.73 | 5,615.00 | 439.70 | 3,018.00 | 98.26 | 86.05 |
| 7. Financial services | 1,074.32 | 6,920.00 | 198.14 | 1,360.00 | 442.20 | 408.82 |
| 8. Charges for the use of intellectual services | 31.05 | 200.00 | 33.51 | 230.00 | -7.34 | -13.04 |
| 9. Telecommunication, Computer and information services | 12,983.48 | 83,630.00 | 16,540.45 | 113,530.00 | -21.50 | -26.34 |
| 10. Other business services | 14,673.68 | 94,517.00 | 18,698.73 | 128,344.00 | -21.53 | -26.36 |
| 11. Personal, cultural, and recreational services | 79.18 | 510.00 | 56.82 | 390.00 | 39.35 | 30.77 |
| 12. Government services, n.i.e. | 15,709.65 | 101,190.00 | 10,781.22 | 74,000.00 | 45.71 | 36.74 |
| Import of Services (TOTAL) | 104,274.47 | 671,659.00 | 167,176.00 | 1,147,460.00 | -37.63 | -41.47 |
| 1.Manufacturing services on physical inputs owned by others | 0.00 | 0.00 | 0.00 | 0.00 | 0.00 | 0.00 |
| 2.Maintenance and repair services n.i.e. | 543.37 | 3,500.00 | 5,652.86 | 38,800.00 | -90.39 | -90.98 |
| 3. Transport | 50,160.05 | 323,094.00 | 50,725.66 | 348,170.00 | -1.12 | -7.20 |
| 4. Travel | 18,167.26 | 117,020.00 | 26,916.65 | 184,750.00 | -32.51 | -36.66 |
| 5.Construction services | 0.00 | 0.00 | 2,408.29 | 16,530.00 | -100.00 | -100.00 |
| 6. Insurance and Pension services | 1,726.68 | 11,122.00 | 2,545.23 | 17,470.00 | -32.16 | -36.34 |
| 7. Financial services | 1,782.26 | 11,480.00 | 3,110.53 | 21,350.00 | -42.70 | -46.23 |
| 8. Charges for the use of intellectual services | 1,184.55 | 7,630.00 | 2,338.36 | 16,050.00 | -49.34 | -52.46 |
| 9. Telecommunication, Computer and information services | 5,280.02 | 34,010.00 | 5,141.47 | 35,290.00 | 2.69 | -3.63 |
| 10. Other business services | 17,970.10 | 115,750.00 | 62,647.67 | 430,000.00 | -71.32 | -73.08 |
| 11. Personal, cultural, and recreational services | 11.33 | 73.00 | 7.29 | 50.00 | 55.42 | 46.00 |
| 12. Government services, n.i.e. | 7,448.85 | 47,980.00 | 5,681.99 | 39,000.00 | 31.10 | 23.03 |

| Description | * July - June | | July - June | | % Change in July-June, 2018 - 2019 | |
|---|---------------------|---------------------|---------------------|----------------------|------------------------------------|---------------|
| | 2018 - 2019 | | 2017 - 2018 | | over July -June, 2017 - 2018 | |
| | Rs | \$ | Rs | \$ | Rs | \$ |
| Export of Services (TOTAL) | 731,675.74 | 5,376,407.00 | 580,899.92 | 5,288,389.00 | 25.96 | 1.66 |
| 1.Manufacturing services on physical inputs owned by others | 0.00 | 0.00 | 0.00 | 0.00 | 0.00 | 0.00 |
| 2.Maintenance and repair services n.i.e. | 900.92 | 6,620.00 | 798.57 | 7,270.00 | 12.82 | -8.94 |
| 3. Transport | 109,422.95 | 804,048.00 | 103,688.72 | 943,960.00 | 5.53 | -14.82 |
| 4. Travel | 57,730.78 | 424,210.00 | 40,663.30 | 370,190.00 | 41.97 | 14.59 |
| 5.Construction services | 7,588.38 | 55,760.00 | 7,779.18 | 70,820.00 | -2.45 | -21.27 |
| 6. Insurance and Pension services | 6,341.13 | 46,595.00 | 5,113.70 | 46,554.00 | 24.00 | 0.09 |
| 7. Financial services | 14,548.03 | 106,900.00 | 15,705.55 | 142,980.00 | -7.37 | -25.23 |
| 8. Charges for the use of intellectual services | 476.32 | 3,500.00 | 782.09 | 7,120.00 | -39.10 | -50.84 |
| 9. Telecommunication, Computer and information services | 148,347.73 | 1,090,070.00 | 117,090.84 | 1,065,970.00 | 26.69 | 2.26 |
| 10. Other business services | 214,599.39 | 1,576,892.00 | 149,358.71 | 1,359,730.00 | 43.68 | 15.97 |
| 11. Personal, cultural, and recreational services | 1,263.19 | 9,282.00 | 1,408.76 | 12,825.00 | -10.33 | -27.63 |
| 12. Government services, n.i.e. | 170,456.92 | 1,252,530.00 | 138,510.50 | 1,260,970.00 | 23.06 | -0.67 |
| Import of Services (TOTAL) | 1,315,231.01 | 9,664,414.00 | 1,247,443.42 | 11,356,459.00 | 5.43 | -14.90 |
| 1.Manufacturing services on physical inputs owned by others | 0.00 | 0.00 | 0.00 | 0.00 | 0.00 | 0.00 |
| 2.Maintenance and repair services n.i.e. | 23,261.88 | 170,930.00 | 8,394.31 | 76,420.00 | 177.11 | 123.67 |
| 3. Transport | 505,210.52 | 3,712,324.00 | 444,410.46 | 4,045,818.00 | 13.68 | -8.24 |
| 4. Travel | 213,387.91 | 1,567,990.00 | 251,278.95 | 2,287,590.00 | -15.08 | -31.46 |
| 5.Construction services | 2,391.10 | 17,570.00 | 5,848.23 | 53,241.00 | -59.11 | -67.00 |
| 6. Insurance and Pension services | 32,884.81 | 241,640.00 | 25,245.32 | 229,828.00 | 30.26 | 5.14 |
| 7. Financial services | 29,151.86 | 214,210.00 | 33,517.92 | 305,140.00 | -13.03 | -29.80 |
| 8. Charges for the use of intellectual services | 23,289.10 | 171,130.00 | 25,124.71 | 228,730.00 | -7.31 | -25.18 |
| 9. Telecommunication, Computer and information services | 59,954.49 | 440,550.00 | 52,585.80 | 478,730.00 | 14.01 | -7.98 |
| 10. Other business services | 338,198.98 | 2,485,111.00 | 319,742.76 | 2,910,870.00 | 5.77 | -14.63 |
| 11. Personal, cultural, and recreational services | 403.51 | 2,965.00 | 485.73 | 4,422.00 | -16.93 | -32.95 |
| 12. Government services, n.i.e. | 87,096.85 | 639,994.00 | 80,809.23 | 735,670.00 | 7.78 | -13.01 |

* Provisional figures based on figures provided by the State Bank of Pakistan.

** Revised by SBP

Note:- SBP has switched over from BPM-5 to BPM 6th addition from July, 2014.

Note:- Dollar value is converted into Rupees on monthly average exchange rate provided by SBP.

June, 2019 (1\$=Rs. 155.249095), May, 2019 (1\$=145.692250) and June, 2018 (1\$=Rs. 118.905517) respectively.

10.22 Export of Services by Sectors (Detail) (Monthly)

| Description | Rs. in Millions Dollars in Thousands | | | | | | | | | |
|---|---|-------------------|------------------|-------------------|------------------|-------------------|-------------------------------|--------------|--------------|--------------|
| | * May 2019 | | **April, 2019 | | May, 2018 | | % Change in May, 2019 over | | | |
| | | | | | | | April, 2019 | | May, 2018 | |
| | Rs | \$ | Rs | \$ | Rs | \$ | Rs | \$ | Rs | \$ |
| Services | 63,241.51 | 434,076.00 | 63,694.45 | 451,207.00 | 52,549.66 | 455,185.00 | -0.71 | -3.80 | 20.35 | -4.64 |
| 1.Manufacturing services on physical inputs owned by others | 0.00 | 0.00 | 0.00 | 0.00 | 0.00 | 0.00 | 0.00 | 0.00 | 0.00 | 0.00 |
| 1.1 Goods for processing in reporting economy | 0.00 | 0.00 | 0.00 | 0.00 | 0.00 | 0.00 | 0.00 | 0.00 | 0.00 | 0.00 |
| 1.2 Goods for processing abroad | 0.00 | 0.00 | 0.00 | 0.00 | 0.00 | 0.00 | 0.00 | 0.00 | 0.00 | 0.00 |
| 2.Maintenance and repair services n.i.e. | 33.51 | 230.00 | 100.23 | 710.00 | 24.24 | 210.00 | -66.57 | -67.61 | 38.24 | 9.52 |
| 3. Transport | 10,201.36 | 70,020.00 | 9,882.93 | 70,010.00 | 9,655.97 | 83,640.00 | 3.22 | 0.01 | 5.65 | -16.28 |
| 3.1 Sea transport | 511.38 | 3,510.00 | 474.31 | 3,360.00 | 581.85 | 5,040.00 | 7.82 | 4.46 | -12.11 | -30.36 |
| 3.1.1 Passenger | 0.00 | 0.00 | 0.00 | 0.00 | 0.00 | 0.00 | 0.00 | 0.00 | 0.00 | 0.00 |
| 3.1.2 Freight | 249.13 | 1,710.00 | 241.39 | 1,710.00 | 189.33 | 1,640.00 | 3.21 | 0.00 | 31.59 | 4.27 |
| 3.1.3 Other | 262.25 | 1,800.00 | 232.92 | 1,650.00 | 392.52 | 3,400.00 | 12.59 | 9.09 | -33.19 | -47.06 |
| 3.2 Air transport | 8,960.07 | 61,500.00 | 8,663.27 | 61,370.00 | 8,680.45 | 75,190.00 | 3.43 | 0.21 | 3.22 | -18.21 |
| 3.1.1 Passenger | 5,537.76 | 38,010.00 | 5,341.67 | 37,840.00 | 4,913.42 | 42,560.00 | 3.67 | 0.45 | 12.71 | -10.69 |
| 3.1.2 Freight | 281.19 | 1,930.00 | 272.45 | 1,930.00 | 129.30 | 1,120.00 | 3.21 | 0.00 | 117.47 | 72.32 |
| 3.1.3 Other | 3,141.12 | 21,560.00 | 3,049.15 | 21,600.00 | 3,637.73 | 31,510.00 | 3.02 | -0.19 | -13.65 | -31.58 |
| 3.3 Road transport | 708.06 | 4,860.00 | 719.94 | 5,100.00 | 380.97 | 3,300.00 | -1.65 | -4.71 | 85.86 | 47.27 |
| 3.3.1 Passenger | 0.00 | 0.00 | 0.00 | 0.00 | 0.00 | 0.00 | 0.00 | 0.00 | 0.00 | 0.00 |
| 3.3.2 Freight | 708.06 | 4,860.00 | 719.94 | 5,100.00 | 380.97 | 3,300.00 | -1.65 | -4.71 | 85.86 | 47.27 |
| 3.3.3 Other | 0.00 | 0.00 | 0.00 | 0.00 | 0.00 | 0.00 | 0.00 | 0.00 | 0.00 | 0.00 |
| 3.4 Rail transport | 0.00 | 0.00 | 0.00 | 0.00 | 0.00 | 0.00 | 0.00 | 0.00 | 0.00 | 0.00 |
| 3.4.1 Passenger | 0.00 | 0.00 | 0.00 | 0.00 | 0.00 | 0.00 | 0.00 | 0.00 | 0.00 | 0.00 |
| 3.4.2 Freight | 0.00 | 0.00 | 0.00 | 0.00 | 0.00 | 0.00 | 0.00 | 0.00 | 0.00 | 0.00 |
| 3.4.3 Other | 0.00 | 0.00 | 0.00 | 0.00 | 0.00 | 0.00 | 0.00 | 0.00 | 0.00 | 0.00 |
| 3.5 Postal and courier services | 21.85 | 150.00 | 25.41 | 180.00 | 12.70 | 110.00 | -14.01 | -16.67 | 72.05 | 36.36 |
| 3.6 Electricity transmission | 0.00 | 0.00 | 0.00 | 0.00 | 0.00 | 0.00 | 0.00 | 0.00 | 0.00 | 0.00 |
| 3.7 Other supporting and auxiliary transport service | 0.00 | 0.00 | 0.00 | 0.00 | 0.00 | 0.00 | 0.00 | 0.00 | 0.00 | 0.00 |
| 4. Travel | 4,844.28 | 33,250.00 | 5,254.15 | 37,220.00 | 3,260.21 | 28,240.00 | -7.80 | -10.67 | 48.59 | 17.74 |
| 4.1 Business | 30.60 | 210.00 | 14.12 | 100.00 | 45.02 | 390.00 | 116.71 | 110.00 | -32.03 | -46.15 |
| 4.1.1 Acquisition of goods and services by border, seasonal, and other short-term workers | 30.60 | 210.00 | 14.12 | 100.00 | 45.02 | 390.00 | 116.71 | 110.00 | -32.03 | -46.15 |
| 4.1.2 Other | 0.00 | 0.00 | 0.00 | 0.00 | 0.00 | 0.00 | 0.00 | 0.00 | 0.00 | 0.00 |
| 4.2 Personal | 4,813.68 | 33,040.00 | 5,240.03 | 37,120.00 | 3,215.19 | 27,850.00 | -8.14 | -10.99 | 49.72 | 18.64 |
| 4.2.1 Health-related expenditure | 20.40 | 140.00 | 32.47 | 230.00 | 36.94 | 320.00 | -37.17 | -39.13 | -44.78 | -56.25 |
| 4.2.2 Education-related expenditure | 77.22 | 530.00 | 103.05 | 730.00 | 77.35 | 670.00 | -25.07 | -27.40 | -0.17 | -20.90 |
| 4.2.3 Other | 4,716.06 | 32,370.00 | 5,104.51 | 36,160.00 | 3,100.90 | 26,860.00 | -7.61 | -10.48 | 52.09 | 20.51 |
| 4.2.3.1 Religious travel | 12.24 | 84.00 | 10.87 | 77.00 | 0.23 | 2.00 | 12.60 | 9.09 | 5221.74 | 4100.00 |
| 4.2.3.2 Other | 4,703.82 | 32,286.00 | 5,093.64 | 36,083.00 | 3,100.67 | 26,858.00 | -7.65 | -10.52 | 51.70 | 20.21 |
| 5.Construction services | 1,035.87 | 7,110.00 | 426.32 | 3,020.00 | 847.38 | 7,340.00 | 142.98 | 135.43 | 22.24 | -3.13 |
| 5.1 Construction abroad | 1,035.87 | 7,110.00 | 426.32 | 3,020.00 | 847.38 | 7,340.00 | 142.98 | 135.43 | 22.24 | -3.13 |
| 5.2 Construction in the compiling economy | 0.00 | 0.00 | 0.00 | 0.00 | 0.00 | 0.00 | 0.00 | 0.00 | 0.00 | 0.00 |
| 6. Insurance and Pension services | 446.98 | 3,068.00 | 426.89 | 3,024.00 | 319.55 | 2,768.00 | 4.71 | 1.46 | 39.88 | 10.84 |
| 6.1 Direct Insurance | 206.88 | 1,420.00 | 173.64 | 1,230.00 | 256.29 | 2,220.00 | 19.14 | 15.45 | -19.28 | -36.04 |
| 6.1.1 Life insurance | 17.48 | 120.00 | 31.06 | 220.00 | 3.46 | 30.00 | -43.72 | -45.45 | 405.20 | 300.00 |
| 6.1.2 Freight insurance | 0.00 | 0.00 | 0.00 | 0.00 | 0.00 | 0.00 | 0.00 | 0.00 | 0.00 | 0.00 |
| 6.1.3 Other direct insurance | 189.40 | 1,300.00 | 142.58 | 1,010.00 | 252.83 | 2,190.00 | 32.84 | 28.71 | -25.09 | -40.64 |
| 6.2 Reinsurance | 125.15 | 859.00 | 99.80 | 707.00 | 53.91 | 467.00 | 25.40 | 21.50 | 132.15 | 83.94 |
| 6.3 Auxiliary insurance services | 114.95 | 789.00 | 153.45 | 1,087.00 | 9.35 | 81.00 | -25.09 | -27.41 | 1129.41 | 874.07 |
| 6.4 Pension and standardized guarantee services | 0.00 | 0.00 | 0.00 | 0.00 | 0.00 | 0.00 | 0.00 | 0.00 | 0.00 | 0.00 |

Contd.

10.22 Export of Services by Sectors (Detail) (Monthly)

| Description | Rs. in Millions Dollars in Thousands | | | | | | | | | |
|--|---|------------|---------------|------------|-----------|------------|-------------------------------|--------|-----------|---------|
| | * May 2019 | | **April, 2019 | | May, 2018 | | % Change in May, 2019 over | | | |
| | Rs | \$ | Rs | \$ | Rs | \$ | April, 2019 | | May, 2018 | |
| | | | | | | | Rs | \$ | Rs | \$ |
| 7. Financial services | 198.14 | 1,360.00 | 553.37 | 3,920.00 | 1,788.27 | 15,490.00 | -64.19 | -65.31 | -88.92 | -91.22 |
| 7.1 Explicitly charged and other financial services | 198.14 | 1,360.00 | 553.37 | 3,920.00 | 1,095.59 | 9,490.00 | -64.19 | -65.31 | -81.91 | -85.67 |
| 7.2 Financial intermediation service charges indirectly measured (FISIM) | 0.00 | 0.00 | 0.00 | 0.00 | 692.68 | 6,000.00 | 0.00 | 0.00 | -100.00 | -100.00 |
| 8. Charges for the use of intellectual services | 33.51 | 230.00 | 39.53 | 280.00 | 77.35 | 670.00 | -15.23 | -17.86 | -56.68 | -65.67 |
| 9. Telecommunication, Computer and information services | 16,540.45 | 113,530.00 | 11,548.67 | 81,810.00 | 11,045.96 | 95,680.00 | 43.22 | 38.77 | 49.74 | 18.66 |
| 9.1 Telecommunications services | 4,201.77 | 28,840.00 | 2,360.27 | 16,720.00 | 3,110.14 | 26,940.00 | 78.02 | 72.49 | 35.10 | 7.05 |
| 9.1.1 Call centres | 2,553.99 | 17,530.00 | 1,240.55 | 8,788.00 | 1,160.24 | 10,050.00 | 105.88 | 99.48 | 120.13 | 74.43 |
| 9.1.2 Telecommunication services | 1,647.78 | 11,310.00 | 1,119.72 | 7,932.00 | 1,949.90 | 16,890.00 | 47.16 | 42.59 | -15.49 | -33.04 |
| 9.2 Computer services | 12,321.20 | 84,570.00 | 9,165.82 | 64,930.00 | 7,891.95 | 68,360.00 | 34.43 | 30.25 | 56.12 | 23.71 |
| 9.2.1 Hardware consultancy services | 28.56 | 196.00 | 8.61 | 61.00 | 5.77 | 50.00 | 231.71 | 221.31 | 394.97 | 292.00 |
| 9.2.2 Software consultancy services | 5,740.42 | 39,401.00 | 3,963.62 | 28,078.00 | 3,056.23 | 26,473.00 | 44.83 | 40.33 | 87.83 | 48.83 |
| 9.2.3 Maintenance & repairs of computer | 56.38 | 387.00 | 31.06 | 220.00 | 40.06 | 347.00 | 81.52 | 75.91 | 40.74 | 11.53 |
| 9.2.4 Export / Import of Computer Software | 4,123.53 | 28,303.00 | 2,977.44 | 21,092.00 | 3,455.67 | 29,933.00 | 38.49 | 34.19 | 19.33 | -5.45 |
| 9.2.5 Other Computer services | 2,372.31 | 16,283.00 | 2,185.09 | 15,479.00 | 1,334.22 | 11,557.00 | 8.57 | 5.19 | 77.81 | 40.89 |
| 9.3 Information services | 17.48 | 120.00 | 22.58 | 160.00 | 43.87 | 380.00 | -22.59 | -25.00 | -60.16 | -68.42 |
| 9.3.1 News agency services | 6.12 | 42.00 | 9.03 | 64.00 | 35.56 | 308.00 | -32.23 | -34.38 | -82.79 | -86.36 |
| 9.3.2 Other information services | 11.36 | 78.00 | 13.55 | 96.00 | 8.31 | 72.00 | -16.16 | -18.75 | 36.70 | 8.33 |
| 10. Other business services | 19,280.04 | 132,334.00 | 20,053.82 | 142,060.00 | 14,162.68 | 122,677.00 | -3.86 | -6.85 | 36.13 | 7.87 |
| 10.1 Research and development services | 163.18 | 1,120.00 | 465.84 | 3,300.00 | 110.83 | 960.00 | -64.97 | -66.06 | 47.23 | 16.67 |
| 10.2 Professional and management consulting services | 3,862.29 | 26,510.00 | 3,435.94 | 24,340.00 | 3,468.03 | 30,040.00 | 12.41 | 8.92 | 11.37 | -11.75 |
| 10.2.1 Legal, accounting, management consulting, and public relations | 2,721.52 | 18,680.00 | 1,977.71 | 14,010.00 | 2,050.34 | 17,760.00 | 37.61 | 33.33 | 32.74 | 5.18 |
| 10.2.1.1 Legal services | 215.62 | 1,480.00 | 227.27 | 1,610.00 | 303.63 | 2,630.00 | -5.13 | -8.07 | -28.99 | -43.73 |
| 10.2.1.2 Accounting, auditing, bookkeeping, and tax consulting services | 1,053.35 | 7,230.00 | 443.26 | 3,140.00 | 542.60 | 4,700.00 | 137.64 | 130.25 | 94.13 | 53.83 |
| 10.2.1.3 Business and management consulting and public relations services | 1,452.55 | 9,970.00 | 1,307.18 | 9,260.00 | 1,204.11 | 10,430.00 | 11.12 | 7.67 | 20.63 | -4.41 |
| 10.2.2 Advertising, market research, and public opinion polling | 1,140.77 | 7,830.00 | 1,458.23 | 10,330.00 | 1,417.69 | 12,280.00 | -21.77 | -24.20 | -19.53 | -36.24 |
| 10.3 Technical, trade-related and other business services | 15,254.57 | 104,704.00 | 16,152.04 | 114,420.00 | 10,583.82 | 91,677.00 | -5.56 | -8.49 | 44.13 | 14.21 |
| 10.3.1 Architectural, engineering, scientific and other technical services | 1,561.82 | 10,720.00 | 1,281.77 | 9,080.00 | 708.84 | 6,140.00 | 21.85 | 18.06 | 120.33 | 74.59 |
| 10.3.2 Waste treatment and de-pollution, agricultural and mining services | 5.83 | 40.00 | 22.59 | 160.00 | 0.00 | 0.00 | -74.19 | -75.00 | 100.00 | 100.00 |
| 10.3.3 Operating leasing services | 1.46 | 10.00 | 1.41 | 10.00 | 39.25 | 340.00 | 3.55 | 0.00 | -96.28 | -97.06 |
| 10.3.4 Trade-related services | 104.61 | 718.00 | 20.89 | 148.00 | 26.09 | 226.00 | 400.77 | 385.14 | 300.96 | 217.70 |
| 10.3.5 Other business services n.i.e. | 13,580.85 | 93,216.00 | 14,825.38 | 105,022.00 | 9,809.64 | 84,971.00 | -8.39 | -11.24 | 38.44 | 9.70 |
| 11. Personal, cultural, and recreational services | 57.40 | 394.00 | 97.83 | 693.00 | 70.42 | 610.00 | -41.33 | -43.15 | -18.49 | -35.41 |
| 11.1 Audiovisual and related services | 38.46 | 264.00 | 73.83 | 523.00 | 58.99 | 511.00 | -47.91 | -49.52 | -34.80 | -48.34 |
| 11.1.1 Audiovisual services | 38.46 | 264.00 | 73.83 | 523.00 | 58.99 | 511.00 | -47.91 | -49.52 | -34.80 | -48.34 |
| 11.1.2 Artistic related services | 0.00 | 0.00 | 0.00 | 0.00 | 0.00 | 0.00 | 0.00 | 0.00 | 0.00 | 0.00 |
| 11.2 Other personal, cultural, and recreational services | 18.94 | 130.00 | 24.00 | 170.00 | 11.43 | 99.00 | -21.08 | -23.53 | 65.70 | 31.31 |
| 12. Government services, n.i.e. | 10,569.97 | 72,550.00 | 15,310.71 | 108,460.00 | 11,297.63 | 97,860.00 | -30.96 | -33.11 | -6.44 | -25.86 |
| 12.1 Embassies and consulates | 3,155.69 | 21,660.00 | 3,270.78 | 23,170.00 | 1,988.00 | 17,220.00 | -3.52 | -6.52 | 58.74 | 25.78 |
| 12.2 Military units and agencies | 132.58 | 910.00 | 3,061.86 | 21,690.00 | 1,364.58 | 11,820.00 | -95.67 | -95.80 | -90.28 | -92.30 |
| 12.3 Other | 7,281.70 | 49,980.00 | 8,978.07 | 63,600.00 | 7,945.05 | 68,820.00 | -18.89 | -21.42 | -8.35 | -27.38 |

* Provisional ** Revised

Note: 1. The data are presented as per BPM6(EBOPS 2010) classification aligned with IMTS 2010 classification

10.22 Export of Services by Sectors (Detail) (Monthly)

| Description | Rs. in Millions Dollars in Thousands | | | | | | | | | |
|---|---|-------------------|------------------|-------------------|------------------|-------------------|--------------------------------|--------------|--------------|---------------|
| | * June 2019 | | **May, 2019 | | June, 2018 | | % Change in June, 2019 over | | | |
| | | | | | | | May, 2019 | | June,2018 | |
| | Rs | \$ | Rs | \$ | Rs | \$ | Rs | \$ | Rs | \$ |
| Services | 61,173.41 | 393,992.00 | 62,814.06 | 431,142.00 | 53,968.22 | 453,875.00 | -2.61 | -8.62 | 13.35 | -13.19 |
| 1.Manufacturing services on physical inputs owned by others | 0.00 | 0.00 | 0.00 | 0.00 | 0.00 | 0.00 | 0.00 | 0.00 | 0.00 | 0.00 |
| 1.1 Goods for processing in reporting economy | 0.00 | 0.00 | 0.00 | 0.00 | 0.00 | 0.00 | 0.00 | 0.00 | 0.00 | 0.00 |
| 1.2 Goods for processing abroad | 0.00 | 0.00 | 0.00 | 0.00 | 0.00 | 0.00 | 0.00 | 0.00 | 0.00 | 0.00 |
| 2.Maintenance and repair services n.i.e. | 263.92 | 1,700.00 | 33.51 | 230.00 | 23.78 | 200.00 | 687.59 | 639.13 | 1009.84 | 750.00 |
| 3. Transport | 9,538.80 | 61,400.00 | 10,151.83 | 69,680.00 | 9,472.01 | 79,660.00 | -6.04 | -11.88 | 0.71 | -22.92 |
| 3.1 Sea transport | 355.52 | 2,290.00 | 488.07 | 3,350.00 | 882.27 | 7,420.00 | -27.16 | -31.64 | -59.70 | -69.14 |
| 3.1.1 Passenger | 0.00 | 0.00 | 0.00 | 0.00 | 0.00 | 0.00 | 0.00 | 0.00 | 0.00 | 0.00 |
| 3.1.2 Freight | 200.27 | 1,290.00 | 249.13 | 1,710.00 | 170.03 | 1,430.00 | -19.61 | -24.56 | 17.79 | -9.79 |
| 3.1.3 Other | 155.25 | 1,000.00 | 238.94 | 1,640.00 | 712.24 | 5,990.00 | -35.03 | -39.02 | -78.20 | -83.31 |
| 3.2 Air transport | 8,635.26 | 55,580.00 | 8,933.85 | 61,320.00 | 8,235.40 | 69,260.00 | -3.34 | -9.36 | 4.86 | -19.75 |
| 3.1.1 Passenger | 5,904.12 | 38,030.00 | 5,537.76 | 38,010.00 | 4,719.36 | 39,690.00 | 6.62 | 0.05 | 25.10 | -4.18 |
| 3.1.2 Freight | 268.58 | 1,730.00 | 281.19 | 1,930.00 | 0.00 | 0.00 | -4.48 | -10.36 | 100.00 | 100.00 |
| 3.1.3 Other | 2,462.56 | 15,820.00 | 3,114.90 | 21,380.00 | 3,516.04 | 29,570.00 | -20.94 | -26.01 | -29.96 | -46.50 |
| 3.3 Road transport | 520.08 | 3,350.00 | 708.06 | 4,860.00 | 343.64 | 2,890.00 | -26.55 | -31.07 | 51.34 | 15.92 |
| 3.3.1 Passenger | 0.00 | 0.00 | 0.00 | 0.00 | 0.00 | 0.00 | 0.00 | 0.00 | 0.00 | 0.00 |
| 3.3.2 Freight | 520.08 | 3,350.00 | 708.06 | 4,860.00 | 343.64 | 2,890.00 | -26.55 | -31.07 | 51.34 | 15.92 |
| 3.3.3 Other | 0.00 | 0.00 | 0.00 | 0.00 | 0.00 | 0.00 | 0.00 | 0.00 | 0.00 | 0.00 |
| 3.4 Rail transport | 0.00 | 0.00 | 0.00 | 0.00 | 0.00 | 0.00 | 0.00 | 0.00 | 0.00 | 0.00 |
| 3.4.1 Passenger | 0.00 | 0.00 | 0.00 | 0.00 | 0.00 | 0.00 | 0.00 | 0.00 | 0.00 | 0.00 |
| 3.4.2 Freight | 0.00 | 0.00 | 0.00 | 0.00 | 0.00 | 0.00 | 0.00 | 0.00 | 0.00 | 0.00 |
| 3.4.3 Other | 0.00 | 0.00 | 0.00 | 0.00 | 0.00 | 0.00 | 0.00 | 0.00 | 0.00 | 0.00 |
| 3.5 Postal and courier services | 27.94 | 180.00 | 21.85 | 150.00 | 10.70 | 90.00 | 27.87 | 20.00 | 161.12 | 100.00 |
| 3.6 Electricity transmission | 0.00 | 0.00 | 0.00 | 0.00 | 0.00 | 0.00 | 0.00 | 0.00 | 0.00 | 0.00 |
| 3.7 Other supporting and auxiliary transport service | 0.00 | 0.00 | 0.00 | 0.00 | 0.00 | 0.00 | 0.00 | 0.00 | 0.00 | 0.00 |
| 4. Travel | 5,126.33 | 33,020.00 | 4,844.28 | 33,250.00 | 3,682.51 | 30,970.00 | 5.82 | -0.69 | 39.21 | 6.62 |
| 4.1 Business | 66.76 | 430.00 | 30.60 | 210.00 | 99.88 | 840.00 | 118.17 | 104.76 | -33.16 | -48.81 |
| 4.1.1 Acquisition of goods and services by border, seasonal, and other short-term workers | 0.00 | 0.00 | 0.00 | 0.00 | 0.00 | 0.00 | 0.00 | 0.00 | 0.00 | 0.00 |
| 4.1.2 Other | 66.76 | 430.00 | 30.60 | 210.00 | 99.88 | 840.00 | 118.17 | 104.76 | -33.16 | -48.81 |
| 4.2 Personal | 5,059.57 | 32,590.00 | 4,813.68 | 33,040.00 | 3,582.63 | 30,130.00 | 5.11 | -1.36 | 41.23 | 8.16 |
| 4.2.1 Health-related expenditure | 6.21 | 40.00 | 20.40 | 140.00 | 29.73 | 250.00 | -69.56 | -71.43 | -79.11 | -84.00 |
| 4.2.2 expenditure | 82.28 | 530.00 | 77.22 | 530.00 | 64.21 | 540.00 | 6.55 | 0.00 | 28.14 | -1.85 |
| 4.2.3 Other | 4,971.08 | 32,020.00 | 4,716.06 | 32,370.00 | 3,488.69 | 29,340.00 | 5.41 | -1.08 | 42.49 | 9.13 |
| 4.2.3.1 Religious travel | 15.99 | 103.00 | 12.24 | 84.00 | 1.90 | 16.00 | 30.64 | 22.62 | 741.58 | 543.75 |
| 4.2.3.2 Other | 4,955.09 | 31,917.00 | 4,703.82 | 32,286.00 | 3,486.79 | 29,324.00 | 5.34 | -1.14 | 42.11 | 8.84 |
| 5.Construction services | 821.27 | 5,290.00 | 1,035.87 | 7,110.00 | 513.67 | 4,320.00 | -20.72 | -25.60 | 59.88 | 22.45 |
| 5.1 Construction abroad economy | 821.27 | 5,290.00 | 1,035.87 | 7,110.00 | 513.67 | 4,320.00 | -20.72 | -25.60 | 59.88 | 22.45 |
| economy | 0.00 | 0.00 | 0.00 | 0.00 | 0.00 | 0.00 | 0.00 | 0.00 | 0.00 | 0.00 |
| 6. Insurance and Pension services | 871.73 | 5,615.00 | 439.70 | 3,018.00 | 621.16 | 5,224.00 | 98.26 | 86.05 | 40.34 | 7.48 |
| 6.1 Direct Insurance | 287.21 | 1,850.00 | 199.60 | 1,370.00 | 460.16 | 3,870.00 | 43.89 | 35.04 | -37.58 | -52.20 |
| 6.1.1 Life insurance | 18.63 | 120.00 | 17.48 | 120.00 | 0.00 | 0.00 | 6.58 | 0.00 | 100.00 | 100.00 |
| 6.1.2 Freight insurance | 0.00 | 0.00 | 0.00 | 0.00 | 0.00 | 0.00 | 0.00 | 0.00 | 0.00 | 0.00 |
| 6.1.3 Other direct insurance | 268.58 | 1,730.00 | 182.12 | 1,250.00 | 460.16 | 3,870.00 | 47.47 | 38.40 | -41.63 | -55.30 |
| 6.2 Reinsurance | 568.06 | 3,659.00 | 125.15 | 859.00 | 132.94 | 1,118.00 | 353.90 | 325.96 | 327.31 | 227.28 |
| 6.3 Auxiliary insurance services | 16.46 | 106.00 | 114.95 | 789.00 | 28.06 | 236.00 | -85.68 | -86.57 | -41.34 | -55.08 |
| 6.4 Pension and standardized guarantee services | 0.00 | 0.00 | 0.00 | 0.00 | 0.00 | 0.00 | 0.00 | 0.00 | 0.00 | 0.00 |

Contd.

10.22 Export of Services by Sectors (Detail) (Monthly)

| Description | Rs. in Millions Dollars in Thousands | | | | | | | | | |
|---|---|------------|-------------|------------|------------|------------|--------------------------------|---------|-----------|---------|
| | * June 2019 | | **May, 2019 | | June, 2018 | | % Change in June, 2019 over | | | |
| | | | | | | | May, 2019 | | June,2018 | |
| | Rs | \$ | Rs | \$ | Rs | \$ | Rs | \$ | Rs | \$ |
| 7. Financial services | 1,074.32 | 6,920.00 | 198.14 | 1,360.00 | 1,524.37 | 12,820.00 | 442.20 | 408.82 | -29.52 | -46.02 |
| 7.1 Explicitly charged and other financial services | 1,074.32 | 6,920.00 | 198.14 | 1,360.00 | 929.84 | 7,820.00 | 442.20 | 408.82 | 15.54 | -11.51 |
| 7.2 Financial intermediation service charges indirectly measured (FISIM) | 0.00 | 0.00 | 0.00 | 0.00 | 594.53 | 5,000.00 | 0.00 | 0.00 | -100.00 | -100.00 |
| 8. Charges for the use of intellectual services | 31.05 | 200.00 | 33.51 | 230.00 | 63.02 | 530.00 | -7.34 | -13.04 | -50.73 | -62.26 |
| 9. Telecommunication, Computer and information services | 12,983.48 | 83,630.00 | 16,540.45 | 113,530.00 | 11,858.45 | 99,730.00 | -21.50 | -26.34 | 9.49 | -16.14 |
| 9.1 Telecommunications services | 3,533.47 | 22,760.00 | 4,201.77 | 28,840.00 | 2,834.71 | 23,840.00 | -15.91 | -21.08 | 24.65 | -4.53 |
| 9.1.1 Call centres | 1,067.96 | 6,879.00 | 2,553.99 | 17,530.00 | 1,300.95 | 10,941.00 | -58.18 | -60.76 | -17.91 | -37.13 |
| 9.1.2 Telecommunication services | 2,465.51 | 15,881.00 | 1,647.78 | 11,310.00 | 1,533.76 | 12,899.00 | 49.63 | 40.42 | 60.75 | 23.12 |
| 9.2 Computer services | 9,428.28 | 60,730.00 | 12,321.20 | 84,570.00 | 9,003.52 | 75,720.00 | -23.48 | -28.19 | 4.72 | -19.80 |
| 9.2.1 Computer services | 3.26 | 21.00 | 28.56 | 196.00 | 28.42 | 239.00 | -88.59 | -89.29 | -88.53 | -91.21 |
| 9.2.2 Computer services | 4,141.27 | 26,675.00 | 5,740.42 | 39,401.00 | 3,348.85 | 28,164.00 | -27.86 | -32.30 | 23.66 | -5.29 |
| 9.2.3 Maintenance & repairs of computer | 128.86 | 830.00 | 56.38 | 387.00 | 22.83 | 192.00 | 128.56 | 114.47 | 464.43 | 332.29 |
| 9.2.4 Export / Import of Computer Software | 3,086.51 | 19,881.00 | 4,123.53 | 28,303.00 | 4,327.92 | 36,398.00 | -25.15 | -29.76 | -28.68 | -45.38 |
| 9.2.5 Other Computer services | 2,068.38 | 13,323.00 | 2,372.31 | 16,283.00 | 1,275.50 | 10,727.00 | -12.81 | -18.18 | 62.16 | 24.20 |
| 9.3 Information services | 21.73 | 140.00 | 17.48 | 120.00 | 20.22 | 170.00 | 24.31 | 16.67 | 7.47 | -17.65 |
| 9.3.1 News agency services | 11.64 | 75.00 | 6.12 | 42.00 | 16.77 | 141.00 | 90.20 | 78.57 | -30.59 | -46.81 |
| 9.3.2 Other information services | 10.09 | 65.00 | 11.36 | 78.00 | 3.45 | 29.00 | -11.18 | -16.67 | 192.46 | 124.14 |
| 10. Other business services | 14,673.68 | 94,517.00 | 18,698.73 | 128,344.00 | 14,381.73 | 120,951.00 | -21.53 | -26.36 | 2.03 | -21.86 |
| 10.1 Business services | 145.93 | 940.00 | 163.18 | 1,120.00 | 101.07 | 850.00 | -10.57 | -16.07 | 44.39 | 10.59 |
| 10.2 Professional and management consulting services | 3,073.93 | 19,800.00 | 3,863.75 | 26,520.00 | 3,179.52 | 26,740.00 | -20.44 | -25.34 | -3.32 | -25.95 |
| 10.2.1 Legal, accounting, management consulting, and public relations | 2,094.31 | 13,490.00 | 2,721.52 | 18,680.00 | 2,014.25 | 16,940.00 | -23.05 | -27.78 | 3.97 | -20.37 |
| 10.2.1.1 Legal services | 194.06 | 1,250.00 | 215.62 | 1,480.00 | 170.03 | 1,430.00 | -10.00 | -15.54 | 14.13 | -12.59 |
| 10.2.1.2 Accounting, auditing, bookkeeping, and tax consulting services | 467.30 | 3,010.00 | 1,053.35 | 7,230.00 | 296.07 | 2,490.00 | -55.64 | -58.37 | 57.83 | 20.88 |
| 10.2.1.3 Business and management consulting and public relations | 1,432.95 | 9,230.00 | 1,452.55 | 9,970.00 | 1,548.15 | 13,020.00 | -1.35 | -7.42 | -7.44 | -29.11 |
| 10.2.2 Advertising, market research, and public opinion | 979.62 | 6,310.00 | 1,142.23 | 7,840.00 | 1,165.27 | 9,800.00 | -14.24 | -19.52 | -15.93 | -35.61 |
| 10.3 Technical, trade-related and other business services | 11,453.82 | 73,777.00 | 14,671.80 | 100,704.00 | 11,101.14 | 93,361.00 | -21.93 | -26.74 | 3.18 | -20.98 |
| 10.3.1 Architectural, engineering, scientific and other | 610.13 | 3,930.00 | 979.05 | 6,720.00 | 879.90 | 7,400.00 | -37.68 | -41.52 | -30.66 | -46.89 |
| 10.3.2 Waste treatment and de-pollution, agricultural and mining services | 12.42 | 80.00 | 5.83 | 40.00 | 34.48 | 290.00 | 113.04 | 100.00 | -63.98 | -72.41 |
| 10.3.2 services | 0.00 | 0.00 | 1.46 | 10.00 | 2.38 | 20.00 | -100.00 | -100.00 | -100.00 | -100.00 |
| 10.3.4 Trade-related services | 63.81 | 411.00 | 104.61 | 718.00 | 43.52 | 366.00 | -39.00 | -42.76 | 46.62 | 12.30 |
| n.i.e. | 10,767.46 | 69,356.00 | 13,580.85 | 93,216.00 | 10,140.86 | 85,285.00 | -20.72 | -25.60 | 6.18 | -18.68 |
| 11. Personal, cultural, and recreational services | 79.18 | 510.00 | 56.82 | 390.00 | 124.85 | 1,050.00 | 39.35 | 30.77 | -36.58 | -51.43 |
| 11.1 Audiovisual and related services | 66.76 | 430.00 | 37.88 | 260.00 | 95.12 | 800.00 | 76.24 | 65.38 | -29.81 | -46.25 |
| 11.1.1 Audiovisual services | 66.45 | 428.00 | 37.88 | 260.00 | 95.12 | 800.00 | 75.42 | 64.62 | -30.14 | -46.50 |
| 11.1.2 Artistic related services | 0.31 | 2.00 | 0.00 | 0.00 | 0.00 | 0.00 | 100.00 | 100.00 | 100.00 | 100.00 |
| 11.2 Other personal, cultural, and recreational services | 12.42 | 80.00 | 18.94 | 130.00 | 29.73 | 250.00 | -34.42 | -38.46 | -58.22 | -68.00 |
| 12. Government services, n.i.e. | 15,709.65 | 101,190.00 | 10,781.22 | 74,000.00 | 11,702.67 | 98,420.00 | 45.71 | 36.74 | 34.24 | 2.81 |
| 12.1 Embassies and consulates | 2,207.64 | 14,220.00 | 3,155.69 | 21,660.00 | 2,084.41 | 17,530.00 | -30.04 | -34.35 | 5.91 | -18.88 |
| 12.2 Military units and agencies | 3,909.17 | 25,180.00 | 132.58 | 910.00 | 2,147.43 | 18,060.00 | 2848.54 | 2667.03 | 82.04 | 39.42 |
| 12.3 Other | 9,592.84 | 61,790.00 | 7,492.95 | 51,430.00 | 7,470.83 | 62,830.00 | 28.02 | 20.14 | 28.40 | -1.66 |

* Provisional ** Revised

Contd.

Note: 1. The data are presented as per BPM6(EBOPS 2010) classification aligned with IMTS 2010 classification

10.23 Export of Services by Sector (Detail) (Cumulative)

Rs. in Millions
Dollars in Thousands

| Description | * July - May, 2018 - 2019 | | July - May, 2017 - 2018 | | % Change in July - May, 2018 - 2019 over July - May, 2017 - 2018 | |
|---|---------------------------|-------------------|-------------------------|-------------------|--|--------------|
| | Rs | \$ | Rs | \$ | Rs | \$ |
| | Services | 657,317.54 | 4,892,895.00 | 527,061.91 | 4,834,514.00 | 24.71 |
| 1.Manufacturing services on physical inputs owned by others | 0.00 | 0.00 | 0.00 | 0.00 | 0.00 | 0.00 |
| 1.1 Goods for processing in reporting economy | 0.00 | 0.00 | 0.00 | 0.00 | 0.00 | 0.00 |
| 1.2 Goods for processing abroad | 0.00 | 0.00 | 0.00 | 0.00 | 0.00 | 0.00 |
| 2.Maintenance and repair services n.i.e. | 662.30 | 4,930.00 | 770.78 | 7,070.00 | -14.07 | -30.27 |
| 3. Transport | 91,597.75 | 681,829.00 | 94,226.55 | 864,300.00 | -2.79 | -21.11 |
| 3.1 Sea transport | 5,483.81 | 40,820.00 | 4,669.35 | 42,830.00 | 17.44 | -4.69 |
| 3.1.1 Passenger | 0.00 | 0.00 | 0.00 | 0.00 | 0.00 | 0.00 |
| 3.1.2 Freight | 1,985.56 | 14,780.00 | 1,638.58 | 15,030.00 | 21.18 | -1.66 |
| 3.1.3 Other | 3,498.25 | 26,040.00 | 3,030.77 | 27,800.00 | 15.42 | -6.33 |
| 3.2 Air transport | 77,443.69 | 576,470.00 | 83,894.67 | 769,530.00 | -7.69 | -25.09 |
| 3.1.1 Passenger | 43,644.78 | 324,880.00 | 51,731.39 | 474,510.00 | -15.63 | -31.53 |
| 3.1.2 Freight | 1,072.04 | 7,980.00 | 1,159.98 | 10,640.00 | -7.58 | -25.00 |
| 3.1.3 Other | 32,726.87 | 243,610.00 | 31,003.30 | 284,380.00 | 5.56 | -14.34 |
| 3.3 Road transport | 7,525.66 | 56,019.00 | 5,488.10 | 50,340.00 | 37.13 | 11.28 |
| 3.3.1 Passenger | 0.00 | 0.00 | 0.00 | 0.00 | 0.00 | 0.00 |
| 3.3.2 Freight | 7,525.66 | 56,019.00 | 5,488.10 | 50,340.00 | 37.13 | 11.28 |
| 3.3.3 Other | 0.00 | 0.00 | 0.00 | 0.00 | 0.00 | 0.00 |
| 3.4 Rail transport | 0.00 | 0.00 | 0.00 | 0.00 | 0.00 | 0.00 |
| 3.4.1 Passenger | 0.00 | 0.00 | 0.00 | 0.00 | 0.00 | 0.00 |
| 3.4.2 Freight | 0.00 | 0.00 | 0.00 | 0.00 | 0.00 | 0.00 |
| 3.4.3 Other | 0.00 | 0.00 | 0.00 | 0.00 | 0.00 | 0.00 |
| 3.5 Postal and courier services | 1,144.59 | 8,520.00 | 174.43 | 1,600.00 | 556.19 | 432.50 |
| 3.6 Electricity transmission | 0.00 | 0.00 | 0.00 | 0.00 | 0.00 | 0.00 |
| 3.7 Other supporting and auxiliary transport service | 0.00 | 0.00 | 0.00 | 0.00 | 0.00 | 0.00 |
| 4. Travel | 52,567.71 | 391,300.00 | 36,981.99 | 339,220.00 | 42.14 | 15.35 |
| 4.1 Business | 484.97 | 3,610.00 | 415.37 | 3,810.00 | 16.76 | -5.25 |
| 4.1.1 Acquisition of goods and services by border, seasonal, and other short-term workers | 0.00 | 0.00 | 0.00 | 0.00 | 0.00 | 0.00 |
| 4.1.2 Other | 484.97 | 3,610.00 | 415.37 | 3,810.00 | 16.76 | -5.25 |
| 4.2 Personal | 52,082.74 | 387,690.00 | 36,566.62 | 335,410.00 | 42.43 | 15.59 |
| 4.2.1 Health-related expenditure | 423.17 | 3,150.00 | 255.11 | 2,340.00 | 65.88 | 34.62 |
| 4.2.2 Education-related expenditure | 2,134.68 | 15,890.00 | 1,487.04 | 13,640.00 | 43.55 | 16.50 |
| 4.2.3 Other | 49,524.89 | 368,650.00 | 34,824.47 | 319,430.00 | 42.21 | 15.41 |
| 4.2.3.1 Religious travel | 54.27 | 404.00 | 14.17 | 130.00 | 282.99 | 210.77 |
| 4.2.3.2 Other | 49,470.62 | 368,246.00 | 34,810.30 | 319,300.00 | 42.11 | 15.33 |
| 5.Construction services | 6,820.50 | 50,770.00 | 7,249.87 | 66,500.00 | -5.92 | -23.65 |
| 5.1 Construction abroad | 6,820.50 | 50,770.00 | 7,249.87 | 66,500.00 | -5.92 | -23.65 |
| 5.2 Construction in the compiling economy | 0.00 | 0.00 | 0.00 | 0.00 | 0.00 | 0.00 |
| 6. Insurance and Pension services | 5,454.24 | 40,600.00 | 4,505.83 | 41,330.00 | 21.05 | -1.77 |
| 6.1 Direct Insurance | 3,279.80 | 24,414.00 | 3,014.97 | 27,655.00 | 8.78 | -11.72 |
| 6.1.1 Life insurance | 629.25 | 4,684.00 | 301.99 | 2,770.00 | 108.37 | 69.10 |
| 6.1.2 Freight insurance | 1.34 | 10.00 | 2.18 | 20.00 | -38.53 | -50.00 |
| 6.1.3 Other direct insurance | 2,649.21 | 19,720.00 | 2,710.80 | 24,865.00 | -2.27 | -20.69 |
| 6.2 Reinsurance | 1,547.07 | 11,516.00 | 1,211.66 | 11,114.00 | 27.68 | 3.62 |
| 6.3 Auxiliary insurance services | 627.37 | 4,670.00 | 279.20 | 2,561.00 | 124.70 | 82.35 |
| 6.4 Pension and standardized guarantee services | 0.00 | 0.00 | 0.00 | 0.00 | 0.00 | 0.00 |

Contd.

10.23 Export of Services by Sector (Detail) (Cumulative)

Rs. in Millions
Dollars in Thousands

| Description | * July - May, 2018 - 2019 | | July -May , 2017 - 2018 | | % Change in July - May, 2018 - 2019 over July - May, 2017 - 2018 | |
|--|------------------------------|--------------|-------------------------|--------------|--|---------|
| | Rs | \$ | Rs | \$ | Rs | \$ |
| | 7. Financial services | 11,053.60 | 82,280.00 | 14,190.12 | 130,160.00 | -22.10 |
| 7.1 Explicitly charged and other financial services | 11,053.60 | 82,280.00 | 10,156.36 | 93,160.00 | 8.83 | -11.68 |
| 7.2 Financial intermediation service charges indirectly measured (FISIM) | 0.00 | 0.00 | 4,033.76 | 37,000.00 | -100.00 | -100.00 |
| 8. Charges for the use of intellectual services | 470.19 | 3,500.00 | 718.45 | 6,590.00 | -34.55 | -46.89 |
| 9. Telecommunication, Computer and information services | 135,481.80 | 1,008,490.00 | 105,340.12 | 966,240.00 | 28.61 | 4.37 |
| 9.1 Telecommunications services | 36,571.72 | 272,230.00 | 33,809.48 | 310,120.00 | 8.17 | -12.22 |
| 9.1.1 Call centres | 13,492.70 | 100,436.00 | 10,143.17 | 93,039.00 | 33.02 | 7.95 |
| 9.1.2 Telecommunication services | 23,079.02 | 171,794.00 | 23,666.31 | 217,081.00 | -2.48 | -20.86 |
| 9.2 Computer services | 98,609.15 | 734,020.00 | 71,318.05 | 654,170.00 | 38.27 | 12.21 |
| 9.2.1 Hardware consultancy services | 315.03 | 2,345.00 | 428.67 | 3,932.00 | -26.51 | -40.36 |
| 9.2.2 Software consultancy services | 44,234.54 | 329,270.00 | 28,294.90 | 259,537.00 | 56.33 | 26.87 |
| 9.2.3 Maintenance & repairs of computer | 699.65 | 5,208.00 | 171.05 | 1,569.00 | 309.03 | 231.93 |
| 9.2.4 Export / Import of Computer Software | 34,610.06 | 257,628.00 | 31,133.03 | 285,570.00 | 11.17 | -9.78 |
| 9.2.5 Other Computer services | 18,749.87 | 139,569.00 | 11,290.40 | 103,562.00 | 66.07 | 34.77 |
| 9.3 Information services | 300.93 | 2,240.00 | 212.59 | 1,950.00 | 41.55 | 14.87 |
| 9.3.1 News agency services | 81.01 | 603.00 | 96.16 | 882.00 | -15.75 | -31.63 |
| 9.3.2 Other information services | 219.92 | 1,637.00 | 116.43 | 1,068.00 | 88.89 | 53.28 |
| 10. Other business services | 198,352.42 | 1,476,482.00 | 135,052.50 | 1,238,779.00 | 46.87 | 19.19 |
| 10.1 Research and development services | 2,199.17 | 16,370.00 | 1,151.26 | 10,560.00 | 91.02 | 55.02 |
| 10.2 Professional and management consulting services | 38,130.07 | 283,830.00 | 29,903.28 | 274,290.00 | 27.51 | 3.48 |
| 10.2.1 Legal, accounting, management consulting, and public relations | 24,393.68 | 181,580.00 | 20,322.54 | 186,410.00 | 20.03 | -2.59 |
| 10.2.1.1 Legal services | 2,334.85 | 17,380.00 | 1,973.27 | 18,100.00 | 18.32 | -3.98 |
| 10.2.1.2 Accounting, auditing, bookkeeping, and tax consulting services | 4,259.96 | 31,710.00 | 3,681.63 | 33,770.00 | 15.71 | -6.10 |
| 10.2.1.3 Business and management consulting and public relations services | 17,798.87 | 132,490.00 | 14,667.64 | 134,540.00 | 21.35 | -1.52 |
| 10.2.2 Advertising, market research, and public opinion polling | 13,736.39 | 102,250.00 | 9,580.74 | 87,880.00 | 43.38 | 16.35 |
| 10.3 Technical, trade-related and other business services | 158,023.18 | 1,176,282.00 | 103,997.96 | 953,929.00 | 51.95 | 23.31 |
| 10.3.1 Architectural, engineering, scientific and other technical services | 13,568.46 | 101,000.00 | 7,247.69 | 66,480.00 | 87.21 | 51.93 |
| 10.3.2 Waste treatment and de-pollution, agricultural and mining services | 270.03 | 2,010.00 | 281.27 | 2,580.00 | -4.00 | -22.09 |
| 10.3.3 Operating leasing services | 53.74 | 400.00 | 54.51 | 500.00 | -1.41 | -20.00 |
| 10.3.4 Trade-related services | 673.72 | 5,015.00 | 408.28 | 3,745.00 | 65.01 | 33.91 |
| 10.3.5 Other business services n.i.e. | 143,457.23 | 1,067,857.00 | 96,006.21 | 880,624.00 | 49.42 | 21.26 |
| 11. Personal, cultural, and recreational services | 1,178.71 | 8,774.00 | 1,283.72 | 11,775.00 | -8.18 | -25.49 |
| 11.1 Audiovisual and related services | 820.02 | 6,104.00 | 1,079.74 | 9,904.00 | -24.05 | -38.37 |
| 11.1.1 Audiovisual services | 817.74 | 6,087.00 | 1,078.21 | 9,890.00 | -24.16 | -38.45 |
| 11.1.2 Artistic related services | 2.28 | 17.00 | 1.53 | 14.00 | 49.02 | 21.43 |
| 11.2 Other personal, cultural, and recreational services | 358.69 | 2,670.00 | 203.98 | 1,871.00 | 75.85 | 42.70 |
| 12. Government services, n.i.e. | 153,678.32 | 1,143,940.00 | 126,741.98 | 1,162,550.00 | 21.25 | -1.60 |
| 12.1 Embassies and consulates | 31,544.67 | 234,810.00 | 28,849.05 | 264,620.00 | 9.34 | -11.27 |
| 12.2 Military units and agencies | 23,751.53 | 176,800.00 | 17,601.39 | 161,450.00 | 34.94 | 9.51 |
| 12.3 Other | 98,382.12 | 732,330.00 | 80,291.54 | 736,480.00 | 22.53 | -0.56 |

* Provisional

Note: 1. The data are presented as per BPM6(EBOPS 2010) classification aligned with IMTS 2010 classification

10.23 Export of Services by Sector (Detail) (Cumulative)

| Description | Rs. in Millions Dollars in Thousands | | | | | |
|---|---|---------------------|--------------------------|---------------------|--|-------------|
| | * July - June, 2018 - 2019 | | July - June, 2017 - 2018 | | % Change in July - June, 2018 - 2019 over July - June, 2017 - 2018 | |
| | Rs | \$ | Rs | \$ | Rs | \$ |
| Services | 731,675.74 | 5,376,407.00 | 580,899.92 | 5,288,389.00 | 25.96 | 1.66 |
| 1.Manufacturing services on physical inputs owned by others | 0.00 | 0.00 | 0.00 | 0.00 | 0.00 | 0.00 |
| 1.1 Goods for processing in reporting economy | 0.00 | 0.00 | 0.00 | 0.00 | 0.00 | 0.00 |
| 1.2 Goods for processing abroad | 0.00 | 0.00 | 0.00 | 0.00 | 0.00 | 0.00 |
| 2.Maintenance and repair services n.i.e. | 900.92 | 6,620.00 | 798.57 | 7,270.00 | 12.82 | -8.94 |
| 3. Transport | 109,422.95 | 804,048.00 | 103,688.72 | 943,960.00 | 5.53 | -14.82 |
| 3.1 Sea transport | 7,719.03 | 56,720.00 | 5,519.68 | 50,250.00 | 39.85 | 12.88 |
| 3.1.1 Passenger | 0.00 | 0.00 | 0.00 | 0.00 | 0.00 | 0.00 |
| 3.1.2 Freight | 2,461.87 | 18,090.00 | 1,808.04 | 16,460.00 | 36.16 | 9.90 |
| 3.1.3 Other | 5,257.16 | 38,630.00 | 3,711.64 | 33,790.00 | 41.64 | 14.32 |
| 3.2 Air transport | 92,220.08 | 677,640.00 | 92,136.38 | 838,790.00 | 0.09 | -19.21 |
| 3.1.1 Passenger | 53,781.44 | 395,190.00 | 56,481.99 | 514,200.00 | -4.78 | -23.14 |
| 3.1.2 Freight | 1,939.28 | 14,250.00 | 1,168.74 | 10,640.00 | 65.93 | 33.93 |
| 3.1.3 Other | 36,499.36 | 268,200.00 | 34,485.65 | 313,950.00 | 5.84 | -14.57 |
| 3.3 Road transport | 8,601.98 | 63,208.00 | 5,847.02 | 53,230.00 | 47.12 | 18.75 |
| 3.3.1 Passenger | 0.00 | 0.00 | 0.00 | 0.00 | 0.00 | 0.00 |
| 3.3.2 Freight | 8,601.98 | 63,208.00 | 5,847.02 | 53,230.00 | 47.12 | 18.75 |
| 3.3.3 Other | 0.00 | 0.00 | 0.00 | 0.00 | 0.00 | 0.00 |
| 3.4 Rail transport | 0.00 | 0.00 | 0.00 | 0.00 | 0.00 | 0.00 |
| 3.4.1 Passenger | 0.00 | 0.00 | 0.00 | 0.00 | 0.00 | 0.00 |
| 3.4.2 Freight | 0.00 | 0.00 | 0.00 | 0.00 | 0.00 | 0.00 |
| 3.4.3 Other | 0.00 | 0.00 | 0.00 | 0.00 | 0.00 | 0.00 |
| 3.5 Postal and courier services | 881.86 | 6,480.00 | 185.64 | 1,690.00 | 375.04 | 283.43 |
| 3.6 Electricity transmission service | 0.00 | 0.00 | 0.00 | 0.00 | 0.00 | 0.00 |
| 4. Travel | 57,730.78 | 424,210.00 | 40,663.30 | 370,190.00 | 41.97 | 14.59 |
| 4.1 Business | 562.05 | 4,130.00 | 510.78 | 4,650.00 | 10.04 | -11.18 |
| 4.1.1 Acquisition of goods and services by border, seasonal, and other short-term | 0.00 | 0.00 | 0.00 | 0.00 | 0.00 | 0.00 |
| 4.1.2 Other | 562.05 | 4,130.00 | 510.78 | 4,650.00 | 10.04 | -11.18 |
| 4.2 Personal | 57,168.73 | 420,080.00 | 40,152.52 | 365,540.00 | 42.38 | 14.92 |
| 4.2.1 Health-related expenditure | 434.13 | 3,190.00 | 284.50 | 2,590.00 | 52.59 | 23.17 |
| 4.2.2 Education-related expenditure | 2,234.60 | 16,420.00 | 1,557.59 | 14,180.00 | 43.47 | 15.80 |
| 4.2.3 Other | 54,500.00 | 400,470.00 | 38,310.43 | 348,770.00 | 42.26 | 14.82 |
| 4.2.3.1 Religious travel | 69.00 | 507.00 | 16.04 | 146.00 | 330.17 | 247.26 |
| 4.2.3.2 Other | 54,431.00 | 399,963.00 | 38,294.39 | 348,624.00 | 42.14 | 14.73 |
| 5.Construction services | 7,588.38 | 55,760.00 | 7,779.18 | 70,820.00 | -2.45 | -21.27 |
| 5.1 Construction abroad | 7,588.38 | 55,760.00 | 7,779.18 | 70,820.00 | -2.45 | -21.27 |
| 5.2 Construction in the compiling economy | 0.00 | 0.00 | 0.00 | 0.00 | 0.00 | 0.00 |
| 6. Insurance and Pension services | 6,341.13 | 46,595.00 | 5,113.70 | 46,554.00 | 24.00 | 0.09 |
| 6.1 Direct Insurance | 3,653.21 | 26,844.00 | 3,462.85 | 31,525.00 | 5.50 | -14.85 |
| 6.1.1 Life insurance | 637.45 | 4,684.00 | 304.27 | 2,770.00 | 109.50 | 69.10 |
| 6.1.2 Freight insurance | 1.36 | 10.00 | 2.20 | 20.00 | -38.18 | -50.00 |
| 6.1.3 Other direct insurance | 3,014.40 | 22,150.00 | 3,156.38 | 28,735.00 | -4.50 | -22.92 |
| 6.2 Reinsurance | 2,037.95 | 14,975.00 | 1,343.62 | 12,232.00 | 51.68 | 22.42 |
| 6.3 Auxiliary insurance services | 649.97 | 4,776.00 | 307.23 | 2,797.00 | 111.56 | 70.75 |
| services | 0.00 | 0.00 | 0.00 | 0.00 | 0.00 | 0.00 |

Contd.

10.23 Export of Services by Sector (Detail) (Cumulative)

| Description | Rs. in Millions Dollars in Thousands | | | | | |
|--|---|---------------------|--------------------------|---------------------|--|---------------|
| | * July - June, 2018 - 2019 | | July - June, 2017 - 2018 | | % Change in July - June, 2018 - 2019 over July - June, 2017 - 2018 | |
| | Rs | \$ | Rs | \$ | Rs | \$ |
| 7. Financial services | 14,548.03 | 106,900.00 | 15,705.55 | 142,980.00 | -7.37 | -25.23 |
| services | 12,098.41 | 88,900.00 | 11,092.09 | 100,980.00 | 9.07 | -11.96 |
| 7.2 Financial intermediation service charges indirectly measured (FISIM) | 2,449.62 | 18,000.00 | 4,613.46 | 42,000.00 | -46.90 | -57.14 |
| 8. Charges for the use of intellectual services | 476.32 | 3,500.00 | 782.09 | 7,120.00 | -39.10 | -50.84 |
| 9. Telecommunication, Computer and information services | 148,347.73 | 1,090,070.00 | 117,090.84 | 1,065,970.00 | 26.69 | 2.26 |
| 9.1 Telecommunications services | 39,962.86 | 293,650.00 | 36,683.64 | 333,960.00 | 8.94 | -12.07 |
| 9.1.1 Call centres | 14,604.51 | 107,315.00 | 11,421.62 | 103,980.00 | 27.87 | 3.21 |
| 9.1.2 Telecommunication services | 25,358.35 | 186,335.00 | 25,262.02 | 229,980.00 | 0.38 | -18.98 |
| 9.2 Computer services | 108,060.97 | 794,040.00 | 80,174.33 | 729,890.00 | 34.78 | 8.79 |
| 9.2.1 Hardware consultancy services | 321.99 | 2,366.00 | 458.16 | 4,171.00 | -29.72 | -43.27 |
| 9.2.2 Software consultancy services | 48,440.59 | 355,945.00 | 31,602.34 | 287,701.00 | 53.28 | 23.72 |
| 9.2.3 Maintenance & repairs of computer Software | 821.71 | 6,038.00 | 193.44 | 1,761.00 | 324.79 | 242.87 |
| 9.2.5 Other Computer services | 37,766.63 | 277,512.00 | 35,366.38 | 321,968.00 | 6.79 | -13.81 |
| 9.3 Information services | 20,710.05 | 152,179.00 | 12,554.01 | 114,289.00 | 64.97 | 33.15 |
| 9.3.1 News agency services | 323.90 | 2,380.00 | 232.87 | 2,120.00 | 39.09 | 12.26 |
| 9.3.2 Other information services | 92.27 | 678.00 | 112.37 | 1,023.00 | -17.89 | -33.72 |
| 9.3.2 Other information services | 231.63 | 1,702.00 | 120.50 | 1,097.00 | 92.22 | 55.15 |
| 10. Other business services | 214,599.39 | 1,576,892.00 | 149,358.71 | 1,359,730.00 | 43.68 | 15.97 |
| 10.1 Research and development services | 2,355.72 | 17,310.00 | 1,253.32 | 11,410.00 | 87.96 | 51.71 |
| 10.2 Professional and management consulting services | 41,330.57 | 303,700.00 | 33,066.46 | 301,030.00 | 24.99 | 0.89 |
| 10.2.1 Legal, accounting, management consulting, and public relations | 26,547.10 | 195,070.00 | 22,336.86 | 203,350.00 | 18.85 | -4.07 |
| 10.2.1.1 Legal services | 2,535.36 | 18,630.00 | 2,145.26 | 19,530.00 | 18.18 | -4.61 |
| 10.2.1.2 Accounting, auditing, bookkeeping, and tax consulting | 4,725.05 | 34,720.00 | 3,982.96 | 36,260.00 | 18.63 | -4.25 |
| 10.2.1.3 Business and management consulting and public | 19,286.69 | 141,720.00 | 16,208.64 | 147,560.00 | 18.99 | -3.96 |
| 10.2.2 Advertising, market research, and public opinion polling | 14,783.47 | 108,630.00 | 10,729.60 | 97,680.00 | 37.78 | 11.21 |
| 10.3 Technical, trade-related and other business services | 170,913.10 | 1,255,882.00 | 115,038.93 | 1,047,290.00 | 48.57 | 19.92 |
| 10.3.1 Architectural, engineering, scientific and other technical services | 12,527.09 | 92,050.00 | 8,115.30 | 73,880.00 | 54.36 | 24.59 |
| 10.3.2 Waste treatment and de-pollution, agricultural and mining services | 284.43 | 2,090.00 | 315.25 | 2,870.00 | -9.78 | -27.18 |
| 10.3.3 Operating leasing services | 54.44 | 400.00 | 57.12 | 520.00 | -4.69 | -23.08 |
| 10.3.4 Trade-related services | 738.42 | 5,426.00 | 451.57 | 4,111.00 | 63.52 | 31.99 |
| 10.3.5 Other business services n.i.e. | 157,308.72 | 1,155,916.00 | 106,099.69 | 965,909.00 | 48.27 | 19.67 |
| 11. Personal, cultural, and recreational services | 1,263.19 | 9,282.00 | 1,408.76 | 12,825.00 | -10.33 | -27.63 |
| 11.1 Audiovisual and related services | 888.94 | 6,532.00 | 1,175.78 | 10,704.00 | -24.40 | -38.98 |
| 11.1.1 Audiovisual services | 886.63 | 6,515.00 | 1,174.24 | 10,690.00 | -24.49 | -39.06 |
| 11.1.2 Artistic related services | 2.31 | 17.00 | 1.54 | 14.00 | 50.00 | 21.43 |
| 11.2 Other personal, cultural, and recreational services | 374.25 | 2,750.00 | 232.98 | 2,121.00 | 60.64 | 29.66 |
| 12. Government services, n.i.e. | 170,456.92 | 1,252,530.00 | 138,510.50 | 1,260,970.00 | 23.06 | -0.67 |
| 12.1 Embassies and consulates | 33,978.97 | 249,680.00 | 30,992.60 | 282,150.00 | 9.64 | -11.51 |
| 12.2 Military units and agencies | 27,487.48 | 201,980.00 | 19,718.17 | 179,510.00 | 39.40 | 12.52 |
| 12.3 Other | 108,990.47 | 800,870.00 | 87,799.73 | 799,310.00 | 24.14 | 0.20 |

* Provisional

Contd.

Note: 1. The data are presented as per BPM6(EBOPS 2010) classification aligned with IMTS 2010 classification

10.24 Import of Services by Sectors (Detail) (Monthly)

| Description | Rs. in Millions Dollars in Thousands | | | | | | | | | |
|---|---|---------------------|-------------------|-------------------|-------------------|-------------------|-------------------------------|--------------|--------------|--------------|
| | * May 2019 | | **April, 2019 | | May, 2018 | | % Change in May, 2019 over | | | |
| | | | | | | | April, 2019 | | May, 2018 | |
| | Rs | \$ | Rs | \$ | Rs | \$ | Rs | \$ | Rs | \$ |
| Services | 166,044.13 | 1,139,691.00 | 129,234.18 | 915,486.00 | 105,086.78 | 910,261.00 | 28.48 | 24.49 | 58.01 | 25.20 |
| 1.Manufacturing services on physical inputs owned by others | 0.00 | 0.00 | 0.00 | 0.00 | 0.00 | 0.00 | 0.00 | 0.00 | 0.00 | 0.00 |
| 1.1 Goods for processing in reporting economy | 0.00 | 0.00 | 0.00 | 0.00 | 0.00 | 0.00 | 0.00 | 0.00 | 0.00 | 0.00 |
| 1.2 Goods for processing abroad | 0.00 | 0.00 | 0.00 | 0.00 | 0.00 | 0.00 | 0.00 | 0.00 | 0.00 | 0.00 |
| 2.Maintenance and repair services n.i.e. | 5,652.86 | 38,800.00 | 5,477.18 | 38,800.00 | 580.70 | 5,030.00 | 3.21 | 0.00 | 873.46 | 671.37 |
| 3. Transport | 51,473.21 | 353,301.00 | 47,790.00 | 338,541.00 | 38,270.17 | 331,496.00 | 7.71 | 4.36 | 34.50 | 6.58 |
| 3.1 Sea transport | 26,559.70 | 182,300.00 | 23,885.05 | 169,200.00 | 24,896.81 | 215,656.00 | 11.20 | 7.74 | 6.68 | -15.47 |
| 3.1.1 Passenger | 0.00 | 0.00 | 0.00 | 0.00 | 0.00 | 0.00 | 0.00 | 0.00 | 0.00 | 0.00 |
| 3.1.2 Freight | 23,307.85 | 159,980.00 | 20,722.96 | 146,800.00 | 23,060.05 | 199,746.00 | 12.47 | 8.98 | 1.07 | -19.91 |
| 3.1.3 Other | 3,251.85 | 22,320.00 | 3,162.09 | 22,400.00 | 1,836.76 | 15,910.00 | 2.84 | -0.36 | 77.04 | 40.29 |
| 3.2 Air transport | 24,420.93 | 167,620.00 | 23,477.08 | 166,310.00 | 12,800.75 | 110,880.00 | 4.02 | 0.79 | 90.78 | 51.17 |
| 3.1.1 Passenger | 20,965.11 | 143,900.00 | 20,313.58 | 143,900.00 | 9,468.95 | 82,020.00 | 3.21 | 0.00 | 121.41 | 75.45 |
| 3.1.2 Freight | 1,998.90 | 13,720.00 | 1,751.85 | 12,410.00 | 2,726.86 | 23,620.00 | 14.10 | 10.56 | -26.70 | -41.91 |
| 3.1.3 Other | 1,456.92 | 10,000.00 | 1,411.65 | 10,000.00 | 604.94 | 5,240.00 | 3.21 | 0.00 | 140.84 | 90.84 |
| 3.3 Road transport | 243.45 | 1,671.00 | 238.71 | 1,691.00 | 228.58 | 1,980.00 | 1.99 | -1.18 | 6.51 | -15.61 |
| 3.3.1 Passenger | 0.00 | 0.00 | 0.00 | 0.00 | 0.00 | 0.00 | 0.00 | 0.00 | 0.00 | 0.00 |
| 3.3.2 Freight | 182.26 | 1,251.00 | 179.42 | 1,271.00 | 228.58 | 1,980.00 | 1.58 | -1.57 | -20.26 | -36.82 |
| 3.3.3 Other | 61.19 | 420.00 | 59.29 | 420.00 | 0.00 | 0.00 | 3.20 | 0.00 | 100.00 | 100.00 |
| 3.4 Rail transport | 0.00 | 0.00 | 0.00 | 0.00 | 0.00 | 0.00 | 0.00 | 0.00 | 0.00 | 0.00 |
| 3.4.1 Passenger | 0.00 | 0.00 | 0.00 | 0.00 | 0.00 | 0.00 | 0.00 | 0.00 | 0.00 | 0.00 |
| 3.4.2 Freight | 0.00 | 0.00 | 0.00 | 0.00 | 0.00 | 0.00 | 0.00 | 0.00 | 0.00 | 0.00 |
| 3.4.3 Other | 0.00 | 0.00 | 0.00 | 0.00 | 0.00 | 0.00 | 0.00 | 0.00 | 0.00 | 0.00 |
| 3.5 Postal and courier services | 249.13 | 1,710.00 | 189.16 | 1,340.00 | 344.03 | 2,980.00 | 31.70 | 27.61 | -27.58 | -42.62 |
| 3.6 Electricity transmission | 0.00 | 0.00 | 0.00 | 0.00 | 0.00 | 0.00 | 0.00 | 0.00 | 0.00 | 0.00 |
| 3.7 Other supporting and auxiliary transport service | 0.00 | 0.00 | 0.00 | 0.00 | 0.00 | 0.00 | 0.00 | 0.00 | 0.00 | 0.00 |
| 4. Travel | 26,916.65 | 184,750.00 | 27,999.99 | 198,350.00 | 22,205.05 | 192,340.00 | -3.87 | -6.86 | 21.22 | -3.95 |
| 4.1 Business | 866.87 | 5,950.00 | 604.18 | 4,280.00 | 211.27 | 1,830.00 | 43.48 | 39.02 | 310.31 | 225.14 |
| 4.1.1 Acquisition of goods and services by border, seasonal, and other short-term workers | 0.00 | 0.00 | 0.00 | 0.00 | 0.00 | 0.00 | 0.00 | 0.00 | 0.00 | 0.00 |
| 4.1.2 Other | 866.87 | 5,950.00 | 604.18 | 4,280.00 | 211.27 | 1,830.00 | 43.48 | 39.02 | 310.31 | 225.14 |
| 4.2 Personal | 26,049.78 | 178,800.00 | 27,395.81 | 194,070.00 | 21,993.78 | 190,510.00 | -4.91 | -7.87 | 18.44 | -6.15 |
| 4.2.1 Health-related expenditure | 30.60 | 210.00 | 48.00 | 340.00 | 40.41 | 350.00 | -36.25 | -38.24 | -24.28 | -40.00 |
| 4.2.2 Education-related expenditure | 1,392.82 | 9,560.00 | 3,747.92 | 26,550.00 | 2,846.92 | 24,660.00 | -62.84 | -63.99 | -51.08 | -61.23 |
| 4.2.3 Other | 24,626.36 | 169,030.00 | 23,599.89 | 167,180.00 | 19,106.45 | 165,500.00 | 4.35 | 1.11 | 28.89 | 2.13 |
| 4.2.3.1 Religious travel | 11,340.68 | 77,840.00 | 9,644.50 | 68,321.00 | 7,605.29 | 65,877.00 | 17.59 | 13.93 | 49.12 | 18.16 |
| 4.2.3.2 Other | 13,285.68 | 91,190.00 | 13,955.39 | 98,859.00 | 11,501.16 | 99,623.00 | -4.80 | -7.76 | 15.52 | -8.46 |
| 5.Construction services | 16.03 | 110.00 | 0.00 | 0.00 | 140.85 | 1,220.00 | 100.00 | 100.00 | -88.62 | -90.98 |
| 5.1 Construction abroad | 0.00 | 0.00 | 0.00 | 0.00 | 0.00 | 0.00 | 0.00 | 0.00 | 0.00 | 0.00 |
| 5.2 Construction in the compiling economy | 16.03 | 110.00 | 0.00 | 0.00 | 140.85 | 1,220.00 | 100.00 | 100.00 | -88.62 | -90.98 |
| 6. Insurance and Pension services | 2,647.21 | 18,170.00 | 3,479.70 | 24,650.00 | 2,228.24 | 19,301.00 | -23.92 | -26.29 | 18.80 | -5.86 |
| 6.1 Direct Insurance | 907.65 | 6,230.00 | 437.61 | 3,100.00 | 192.91 | 1,671.00 | 107.41 | 100.97 | 370.50 | 272.83 |
| 6.1.1 Life insurance | 45.16 | 310.00 | 0.00 | 0.00 | 0.00 | 0.00 | 100.00 | 100.00 | 100.00 | 100.00 |
| 6.1.2 Freight insurance | 381.71 | 2,620.00 | 282.33 | 2,000.00 | 182.52 | 1,581.00 | 35.20 | 31.00 | 109.13 | 65.72 |
| 6.1.3 Other direct insurance | 480.78 | 3,300.00 | 155.28 | 1,100.00 | 10.39 | 90.00 | 209.62 | 200.00 | 4527.33 | 3566.67 |
| 6.2 Reinsurance | 1,718.00 | 11,792.00 | 3,018.52 | 21,383.00 | 2,026.09 | 17,550.00 | -43.08 | -44.85 | -15.21 | -32.81 |
| 6.3 Auxiliary insurance services | 21.56 | 148.00 | 23.57 | 167.00 | 9.24 | 80.00 | -8.53 | -11.38 | 133.33 | 85.00 |
| 6.4 Pension and standardized guarantee services | 0.00 | 0.00 | 0.00 | 0.00 | 0.00 | 0.00 | 0.00 | 0.00 | 0.00 | 0.00 |

Contd.

10.24 Import of Services by Sectors (Detail) (Monthly)

| Description | Rs. in Millions Dollars in Thousands | | | | | | | | | |
|--|---|------------|---------------|------------|-----------|------------|-------------------------------|----------|-----------|---------|
| | * May 2019 | | **April, 2019 | | May, 2018 | | % Change in May, 2019 over | | | |
| | | | | | | | April, 2019 | | May, 2018 | |
| | Rs | \$ | Rs | \$ | Rs | \$ | Rs | \$ | Rs | \$ |
| 7. Financial services | 3,139.67 | 21,550.00 | 1,304.36 | 9,240.00 | 2,926.58 | 25,350.00 | 140.71 | 133.23 | 7.28 | -14.99 |
| 7.1 Explicitly charged and other financial services | 3,139.67 | 21,550.00 | 1,304.36 | 9,240.00 | 1,310.32 | 11,350.00 | 140.71 | 133.23 | 139.61 | 89.87 |
| 7.2 Financial intermediation service charges indirectly measured (FISIM) | 0.00 | 0.00 | 0.00 | 0.00 | 1,616.26 | 14,000.00 | 0.00 | 0.00 | -100.00 | -100.00 |
| 8. Charges for the use of intellectual services | 2,338.36 | 16,050.00 | 3,499.47 | 24,790.00 | 2,719.93 | 23,560.00 | -33.18 | -35.26 | -14.03 | -31.88 |
| 9. Telecommunication, Computer and information services | 5,141.47 | 35,290.00 | 5,001.46 | 35,430.00 | 4,759.88 | 41,230.00 | 2.80 | -0.40 | 8.02 | -14.41 |
| 9.1 Telecommunications services | 1,362.22 | 9,350.00 | 1,123.67 | 7,960.00 | 1,024.01 | 8,870.00 | 21.23 | 17.46 | 33.03 | 5.41 |
| 9.1.1 Call centres | 41.81 | 287.00 | 128.88 | 913.00 | 0.00 | 0.00 | -67.56 | -68.57 | 100.00 | 100.00 |
| 9.1.2 Telecommunication services | 1,320.41 | 9,063.00 | 994.79 | 7,047.00 | 1,024.01 | 8,870.00 | 32.73 | 28.61 | 28.95 | 2.18 |
| 9.2 Computer services | 3,285.35 | 22,550.00 | 3,736.62 | 26,470.00 | 3,584.63 | 31,050.00 | -12.08 | -14.81 | -8.35 | -27.38 |
| 9.2.1 Hardware consultancy services | 0.00 | 0.00 | 17.79 | 126.00 | 0.00 | 0.00 | -100.00 | -100.00 | 0.00 | 0.00 |
| 9.2.2 Software consultancy services | 760.80 | 5,222.00 | 1,651.34 | 11,698.00 | 1,474.49 | 12,772.00 | -53.93 | -55.36 | -48.40 | -59.11 |
| 9.2.3 Maintenance & repairs of computer | 1.31 | 9.00 | 22.87 | 162.00 | 0.23 | 2.00 | -94.27 | -94.44 | 469.57 | 350.00 |
| 9.2.4 Export / Import of Computer Software | 2,211.90 | 15,182.00 | 1,718.11 | 12,171.00 | 1,760.80 | 15,252.00 | 28.74 | 24.74 | 25.62 | -0.46 |
| 9.2.5 Other Computer services | 311.34 | 2,137.00 | 326.51 | 2,313.00 | 349.11 | 3,024.00 | -4.65 | -7.61 | -10.82 | -29.33 |
| 9.3 Information services | 493.90 | 3,390.00 | 141.17 | 1,000.00 | 151.24 | 1,310.00 | 249.86 | 239.00 | 226.57 | 158.78 |
| 9.3.1 News agency services | 132.73 | 911.00 | 138.06 | 978.00 | 143.27 | 1,241.00 | -3.86 | -6.85 | -7.36 | -26.59 |
| 9.3.2 Other information services | 361.17 | 2,479.00 | 3.11 | 22.00 | 7.97 | 69.00 | 11513.18 | 11168.18 | 4431.62 | 3492.75 |
| 10. Other business services | 62,636.02 | 429,920.00 | 26,520.59 | 187,870.00 | 23,979.81 | 207,713.00 | 136.18 | 128.84 | 161.20 | 106.98 |
| 10.1 Research and development services | 138.41 | 950.00 | 52.23 | 370.00 | 19.63 | 170.00 | 165.00 | 156.76 | 605.09 | 458.82 |
| 10.2 Professional and management consulting services | 779.46 | 5,350.00 | 1,006.51 | 7,130.00 | 507.96 | 4,400.00 | -22.56 | -24.96 | 53.45 | 21.59 |
| 10.2.1 Legal, accounting, management consulting, and public relations | 626.48 | 4,300.00 | 818.76 | 5,800.00 | 383.28 | 3,320.00 | -23.48 | -25.86 | 63.45 | 29.52 |
| 10.2.1.1 Legal services | 61.19 | 420.00 | 73.41 | 520.00 | 243.59 | 2,110.00 | -16.65 | -19.23 | -74.88 | -80.09 |
| 10.2.1.2 Accounting, auditing, bookkeeping, and tax consulting services | 18.94 | 130.00 | 2.82 | 20.00 | 1.15 | 10.00 | 571.63 | 550.00 | 1546.96 | 1200.00 |
| 10.2.1.3 Business and management consulting and public relations services | 546.35 | 3,750.00 | 742.53 | 5,260.00 | 138.54 | 1,200.00 | -26.42 | -28.71 | 294.36 | 212.50 |
| 10.2.2 Advertising, market research, and public opinion polling | 152.98 | 1,050.00 | 187.75 | 1,330.00 | 124.68 | 1,080.00 | -18.52 | -21.05 | 22.70 | -2.78 |
| 10.3 Technical, trade-related and other business services | 61,718.15 | 423,620.00 | 25,461.85 | 180,370.00 | 23,452.22 | 203,143.00 | 142.39 | 134.86 | 163.17 | 108.53 |
| 10.3.1 Architectural, engineering, scientific and other technical services | 9,353.44 | 64,200.00 | 7,953.21 | 56,340.00 | 711.15 | 6,160.00 | 17.61 | 13.95 | 1215.26 | 942.21 |
| 10.3.2 Waste treatment and de-pollution, agricultural and mining services | 0.00 | 0.00 | 0.00 | 0.00 | 0.00 | 0.00 | 0.00 | 0.00 | 0.00 | 0.00 |
| 10.3.3 Operating leasing services | 1,502.09 | 10,310.00 | 1,367.88 | 9,690.00 | 1,710.92 | 14,820.00 | 9.81 | 6.40 | -12.21 | -30.43 |
| 10.3.4 Trade-related services | 3.64 | 25.00 | 21.32 | 151.00 | 33.25 | 288.00 | -82.93 | -83.44 | -89.05 | -91.32 |
| 10.3.5 Other business services n.i.e. | 50,858.98 | 349,085.00 | 16,119.44 | 114,189.00 | 20,996.90 | 181,875.00 | 215.51 | 205.71 | 142.22 | 91.94 |
| 11. Personal, cultural, and recreational services | 7.29 | 50.00 | 20.47 | 145.00 | 45.02 | 390.00 | -64.39 | -65.52 | -83.81 | -87.18 |
| 11.1 Audiovisual and related services | 1.46 | 10.00 | 10.59 | 75.00 | 2.54 | 22.00 | -86.21 | -86.67 | -42.52 | -54.55 |
| 11.1.1 Audiovisual services | 1.31 | 9.00 | 10.59 | 75.00 | 2.54 | 22.00 | -87.63 | -88.00 | -48.43 | -59.09 |
| 11.1.2 Artistic related services | 0.15 | 1.00 | 0.00 | 0.00 | 0.00 | 0.00 | 100.00 | 100.00 | 100.00 | 100.00 |
| 11.2 Other personal, cultural, and recreational services | 5.83 | 40.00 | 9.88 | 70.00 | 42.48 | 368.00 | -40.99 | -42.86 | -86.28 | -89.13 |
| 12. Government services, n.i.e. | 6,075.36 | 41,700.00 | 8,140.96 | 57,670.00 | 7,230.55 | 62,631.00 | -25.37 | -27.69 | -15.98 | -33.42 |
| 12.1 Embassies and consulates | 1,040.24 | 7,140.00 | 1,029.09 | 7,290.00 | 1,426.92 | 12,360.00 | 1.08 | -2.06 | -27.10 | -42.23 |
| 12.2 Military units and agencies | 1,054.81 | 7,240.00 | 3,320.19 | 23,520.00 | 23.09 | 200.00 | -68.23 | -69.22 | 4468.25 | 3520.00 |
| 12.3 Other | 3,980.31 | 27,320.00 | 3,791.68 | 26,860.00 | 5,780.54 | 50,071.00 | 4.97 | 1.71 | -31.14 | -45.44 |

* Provisional ** Revised

Note: 1. The data are presented as per BPM6(EBOPS 2010) classification aligned with IMTS 2010 classification

10.24 Import of Services by Sectors (Detail) (Monthly)

| Description | Rs. in Millions Dollars in Thousands | | | | | | | | | |
|---|---|------------|-------------|--------------|------------|--------------|--------------------------------|---------|-----------|---------|
| | * June 2019 | | **May, 2019 | | June, 2018 | | % Change in June, 2019 over | | | |
| | Rs | \$ | Rs | \$ | Rs | \$ | May, 2019 | | June,2018 | |
| | | | | | | | Rs | \$ | Rs | \$ |
| Services | 104,274.47 | 671,659.00 | 167,176.00 | 1,147,460.00 | 121,977.56 | 1,025,836.00 | -37.63 | -41.47 | -14.51 | -34.53 |
| 1.Manufacturing services on physical inputs owned by others | 0.00 | 0.00 | 0.00 | 0.00 | 0.00 | 0.00 | 0.00 | 0.00 | 0.00 | 0.00 |
| 1.1 Goods for processing in reporting economy | 0.00 | 0.00 | 0.00 | 0.00 | 0.00 | 0.00 | 0.00 | 0.00 | 0.00 | 0.00 |
| 1.2 Goods for processing abroad | 0.00 | 0.00 | 0.00 | 0.00 | 0.00 | 0.00 | 0.00 | 0.00 | 0.00 | 0.00 |
| 2.Maintenance and repair services n.i.e. | 543.37 | 3,500.00 | 5,652.86 | 38,800.00 | 780.02 | 6,560.00 | -90.39 | -90.98 | -30.34 | -46.65 |
| 3. Transport | 50,160.05 | 323,094.00 | 50,725.66 | 348,170.00 | 42,117.65 | 354,211.00 | -1.12 | -7.20 | 19.10 | -8.78 |
| 3.1 Sea transport | 26,928.57 | 173,454.00 | 25,856.00 | 177,470.00 | 25,269.80 | 212,520.00 | 4.15 | -2.26 | 6.56 | -18.38 |
| 3.1.1 Passenger | 0.00 | 0.00 | 0.00 | 0.00 | 0.00 | 0.00 | 0.00 | 0.00 | 0.00 | 0.00 |
| 3.1.2 Freight | 23,497.57 | 151,354.00 | 22,627.46 | 155,310.00 | 23,488.60 | 197,540.00 | 3.85 | -2.55 | 0.04 | -23.38 |
| 3.1.3 Other | 3,431.00 | 22,100.00 | 3,228.54 | 22,160.00 | 1,781.20 | 14,980.00 | 6.27 | -0.27 | 92.62 | 47.53 |
| 3.2 Air transport | 22,790.57 | 146,800.00 | 24,378.68 | 167,330.00 | 16,492.20 | 138,700.00 | -6.51 | -12.27 | 38.19 | 5.84 |
| 3.1.1 Passenger | 19,873.44 | 128,010.00 | 20,965.11 | 143,900.00 | 12,933.35 | 108,770.00 | -5.21 | -11.04 | 53.66 | 17.69 |
| 3.1.2 Freight | 1,864.54 | 12,010.00 | 1,982.87 | 13,610.00 | 2,585.01 | 21,740.00 | -5.97 | -11.76 | -27.87 | -44.76 |
| 3.1.3 Other | 1,052.59 | 6,780.00 | 1,430.70 | 9,820.00 | 973.84 | 8,190.00 | -26.43 | -30.96 | 8.09 | -17.22 |
| 3.3 Road transport | 249.95 | 1,610.00 | 241.85 | 1,660.00 | 229.61 | 1,931.00 | 3.35 | -3.01 | 8.86 | -16.62 |
| 3.3.1 Passenger | 0.00 | 0.00 | 0.00 | 0.00 | 0.00 | 0.00 | 0.00 | 0.00 | 0.00 | 0.00 |
| 3.3.2 Freight | 180.09 | 1,160.00 | 180.66 | 1,240.00 | 229.61 | 1,931.00 | -0.32 | -6.45 | -21.57 | -39.93 |
| 3.3.3 Other | 69.86 | 450.00 | 61.19 | 420.00 | 0.00 | 0.00 | 14.17 | 7.14 | 100.00 | 100.00 |
| 3.4 Rail transport | 0.00 | 0.00 | 0.00 | 0.00 | 0.00 | 0.00 | 0.00 | 0.00 | 0.00 | 0.00 |
| 3.4.1 Passenger | 0.00 | 0.00 | 0.00 | 0.00 | 0.00 | 0.00 | 0.00 | 0.00 | 0.00 | 0.00 |
| 3.4.2 Freight | 0.00 | 0.00 | 0.00 | 0.00 | 0.00 | 0.00 | 0.00 | 0.00 | 0.00 | 0.00 |
| 3.4.3 Other | 0.00 | 0.00 | 0.00 | 0.00 | 0.00 | 0.00 | 0.00 | 0.00 | 0.00 | 0.00 |
| 3.5 Postal and courier services | 190.96 | 1,230.00 | 249.13 | 1,710.00 | 126.04 | 1,060.00 | -23.35 | -28.07 | 51.51 | 16.04 |
| 3.6 Electricity transmission | 0.00 | 0.00 | 0.00 | 0.00 | 0.00 | 0.00 | 0.00 | 0.00 | 0.00 | 0.00 |
| 3.7 Other supporting and auxiliary transport service | 0.00 | 0.00 | 0.00 | 0.00 | 0.00 | 0.00 | 0.00 | 0.00 | 0.00 | 0.00 |
| 4. Travel | 18,167.26 | 117,020.00 | 26,916.65 | 184,750.00 | 25,026.04 | 210,470.00 | -32.51 | -36.66 | -27.41 | -44.40 |
| 4.1 Business | 402.10 | 2,590.00 | 866.87 | 5,950.00 | 463.73 | 3,900.00 | -53.61 | -56.47 | -13.29 | -33.59 |
| 4.1.1 Acquisition of goods and services by border, seasonal, and other short-term workers | 0.00 | 0.00 | 0.00 | 0.00 | 0.00 | 0.00 | 0.00 | 0.00 | 0.00 | 0.00 |
| 4.1.2 Other | 402.10 | 2,590.00 | 866.87 | 5,950.00 | 463.73 | 3,900.00 | -53.61 | -56.47 | -13.29 | -33.59 |
| 4.2 Personal | 17,765.16 | 114,430.00 | 26,049.78 | 178,800.00 | 24,562.31 | 206,570.00 | -31.80 | -36.00 | -27.67 | -44.60 |
| 4.2.1 Health-related expenditure | 12.42 | 80.00 | 30.60 | 210.00 | 55.89 | 470.00 | -59.41 | -61.90 | -77.78 | -82.98 |
| 4.2.2 Education-related expenditure | 1,412.77 | 9,100.00 | 1,392.82 | 9,560.00 | 1,731.26 | 14,560.00 | 1.43 | -4.81 | -18.40 | -37.50 |
| 4.2.3 Other | 16,339.97 | 105,250.00 | 24,626.36 | 169,030.00 | 22,775.16 | 191,540.00 | -33.65 | -37.73 | -28.26 | -45.05 |
| 4.2.3.1 Religious travel | 6,582.87 | 42,402.00 | 11,340.68 | 77,840.00 | 13,604.90 | 114,417.75 | -41.95 | -45.53 | -51.61 | -62.94 |
| 4.2.3.2 Other | 9,757.10 | 62,848.00 | 13,285.68 | 91,190.00 | 9,170.26 | 77,122.25 | -26.56 | -31.08 | 6.40 | -18.51 |
| 5.Construction services | 0.00 | 0.00 | 2,408.29 | 16,530.00 | 64.33 | 541.00 | -100.00 | -100.00 | -100.00 | -100.00 |
| 5.1 Construction abroad | 0.00 | 0.00 | 0.00 | 0.00 | 0.12 | 1.00 | 0.00 | 0.00 | -100.00 | -100.00 |
| 5.2 Construction in the compiling economy | 0.00 | 0.00 | 2,408.29 | 16,530.00 | 64.21 | 540.00 | -100.00 | -100.00 | -100.00 | -100.00 |
| 6. Insurance and Pension services | 1,726.68 | 11,122.00 | 2,545.23 | 17,470.00 | 2,273.60 | 19,121.00 | -32.16 | -36.34 | -24.06 | -41.83 |
| 6.1 Direct Insurance | 652.36 | 4,202.00 | 805.67 | 5,530.00 | 356.72 | 3,000.00 | -19.03 | -24.01 | 82.88 | 40.07 |
| 6.1.1 Life insurance | 29.50 | 190.00 | 45.16 | 310.00 | 4.76 | 40.00 | -34.68 | -38.71 | 519.75 | 375.00 |
| 6.1.2 Freight insurance | 403.96 | 2,602.00 | 279.73 | 1,920.00 | 229.49 | 1,930.00 | 44.41 | 35.52 | 76.03 | 34.82 |
| 6.1.3 Other direct insurance | 218.90 | 1,410.00 | 480.78 | 3,300.00 | 122.47 | 1,030.00 | -54.47 | -57.27 | 78.74 | 36.89 |
| 6.2 Reinsurance | 941.43 | 6,064.00 | 1,718.00 | 11,792.00 | 1,847.91 | 15,541.00 | -45.20 | -48.58 | -49.05 | -60.98 |
| 6.3 Auxiliary insurance services | 132.89 | 856.00 | 21.56 | 148.00 | 68.85 | 579.00 | 516.37 | 478.38 | 93.01 | 47.84 |
| 6.4 Pension and standardized guarantee services | 0.00 | 0.00 | 0.00 | 0.00 | 0.12 | 1.00 | 0.00 | 0.00 | -100.00 | -100.00 |

Contd.

10.24 Import of Services by Sectors (Detail) (Monthly)

| Description | Rs. in Millions Dollars in Thousands | | | | | | | | | |
|--|---|------------------|-----------------|------------------|-----------------|------------------|--------------------------------|---------------|---------------|---------------|
| | * June 2019 | | **May, 2019 | | June, 2018 | | % Change in June, 2019 over | | | |
| | | | | | | | May, 2019 | | June,2018 | |
| | Rs | \$ | Rs | \$ | Rs | \$ | Rs | \$ | Rs | \$ |
| 7. Financial services | 1,782.26 | 11,480.00 | 3,110.53 | 21,350.00 | 3,266.33 | 27,470.00 | -42.70 | -46.23 | -45.44 | -58.21 |
| 7.1 Explicitly charged and other financial services | 1,782.26 | 11,480.00 | 3,110.53 | 21,350.00 | 1,720.56 | 14,470.00 | -42.70 | -46.23 | 3.59 | -20.66 |
| 7.2 Financial intermediation service charges indirectly measured (FISIM) | 0.00 | 0.00 | 0.00 | 0.00 | 1,545.77 | 13,000.00 | 0.00 | 0.00 | -100.00 | -100.00 |
| 8. Charges for the use of intellectual services | 1,184.55 | 7,630.00 | 2,338.36 | 16,050.00 | 623.06 | 5,240.00 | -49.34 | -52.46 | 90.12 | 45.61 |
| 9. Telecommunication, Computer and information services | 5,280.02 | 34,010.00 | 5,141.47 | 35,290.00 | 3,907.24 | 32,860.00 | 2.69 | -3.63 | 35.13 | 3.50 |
| 9.1 Telecommunications services | 751.41 | 4,840.00 | 1,362.22 | 9,350.00 | 807.37 | 6,790.00 | -44.84 | -48.24 | -6.93 | -28.72 |
| 9.1.1 Call centres | 18.94 | 122.00 | 41.81 | 287.00 | 13.32 | 112.00 | -54.70 | -57.49 | 42.19 | 8.93 |
| 9.1.2 Telecommunication services | 732.47 | 4,718.00 | 1,320.41 | 9,063.00 | 794.05 | 6,678.00 | -44.53 | -47.94 | -7.76 | -29.35 |
| 9.2 Computer services | 4,089.26 | 26,340.00 | 3,285.35 | 22,550.00 | 2,847.79 | 23,950.00 | 24.47 | 16.81 | 43.59 | 9.98 |
| 9.2.1 Hardware consultancy services | 0.00 | 0.00 | 0.00 | 0.00 | 0.00 | 0.00 | 0.00 | 0.00 | 0.00 | 0.00 |
| 9.2.2 Software consultancy services | 1,512.90 | 9,745.00 | 760.80 | 5,222.00 | 1,012.24 | 8,513.00 | 98.86 | 86.61 | 49.46 | 14.47 |
| 9.2.3 Maintenance & repairs of computer | 1.71 | 11.00 | 1.31 | 9.00 | 22.12 | 186.00 | 30.53 | 22.22 | -92.27 | -94.09 |
| 9.2.4 Export / Import of Computer Software | 1,733.20 | 11,164.00 | 2,211.90 | 15,182.00 | 1,598.45 | 13,443.00 | -21.64 | -26.47 | 8.43 | -16.95 |
| 9.2.5 Other Computer services | 841.45 | 5,420.00 | 311.34 | 2,137.00 | 214.98 | 1,808.00 | 170.27 | 153.63 | 291.41 | 199.78 |
| 9.3 Information services | 439.35 | 2,830.00 | 493.90 | 3,390.00 | 252.08 | 2,120.00 | -11.04 | -16.52 | 74.29 | 33.49 |
| 9.3.1 News agency services | 435.16 | 2,803.00 | 132.73 | 911.00 | 245.90 | 2,068.00 | 227.85 | 207.68 | 76.97 | 35.54 |
| 9.3.2 Other information services | 4.19 | 27.00 | 361.17 | 2,479.00 | 6.18 | 52.00 | -98.84 | -98.91 | -32.20 | -48.08 |
| 10. Other business services | 17,970.10 | 115,750.00 | 62,647.67 | 430,000.00 | 37,896.73 | 318,713.00 | -71.32 | -73.08 | -52.58 | -63.68 |
| 10.1 Research and development services | 17.08 | 110.00 | 138.41 | 950.00 | 8.32 | 70.00 | -87.66 | -88.42 | 105.29 | 57.14 |
| 10.2 Professional and management consulting services | 603.92 | 3,890.00 | 779.46 | 5,350.00 | 1,368.60 | 11,510.00 | -22.52 | -27.29 | -55.87 | -66.20 |
| 10.2.1 Legal, accounting, management consulting, and public relations | 459.54 | 2,960.00 | 626.48 | 4,300.00 | 834.71 | 7,020.00 | -26.65 | -31.16 | -44.95 | -57.83 |
| 10.2.1.1 Legal services | 296.53 | 1,910.00 | 61.19 | 420.00 | 160.52 | 1,350.00 | 384.61 | 354.76 | 84.73 | 41.48 |
| 10.2.1.2 Accounting, auditing, bookkeeping, and tax consulting services | 1.55 | 10.00 | 18.94 | 130.00 | 73.72 | 620.00 | -91.82 | -92.31 | -97.90 | -98.39 |
| 10.2.1.3 Business and management consulting and public relations services | 161.46 | 1,040.00 | 546.35 | 3,750.00 | 600.47 | 5,050.00 | -70.45 | -72.27 | -73.11 | -79.41 |
| 10.2.2 Advertising, market research, and public opinion polling | 144.38 | 930.00 | 152.98 | 1,050.00 | 533.89 | 4,490.00 | -5.62 | -11.43 | -72.96 | -79.29 |
| 10.3 Technical, trade-related and other business services | 17,349.10 | 111,750.00 | 61,729.80 | 423,700.00 | 36,519.81 | 307,133.00 | -71.90 | -73.63 | -52.49 | -63.62 |
| 10.3.1 Architectural, engineering, scientific and other technical services | 790.22 | 5,090.00 | 9,353.44 | 64,200.00 | 1,833.52 | 15,420.00 | -91.55 | -92.07 | -56.90 | -66.99 |
| 10.3.2 Waste treatment and de-pollution, agricultural and mining services | 0.00 | 0.00 | 0.00 | 0.00 | 0.00 | 0.00 | 0.00 | 0.00 | 0.00 | 0.00 |
| 10.3.3 Operating leasing services | 1,057.25 | 6,810.00 | 1,502.09 | 10,310.00 | 1,246.13 | 10,480.00 | -29.61 | -33.95 | -15.16 | -35.02 |
| 10.3.4 Trade-related services | 10.25 | 66.00 | 3.64 | 25.00 | 216.53 | 1,821.00 | 181.59 | 164.00 | -95.27 | -96.38 |
| 10.3.5 Other business services n.i.e. | 15,491.38 | 99,784.00 | 50,870.63 | 349,165.00 | 33,223.63 | 279,412.00 | -69.55 | -71.42 | -53.37 | -64.29 |
| 11. Personal, cultural, and recreational services | 11.33 | 73.00 | 7.29 | 50.00 | 32.10 | 270.00 | 55.42 | 46.00 | -64.70 | -72.96 |
| 11.1 Audiovisual and related services | 3.57 | 23.00 | 1.46 | 10.00 | 22.71 | 191.00 | 144.52 | 130.00 | -84.28 | -87.96 |
| 11.1.1 Audiovisual services | 3.57 | 23.00 | 1.31 | 9.00 | 22.71 | 191.00 | 172.52 | 155.56 | -84.28 | -87.96 |
| 11.1.2 Artistic related services | 0.00 | 0.00 | 0.15 | 1.00 | 0.00 | 0.00 | -100.00 | -100.00 | 0.00 | 0.00 |
| 11.2 Other personal, cultural, and recreational services | 7.76 | 50.00 | 5.83 | 40.00 | 9.39 | 79.00 | 33.10 | 25.00 | -17.36 | -36.71 |
| 12. Government services, n.i.e. | 7,448.85 | 47,980.00 | 5,681.99 | 39,000.00 | 5,990.46 | 50,380.00 | 31.10 | 23.03 | 24.35 | -4.76 |
| 12.1 Embassies and consulates | 998.25 | 6,430.00 | 1,040.24 | 7,140.00 | 1,103.44 | 9,280.00 | -4.04 | -9.94 | -9.53 | -30.71 |
| 12.2 Military units and agencies | 1,375.51 | 8,860.00 | 1,054.81 | 7,240.00 | 26.16 | 220.00 | 30.40 | 22.38 | 5158.07 | 3927.27 |
| 12.3 Other | 5,075.09 | 32,690.00 | 3,586.94 | 24,620.00 | 4,860.86 | 40,880.00 | 41.49 | 32.78 | 4.41 | -20.03 |

* Provisional ** Revised

Note: 1. The data are presented as per BPM6(EBOPS 2010) classification aligned with IMTS 2010 classification

10.25 Import of Services by Sector (Detail) (Cumulative)

| Description | Rs. in Millions Dollars in Thousands | | | | | |
|---|---|---------------------|-------------------------|----------------------|--|---------------|
| | * July - May, 2018 - 2019 | | July - May, 2017 - 2018 | | % Change in July - May, 2018 - 2019 over July - May, 2017 - 2018 | |
| | Rs | \$ | Rs | \$ | Rs | \$ |
| Services | 1,187,271.59 | 8,837,730.00 | 1,126,251.33 | 10,330,623.00 | 5.42 | -14.45 |
| 1.Manufacturing services on physical inputs owned by others | 0.00 | 0.00 | 0.00 | 0.00 | 0.00 | 0.00 |
| 1.1 Goods for processing in reporting economy | 0.00 | 0.00 | 0.00 | 0.00 | 0.00 | 0.00 |
| 1.2 Goods for processing abroad | 0.00 | 0.00 | 0.00 | 0.00 | 0.00 | 0.00 |
| 2.Maintenance and repair services n.i.e. | 21,043.21 | 156,640.00 | 7,616.18 | 69,860.00 | 176.30 | 124.22 |
| 3. Transport | 448,409.02 | 3,337,836.00 | 402,461.42 | 3,691,607.00 | 11.42 | -9.58 |
| 3.1 Sea transport | 253,770.33 | 1,888,998.00 | 253,758.56 | 2,327,619.00 | 0.00 | -18.84 |
| 3.1.1 Passenger | 0.00 | 0.00 | 0.00 | 0.00 | 0.00 | 0.00 |
| 3.1.2 Freight | 227,606.03 | 1,694,238.00 | 234,747.54 | 2,153,239.00 | -3.04 | -21.32 |
| 3.1.3 Other | 26,164.30 | 194,760.00 | 19,011.02 | 174,380.00 | 37.63 | 11.69 |
| 3.2 Air transport | 191,147.43 | 1,422,850.00 | 144,768.86 | 1,327,903.00 | 32.04 | 7.15 |
| 3.1.1 Passenger | 159,831.14 | 1,189,740.00 | 109,509.07 | 1,004,480.00 | 45.95 | 18.44 |
| 3.1.2 Freight | 19,695.77 | 146,610.00 | 24,708.44 | 226,640.00 | -20.29 | -35.31 |
| 3.1.3 Other | 11,620.52 | 86,500.00 | 10,551.35 | 96,783.00 | 10.13 | -10.62 |
| 3.3 Road transport | 1,505.70 | 11,208.00 | 2,758.76 | 25,305.00 | -45.42 | -55.71 |
| 3.3.1 Passenger | 0.00 | 0.00 | 0.00 | 0.00 | 0.00 | 0.00 |
| 3.3.2 Freight | 1,368.67 | 10,188.00 | 2,424.07 | 22,235.00 | -43.54 | -54.18 |
| 3.3.3 Other | 137.03 | 1,020.00 | 334.69 | 3,070.00 | -59.06 | -66.78 |
| 3.4 Rail transport | 0.00 | 0.00 | 0.00 | 0.00 | 0.00 | 0.00 |
| 3.4.1 Passenger | 0.00 | 0.00 | 0.00 | 0.00 | 0.00 | 0.00 |
| 3.4.2 Freight | 0.00 | 0.00 | 0.00 | 0.00 | 0.00 | 0.00 |
| 3.4.3 Other | 0.00 | 0.00 | 0.00 | 0.00 | 0.00 | 0.00 |
| 3.5 Postal and courier services | 1,985.56 | 14,780.00 | 1,175.24 | 10,780.00 | 68.95 | 37.11 |
| 3.6 Electricity transmission | 0.00 | 0.00 | 0.00 | 0.00 | 0.00 | 0.00 |
| 3.7 Other supporting and auxiliary transport service | 0.00 | 0.00 | 0.00 | 0.00 | 0.00 | 0.00 |
| 4. Travel | 197,147.10 | 1,467,510.00 | 226,448.99 | 2,077,120.00 | -12.94 | -29.35 |
| 4.1 Business | 9,347.46 | 69,580.00 | 3,350.20 | 30,730.00 | 179.01 | 126.42 |
| 4.1.1 Acquisition of goods and services by border, seasonal, and other short-term workers | 0.00 | 0.00 | 0.00 | 0.00 | 0.00 | 0.00 |
| 4.1.2 Other | 9,347.46 | 69,580.00 | 3,350.20 | 30,730.00 | 179.01 | 126.42 |
| 4.2 Personal | 187,799.64 | 1,397,930.00 | 223,098.79 | 2,046,390.00 | -15.82 | -31.69 |
| 4.2.1 Health-related expenditure | 283.46 | 2,110.00 | 461.16 | 4,230.00 | -38.53 | -50.12 |
| 4.2.2 Education-related expenditure | 16,196.18 | 120,560.00 | 15,213.83 | 139,550.00 | 6.46 | -13.61 |
| 4.2.3 Other | 171,320.00 | 1,275,260.00 | 207,423.80 | 1,902,610.00 | -17.41 | -32.97 |
| 4.2.3.1 Religious travel | 45,672.39 | 339,973.00 | 29,816.39 | 273,493.00 | 53.18 | 24.31 |
| 4.2.3.2 Other | 125,647.61 | 935,287.00 | 177,607.41 | 1,629,117.00 | -29.26 | -42.59 |
| 5.Construction services | 154.49 | 1,150.00 | 5,745.39 | 52,700.00 | -97.31 | -97.82 |
| 5.1 Construction abroad | 0.00 | 0.00 | 0.00 | 0.00 | 0.00 | 0.00 |
| 5.2 Construction in the compiling economy | 154.49 | 1,150.00 | 5,745.39 | 52,700.00 | -97.31 | -97.82 |
| 6. Insurance and Pension services | 31,045.20 | 231,092.00 | 22,971.41 | 210,707.00 | 35.15 | 9.67 |
| 6.1 Direct Insurance | 8,377.80 | 62,362.00 | 6,660.83 | 61,097.00 | 25.78 | 2.07 |
| 6.1.1 Life insurance | 510.77 | 3,802.00 | 599.61 | 5,500.00 | -14.82 | -30.87 |
| 6.1.2 Freight insurance | 3,553.33 | 26,450.00 | 3,564.65 | 32,697.00 | -0.32 | -19.11 |
| 6.1.3 Other direct insurance | 4,313.70 | 32,110.00 | 2,496.57 | 22,900.00 | 72.79 | 40.22 |
| 6.2 Reinsurance | 22,401.40 | 166,750.00 | 15,967.38 | 146,462.00 | 40.29 | 13.85 |
| 6.3 Auxiliary insurance services | 266.00 | 1,980.00 | 343.20 | 3,148.00 | -22.49 | -37.10 |
| 6.4 Pension and standardized guarantee services | 0.00 | 0.00 | 0.00 | 0.00 | 0.00 | 0.00 |

Contd.

10.25 Import of Services by Sector (Detail) (Cumulative)

| Description | Rs. in Millions Dollars in Thousands | | | | | |
|--|---|-------------------|-------------------------|-------------------|--|---------------|
| | * July - May, 2018 - 2019 | | July -May , 2017 - 2018 | | % Change in July - May, 2018 - 2019 over July - May, 2017 - 2018 | |
| | Rs | \$ | Rs | \$ | Rs | \$ |
| 7. Financial services | 20,059.83 | 149,320.00 | 30,271.77 | 277,670.00 | -33.73 | -46.22 |
| 7.1 Explicitly charged and other financial services | 20,059.83 | 149,320.00 | 15,881.04 | 145,670.00 | 26.31 | 2.51 |
| 7.2 Financial intermediation service charges indirectly measured (FISIM) | 0.00 | 0.00 | 14,390.73 | 132,000.00 | -100.00 | -100.00 |
| 8. Charges for the use of intellectual services | 21,998.38 | 163,750.00 | 24,365.03 | 223,490.00 | -9.71 | -26.73 |
| 9. Telecommunication, Computer and information services | 54,601.66 | 406,440.00 | 48,609.03 | 445,870.00 | 12.33 | -8.84 |
| 9.1 Telecommunications services | 13,276.94 | 98,830.00 | 13,744.23 | 126,070.00 | -3.40 | -21.61 |
| 9.1.1 Call centres | 162.82 | 1,212.00 | 14.39 | 132.00 | 1031.48 | 818.18 |
| 9.1.2 Telecommunication services | 13,114.12 | 97,618.00 | 13,729.84 | 125,938.00 | -4.48 | -22.49 |
| 9.2 Computer services | 39,288.11 | 292,450.00 | 33,300.36 | 305,450.00 | 17.98 | -4.26 |
| 9.2.1 Hardware consultancy services | 26.87 | 200.00 | 138.13 | 1,267.00 | -80.55 | -84.21 |
| 9.2.2 Software consultancy services | 13,294.68 | 98,962.00 | 9,946.17 | 91,232.00 | 33.67 | 8.47 |
| 9.2.3 Maintenance & repairs of computer | 186.20 | 1,386.00 | 385.82 | 3,539.00 | -51.74 | -60.84 |
| 9.2.4 Export / Import of Computer Software | 22,798.92 | 169,709.00 | 21,346.03 | 195,798.00 | 6.81 | -13.32 |
| 9.2.5 Other Computer services | 2,981.44 | 22,193.00 | 1,484.21 | 13,614.00 | 100.88 | 63.02 |
| 9.3 Information services | 2,036.61 | 15,160.00 | 1,564.44 | 14,350.00 | 30.18 | 5.64 |
| 9.3.1 News agency services | 1,651.32 | 12,292.00 | 1,308.90 | 12,006.00 | 26.16 | 2.38 |
| 9.3.2 Other information services | 385.29 | 2,868.00 | 255.54 | 2,344.00 | 50.77 | 22.35 |
| 10. Other business services | 313,964.87 | 2,337,070.00 | 282,598.67 | 2,592,157.00 | 11.10 | -9.84 |
| 10.1 Research and development services | 368.09 | 2,740.00 | 178.79 | 1,640.00 | 105.88 | 67.07 |
| 10.2 Professional and management consulting services | 11,486.17 | 85,500.00 | 11,900.70 | 109,160.00 | -3.48 | -21.67 |
| 10.2.1 Legal, accounting, management consulting, and public relations | 8,694.56 | 64,720.00 | 9,063.98 | 83,140.00 | -4.08 | -22.16 |
| 10.2.1.1 Legal services | 1,773.30 | 13,200.00 | 2,201.13 | 20,190.00 | -19.44 | -34.62 |
| 10.2.1.2 Accounting, auditing, bookkeeping, and tax consulting services | 142.40 | 1,060.00 | 143.91 | 1,320.00 | -1.05 | -19.70 |
| 10.2.1.3 Business and management consulting and public relations services | 6,778.86 | 50,460.00 | 6,718.94 | 61,630.00 | 0.89 | -18.12 |
| 10.2.2 Advertising, market research, and public opinion polling | 2,791.61 | 20,780.00 | 2,836.72 | 26,020.00 | -1.59 | -20.14 |
| 10.3 Technical, trade-related and other business services | 302,110.61 | 2,248,830.00 | 270,519.18 | 2,481,357.00 | 11.68 | -9.37 |
| 10.3.1 Architectural, engineering, scientific and other technical services | 24,521.31 | 182,530.00 | 17,770.37 | 163,000.00 | 37.99 | 11.98 |
| 10.3.2 Waste treatment and de-pollution, agricultural and mining services | 128.97 | 960.00 | 3.27 | 30.00 | 3844.04 | 3100.00 |
| 10.3.3 Operating leasing services | 13,376.36 | 99,570.00 | 17,400.79 | 159,610.00 | -23.13 | -37.62 |
| 10.3.4 Trade-related services | 4,592.86 | 34,188.00 | 444.91 | 4,081.00 | 932.31 | 737.74 |
| 10.3.5 Other business services n.i.e. | 259,491.11 | 1,931,582.00 | 234,899.84 | 2,154,636.00 | 10.47 | -10.35 |
| 11. Personal, cultural, and recreational services | 428.82 | 3,192.00 | 452.66 | 4,152.00 | -5.27 | -23.12 |
| 11.1 Audiovisual and related services | 243.43 | 1,812.00 | 119.60 | 1,097.00 | 103.54 | 65.18 |
| 11.1.1 Audiovisual services | 237.25 | 1,766.00 | 117.96 | 1,082.00 | 101.13 | 63.22 |
| 11.1.2 Artistic related services | 6.18 | 46.00 | 1.64 | 15.00 | 276.83 | 206.67 |
| 11.2 Other personal, cultural, and recreational services | 185.39 | 1,380.00 | 333.06 | 3,055.00 | -44.34 | -54.83 |
| 12. Government services, n.i.e. | 78,419.01 | 583,730.00 | 74,710.78 | 685,290.00 | 4.96 | -14.82 |
| 12.1 Embassies and consulates | 11,479.46 | 85,450.00 | 12,908.05 | 118,400.00 | -11.07 | -27.83 |
| 12.2 Military units and agencies | 4,292.20 | 31,950.00 | 248.57 | 2,280.00 | 1626.76 | 1301.32 |
| 12.3 Other | 62,647.35 | 466,330.00 | 61,554.16 | 564,610.00 | 1.78 | -17.41 |

* Provisional

Note: 1. The data are presented as per BPM6(EBOPS 2010) classification aligned with IMTS 2010 classification

10.25 Import of Services by Sector (Detail) (Cummulative)

Rs. in Millions
Dollars in Thousands

| Description | * July - June, 2018 - 2019 | | July - June, 2017 - 2018 | | % Change in July - June, 2018 - 2019 over July - June, 2017 - 2018 | |
|---|----------------------------|---------------------|--------------------------|---------------------|--|-------------|
| | Rs | \$ | Rs | \$ | Rs | \$ |
| | Services | 1,315,231.01 | 9,664,414.00 | 1,247,443.42 | 11,356,459.00 | 5.43 |
| 1.Manufacturing services on physical inputs owned by others | 0.00 | 0.00 | 0.00 | 0.00 | 0.00 | 0.00 |
| 1.1 Goods for processing in reporting economy | 0.00 | 0.00 | 0.00 | 0.00 | 0.00 | 0.00 |
| 1.2 Goods for processing abroad | 0.00 | 0.00 | 0.00 | 0.00 | 0.00 | 0.00 |
| 2.Maintenance and repair services n.i.e. | 23,261.88 | 170,930.00 | 8,394.31 | 76,420.00 | 177.11 | 123.67 |
| 3. Transport | 505,210.52 | 3,712,324.00 | 444,410.46 | 4,045,818.00 | 13.68 | -8.24 |
| 3.1 Sea transport | 281,886.95 | 2,071,326.00 | 279,020.05 | 2,540,139.00 | 1.03 | -18.46 |
| 3.1.1 Passenger | 0.00 | 0.00 | 0.00 | 0.00 | 0.00 | 0.00 |
| 3.1.2 Freight | 251,619.15 | 1,848,916.00 | 258,219.91 | 2,350,779.00 | -2.56 | -21.35 |
| 3.1.3 Other | 30,267.80 | 222,410.00 | 20,800.14 | 189,360.00 | 45.52 | 17.45 |
| 3.2 Air transport | 219,203.03 | 1,610,720.00 | 161,098.13 | 1,466,603.00 | 36.07 | 9.83 |
| 3.1.1 Passenger | 185,569.73 | 1,363,580.00 | 122,284.28 | 1,113,250.00 | 51.75 | 22.49 |
| 3.1.2 Freight | 21,420.58 | 157,400.00 | 27,283.15 | 248,380.00 | -21.49 | -36.63 |
| 3.1.3 Other | 12,212.72 | 89,740.00 | 11,530.70 | 104,973.00 | 5.91 | -14.51 |
| 3.3 Road transport | 1,918.60 | 14,098.00 | 2,991.72 | 27,236.00 | -35.87 | -48.24 |
| 3.3.1 Passenger | 0.00 | 0.00 | 0.00 | 0.00 | 0.00 | 0.00 |
| 3.3.2 Freight | 1,718.55 | 12,628.00 | 2,654.50 | 24,166.00 | -35.26 | -47.74 |
| 3.3.3 Other | 200.05 | 1,470.00 | 337.22 | 3,070.00 | -40.68 | -52.12 |
| 3.4 Rail transport | 0.00 | 0.00 | 0.00 | 0.00 | 0.00 | 0.00 |
| 3.4.1 Passenger | 0.00 | 0.00 | 0.00 | 0.00 | 0.00 | 0.00 |
| 3.4.2 Freight | 0.00 | 0.00 | 0.00 | 0.00 | 0.00 | 0.00 |
| 3.4.3 Other | 0.00 | 0.00 | 0.00 | 0.00 | 0.00 | 0.00 |
| 3.5 Postal and courier services | 2,201.94 | 16,180.00 | 1,300.56 | 11,840.00 | 69.31 | 36.66 |
| 3.6 Electricity transmission | 0.00 | 0.00 | 0.00 | 0.00 | 0.00 | 0.00 |
| 3.7 Other supporting and auxiliary transport service | 0.00 | 0.00 | 0.00 | 0.00 | 0.00 | 0.00 |
| 4. Travel | 213,387.91 | 1,567,990.00 | 251,278.95 | 2,287,590.00 | -15.08 | -31.46 |
| 4.1 Business | 7,638.74 | 56,130.00 | 3,803.91 | 34,630.00 | 100.81 | 62.08 |
| 4.1.1 Acquisition of goods and services by border, seasonal, and other short-term workers | 0.00 | 0.00 | 0.00 | 0.00 | 0.00 | 0.00 |
| 4.1.2 Other | 7,638.74 | 56,130.00 | 3,803.91 | 34,630.00 | 100.81 | 62.08 |
| 4.2 Personal | 205,749.17 | 1,511,860.00 | 247,475.04 | 2,252,960.00 | -16.86 | -32.89 |
| 4.2.1 Health-related expenditure | 298.04 | 2,190.00 | 516.27 | 4,700.00 | -42.27 | -53.40 |
| 4.2.2 Education-related expenditure | 17,645.44 | 129,660.00 | 16,928.12 | 154,110.00 | 4.24 | -15.87 |
| 4.2.3 Other | 187,805.69 | 1,380,010.00 | 230,030.65 | 2,094,150.00 | -18.36 | -34.10 |
| 4.2.3.1 Religious travel | 51,220.91 | 376,375.00 | 42,609.82 | 387,910.75 | 20.21 | -2.97 |
| 4.2.3.2 Other | 136,584.78 | 1,003,635.00 | 187,420.83 | 1,706,239.25 | -27.12 | -41.18 |
| 5.Construction services | 2,391.10 | 17,570.00 | 5,848.23 | 53,241.00 | -59.11 | -67.00 |
| 5.1 Construction abroad | 0.00 | 0.00 | 0.11 | 1.00 | -100.00 | -100.00 |
| 5.2 Construction in the compiling economy | 2,391.10 | 17,570.00 | 5,848.12 | 53,240.00 | -59.11 | -67.00 |
| 6. Insurance and Pension services | 32,884.81 | 241,640.00 | 25,245.32 | 229,828.00 | 30.26 | 5.14 |
| 6.1 Direct Insurance | 8,980.59 | 65,990.00 | 7,040.70 | 64,097.00 | 27.55 | 2.95 |
| 6.1.1 Life insurance | 539.60 | 3,965.00 | 608.54 | 5,540.00 | -11.33 | -28.43 |
| 6.1.2 Freight insurance | 3,846.59 | 28,265.00 | 3,803.58 | 34,627.00 | 1.13 | -18.37 |
| 6.1.3 Other direct insurance | 4,594.40 | 33,760.00 | 2,628.58 | 23,930.00 | 74.79 | 41.08 |
| 6.2 Reinsurance | 23,518.27 | 172,814.00 | 17,795.12 | 162,003.00 | 32.16 | 6.67 |
| 6.3 Auxiliary insurance services | 385.95 | 2,836.00 | 409.39 | 3,727.00 | -5.73 | -23.91 |
| 6.4 Pension and standardized guarantee services | 0.00 | 0.00 | 0.11 | 1.00 | -100.00 | -100.00 |

Contd.

10.25 Import of Services by Sector (Detail) (Cumulative)

Rs. in Millions
Dollars in Thousands

| Description | * July - June, 2018 - 2019 | | July - June, 2017 - 2018 | | % Change in July - June, 2018 - 2019 over July - June, 2017 - 2018 | |
|--|------------------------------|------------------|--------------------------|------------------|--|---------------|
| | Rs | \$ | Rs | \$ | Rs | \$ |
| | 7. Financial services | 29,151.86 | 214,210.00 | 33,517.92 | 305,140.00 | -13.03 |
| 7.1 Explicitly charged and other financial services | 21,802.99 | 160,210.00 | 17,590.48 | 160,140.00 | 23.95 | 0.04 |
| 7.2 Financial intermediation service charges indirectly measured (FISIM) | 7,348.87 | 54,000.00 | 15,927.44 | 145,000.00 | -53.86 | -62.76 |
| 8. Charges for the use of intellectual services | 23,289.10 | 171,130.00 | 25,124.71 | 228,730.00 | -7.31 | -25.18 |
| 9. Telecommunication, Computer and information services | 59,954.49 | 440,550.00 | 52,585.80 | 478,730.00 | 14.01 | -7.98 |
| 9.1 Telecommunications services | 14,108.46 | 103,670.00 | 14,593.92 | 132,860.00 | -3.33 | -21.97 |
| 9.1.1 Call centres | 181.54 | 1,334.00 | 26.80 | 244.00 | 577.39 | 446.72 |
| 9.1.2 Telecommunication services | 13,926.92 | 102,336.00 | 14,567.12 | 132,616.00 | -4.39 | -22.83 |
| 9.2 Computer services | 43,397.77 | 318,890.00 | 36,182.74 | 329,400.00 | 19.94 | -3.19 |
| 9.2.1 Hardware consultancy services | 27.22 | 200.00 | 139.17 | 1,267.00 | -80.44 | -84.21 |
| 9.2.2 Software consultancy services | 14,793.95 | 108,707.00 | 10,956.43 | 99,745.00 | 35.03 | 8.98 |
| 9.2.3 Maintenance & repairs of computer | 190.12 | 1,397.00 | 409.17 | 3,725.00 | -53.54 | -62.50 |
| 9.2.4 Export / Import of Computer Software | 24,615.02 | 180,873.00 | 22,983.95 | 209,241.00 | 7.10 | -13.56 |
| 9.2.5 Other Computer services | 3,771.46 | 27,713.00 | 1,694.02 | 15,422.00 | 122.63 | 79.70 |
| 9.3 Information services | 2,448.26 | 17,990.00 | 1,809.14 | 16,470.00 | 35.33 | 9.23 |
| 9.3.1 News agency services | 2,054.28 | 15,095.00 | 1,545.95 | 14,074.00 | 32.88 | 7.25 |
| 9.3.2 Other information services | 393.98 | 2,895.00 | 263.19 | 2,396.00 | 49.69 | 20.83 |
| 10. Other business services | 338,198.98 | 2,485,111.00 | 319,742.76 | 2,910,870.00 | 5.77 | -14.63 |
| 10.1 Research and development services | 387.86 | 2,850.00 | 187.83 | 1,710.00 | 106.50 | 66.67 |
| 10.2 Professional and management consulting services | 12,162.37 | 89,370.00 | 13,254.92 | 120,670.00 | -8.24 | -25.94 |
| 10.2.1 Legal, accounting, management consulting, and public relations | 9,210.58 | 67,680.00 | 9,903.57 | 90,160.00 | -7.00 | -24.93 |
| 10.2.1.1 Legal services | 2,056.32 | 15,110.00 | 2,366.05 | 21,540.00 | -13.09 | -29.85 |
| 10.2.1.2 Accounting, auditing, bookkeeping, and tax consulting services | 145.62 | 1,070.00 | 213.10 | 1,940.00 | -31.67 | -44.85 |
| 10.2.1.3 Business and management consulting and public relations services | 7,008.64 | 51,500.00 | 7,324.42 | 66,680.00 | -4.31 | -22.77 |
| 10.2.2 Advertising, market research, and public opinion polling | 2,951.79 | 21,690.00 | 3,351.35 | 30,510.00 | -11.92 | -28.91 |
| 10.3 Technical, trade-related and other business services | 325,648.75 | 2,392,891.00 | 306,300.01 | 2,788,490.00 | 6.32 | -14.19 |
| 10.3.1 Architectural, engineering, scientific and other technical services | 25,533.22 | 187,620.00 | 19,598.44 | 178,420.00 | 30.28 | 5.16 |
| 10.3.2 Waste treatment and de-pollution, agricultural and mining services | 130.65 | 960.00 | 3.30 | 30.00 | 3859.09 | 3100.00 |
| 10.3.3 Operating leasing services | 14,945.41 | 109,820.00 | 18,683.43 | 170,090.00 | -20.01 | -35.43 |
| 10.3.4 Trade-related services | 4,661.63 | 34,254.00 | 648.30 | 5,902.00 | 619.05 | 480.38 |
| 10.3.5 Other business services n.i.e. | 280,377.84 | 2,060,237.00 | 267,366.54 | 2,434,048.00 | 4.87 | -15.36 |
| 11. Personal, cultural, and recreational services | 403.51 | 2,965.00 | 485.73 | 4,422.00 | -16.93 | -32.95 |
| 11.1 Audiovisual and related services | 249.73 | 1,835.00 | 141.48 | 1,288.00 | 76.51 | 42.47 |
| 11.1.1 Audiovisual services | 243.47 | 1,789.00 | 139.83 | 1,273.00 | 74.12 | 40.53 |
| 11.1.2 Artistic related services | 6.26 | 46.00 | 1.65 | 15.00 | 279.39 | 206.67 |
| 11.2 Other personal, cultural, and recreational services | 153.78 | 1,130.00 | 344.25 | 3,134.00 | -55.33 | -63.94 |
| 12. Government services, n.i.e. | 87,096.85 | 639,994.00 | 80,809.23 | 735,670.00 | 7.78 | -13.01 |
| 12.1 Embassies and consulates | 12,577.45 | 92,420.00 | 14,024.93 | 127,680.00 | -10.32 | -27.62 |
| 12.2 Military units and agencies | 5,553.84 | 40,810.00 | 274.61 | 2,500.00 | 1922.45 | 1532.40 |
| 12.3 Other | 68,965.56 | 506,764.00 | 66,509.69 | 605,490.00 | 3.69 | -16.31 |

* Provisional

Note: 1. The data are presented as per BPM6(EBOPS 2010) classification aligned with IMTS 2010 classification

REGIONAL AND FIELD OFFICE OF PAKISTAN BUREAU OF STATISTICS

PUNJAB

Chief Statistical Officer,
Regional Office,
Pakistan Bureau of Statistics,
Plot No.7,
Gul Plaza, (1st & 2nd Floor),
I.J. Principal Road,
Near Pindora Chungi,
Rawalpindi
Phone: 051- 4411528
Fax 051 - 4410474

Statistical Officer (I/C),
Regional Office,
Pakistan Bureau of Statistics,
USAID Building,
Gurumangat Road,
Gulberg-III,
Lahore.
Phone & Fax:042-99263266
Email:lhrfbs@lhr.comsats.net.pk

Statistical Officer (I/C),
Regional Office,
Pakistan Bureau of Statistics,
House # 20, Block-T,
New Multan Colony, Rahim Chowk,
Masoom Shah Road,
Multan.
Phone & Fax:061-9220177
E-mail:muxfbs@brain.net.pk

Chief Statistical Officer,
Regional Office,
Pakistan Bureau of Statistics,
51-B, Satellite Town,
Gujranwala.
Phone & Fax: 055-9200418

Chief Statistical Officer,
Regional Office,
Pakistan Bureau of Statistics,
House # 04, Rehman Town,
Satyana Road,
Faisalabad.
Phone & Fax: 041-9220049
E-mail:fsdfbs@fsd.comsats.net.pk

Chief Statistical Officer,
Regional Office,
Pakistan Bureau of Statistics,
House # 100/27-C,
Satellite Town,
Sargodha
Phone:048-9230411

Chief Statistical Officer,
Regional Office,
Pakistan Bureau of Statistics,
9-A (Ground Floor), Block-X
Rafi Qamar Road, Satellite Town,
Bahawalpur.
Phone & Fax: 062-9250026

Statistical Officer(I/C),
Field Office,
Pakistan Bureau of Statistics,
Hasan Pura, Opp. Passport
Office, Kashmir Road,
Sialkot.
Phone & Fax: 052-3573581
E-mail:sktfbs@skt.comsats.net.pk

Statistical Officer(I/C),
Field Office,
Pakistan Bureau of Statistics,
House # 19/24, Street # 3,
Shadab Colony, Railway Line,
Jhang Saddar.
Phone & Fax: 047-9200194

Statistical Officer(I/C),
Field Office.
Pakistan Bureau of Statistics,
House at Kasra #51/11/1/3/2
Ground Floor, Chak # 9/W.B.
Behind Cooperative Workshop,
Burawala Road,
Vehari.
Phone & Fax: 067-3364219

Statistical Officer (I/C),
Field Office,
Pakistan Bureau of Statistics,
House # E-83-D, Mohallah
Ahmed Gul Khan Wala,
Street Karnal Aslam Khan,
Near Obaid Noor Hospital
Mianwali.
Phone: 0459-231626

Statistical Officer (I/C),
Field Office,
Pakistan Bureau of Statistics
House # H 224-C, Ground Floor
Street # 4, Khyaban-e-Sarwar,
Dera Ghazi Khan.
Phone: 064-2401850

Statistical Officer(I/C),
Field Office,
Pakistan Bureau of Statistics,
House # 4, Shafi Town,
Near Grid Station,
Main Shahbazpur Road,
Rahim Yar Khan.
Phone & Fax: 068-5871754

Statistical Officer (I/C),
Field Office,
Pakistan Bureau of Statistics,
House # 43 B-7, Gulistan Colony,
Near Govt. Girls College
Sahiwal.
Phone: 040-9200242

Statistical Officer(I/C),
Field Office,
Pakistan Bureau of Statistics,
165-A, Qasim Road,
Bahawalnagar.
Phone & Fax: 063-9240049

SINDH:

Chief Statistical Officer,
Regional Office,
Pakistan Bureau of Statistics,
1-B, S.M.C.H. Society
Karachi.
Phone & Fax: 021- 34557933
Email:khifbs@khi.comsats.net.pk

Chief Statistical Officer,
Regional Office,
Pakistan Bureau of Statistics,
Bungalow # A-46,
G.O.R. Colony,
Unit # 1, Latifabad,
Hyderabad.
Fax & Phone: 022-9200641

Chief Statistical Officer,
Regional Office,
Pakistan Bureau of Statistics,
Bungalow # 10-A,
Professor Housing Society,
Shikarpur Road,
Sukkur.
Phone & Fax: 071-5807132

Chief Statistical Officer,
Regional Office,
Pakistan Bureau of Statistics,
Building # 45/17, Ward "C",
Near Shah Latif Market,
Lohari Mohallah,
Larkana.
(Phone: 074-9410010)
Fax:074-4054438

Statistical Officer(I/C),
Field Office,
Pakistan Bureau of Statistics,
House # 180,
Um-e-Hain, Near satari
Cotton Factory, Ring Road
Mirpur Khas.
Phone & Fax: -0233-923096

Statistical Officer(I/C),
Field Office,
Pakistan Bureau of Statistics,
House # 68, Mubariak Colony,
Jam sahib Road,
Nawabshah(Shaheed Benazerabad).
Phone & Fax: 0244-9370311

Statistical Officer(I/C),
Field Office,
Pakistan Bureau of Statistics,
House # 199 Marakhpur,
Opp. DHO Office,
Sehwan Road, Dadu Town,
Dadu.
Phone & Fax: 025-9200345

Statistical Officer(I/C),
Field Office,
Pakistan Bureau of Statistics,
House # 2929-I, 1st Family Line,
Shah Abdul Latif Road,
Near Rifal Naka,
Jacobabad.
Phone : 0722-653403

KHYBER PAKHTOON KHWA

Chief Statistical Officer,
Regional Office,
Pakistan Bureau of Statistics,
State Life Insurance Building,
2nd Floor, 34-The Mall,
Peshawar Cantt.
Phone: 091-9213097
Fax – 091-9213098
E-mail:pshfbs@pes.comsats.net.pk

Chief Statistical Officer,
Regional Office,
Pakistan Bureau of Statistics,
Building #558-D,
Mohallah Ghazni Khel,
Bannu.
Phone & Fax: 0928-9270191

Statistical Officer (I/C),
Regional Office,
Pakistan Bureau of Statistics,
Shams-ur-Rehman Building,
Near Nadra Office, Rahimabad,
G.T. Road,
Mingora/Swat.
Phone: 0946-9240283

Chief Statistical Officer,
Regional Office,
Pakistan Bureau of Statistics,
Bungalow # 896, Mansehra Road,
Post office Jhangi,
Abbottabad.
Phone & Fax: 0992-9310231

Chief Statistical Officer,
Regional Office,
Pakistan Bureau of Statistics,
House # A-3,
Shah Jhan Shaheed Town,
Near Coach Adda of Bannu
Dera Ismail Khan.
Phone:0966-9280279

BALUCHISTAN:

Chief Statistical Officer,
Regional Office,
Pakistan Bureau of Statistics,
Chandio House No.2,
Arbab Karam Khan Road,
Near Elementary College,
Quetta.
Phone: 081-9239804
Fax:081-2471126

Statistical Officer(I/C),
Field Office,
Pakistan Bureau of Statistics,
Dak Khana Road, Near Civil Hospital,
Singani Sar,
Turbat.
Phone: 0852-412267
Fax:0852-413383

Statistical Officer (I/C),
Field Office,
Pakistan Bureau of Statistics,
Haroon Market,
Opp:Girls High School,
Hospital Road,
Khuzdar.
Phone & Fax: 0848-412760

Statistical Officer (I/C),
Field Office,
Pakistan Bureau of Statistics,
Building # 2-II/E,
Hazara Mohallah,
Loralai.
Phone & Fax: 0824-660560

NORTHERN AREAS:

Statistical Officer (I/C),
Field Office,
Pakistan Bureau of Statistics,
Haidar Pura, Near Agha Khan Health
Centre, Chinar Bagh,
Gilgit.
Phone & Fax: 05811-920972

AZAD KASHMIR:

Chief Statistical officer,
Regional Office,
Pakistan Bureau of Statistics,
Flat # 304, Al-Saif Plaza,
Upper Gojra Bypass.
Muzaffarabad.
Phone & Fax: 05822-923169

SYMBOLS, ABBREVIATIONS AND CONVERSION

| | | | | | | |
|----------|--------------------------|----------|------------------------------|-----------------------|----------|-----------------|
| | | LTR. | Litre | One Metric Ton | 2004 | Lbs. |
| E | Estimated | LUNGI | A kind of cloth | | 1000 | Kgs |
| P/* | Provisional, Preliminary | MALTA & | | One Ton | 1.0160 | M.Tons |
| R/r | Revised | MOSAMBI | A variety of Orange | (2240 Lbs.) | 27.22 | Maunds |
| - | Nil | MED. | Medium | | 1016.04 | Kgs. |
| .. | Negligible | MG. | Milligram | One Pound | 0.4536 | M. Tons |
| ... | Not available | MMCFT. | Million cubic feet | | 16 | Hundred weight |
| % | Percentage | MN. | Million | One Ounce | 0.4861 | Oz. |
| Admn | Administration | M/o. | Ministry of | | 28.35 | Seer |
| ALOOCHA | A kind of fruit | MTR. | Meter | One Kilogram | 2.2046 | Gms. |
| ARVI | A type of root vegetable | MT. | Metric Ton | | 0.0197 | Lbs. |
| AV. | Average | ML. | Milliliter | | 0.0268 | Hundred weight |
| BABUL | A kind of fire wood | NES. | Not else where specified | One Hundred weight | 1.0717 | Maund |
| BBLS. | Barrels | NO. | Number | (112 Lbs.) | 50.8932 | Seers |
| BIRYANI | A dish of rice prepared | NR. | Not reported | One Gram | 1.3610 | Kgs. |
| BOT. | Bottle | N.S. | Not specified | One Tonne | 0.0857 | Maunds |
| CAP. | Capsule | PKT. | Packet | | 0.9842 | Tola |
| CFT. | Cubic feet | PC. | Piece | One Bale (Cotton) | 1.1023 | Long Ton |
| CH. | Charge | QLTY. | Quality | (375 Lbs.) | 170.0971 | Short Ton |
| CHAPATI | A kind of bread | QTY. | Quantity | | 4.5571 | Kilograms |
| CIG. | Cigarette | RASGULLA | A form of sweetmeat | | | Maunds |
| Comm. | Communication | R.P.M. | Revolution per minute | One Imperial (Gallon) | 4.5435 | Ltrs. |
| CRT. | Carton / Crate | RS. | Rupees | One Litre | 0.2199 | Imperial Gallon |
| CUM./CM. | Cubic meter | SAMOSA | A form of patty | | | |
| DESI. | Indigenous | SHAL. | Shalwar | | | |
| Distt. | Distribution | SHEESHAM | A variety of sup. Qty. Wood. | | | |
| DOZ | Dozen | Sq. | Square | One Mile | 1.6093 | Kms. |
| ENG. | English | SQM. | Square meter | | 1760 | Yards |
| EX. | Exercise | SUP. | Superior | One Yard | 0.9144 | Meter |
| GLS. | Glass | STND. | Standard | One Foot | 0.3048 | Meter |
| GM. | Gram | SQFT. | Square feet | One Kilometer | 0.6214 | mile |
| H.OP. | Hand operated | SYN. | Synthetic | One Meter | 1.0936 | Yards |
| HP. | Horse power | THNO. | Thousand number | One Square Mile | 2.5899 | Sq. Kilometer |
| INJ. | Injection | TAB. | Table | | 640 | Acres |
| KHADDI | Hand-loom | TANDOORI | Oven-Baked | One Acre | 258.9984 | Hectares |
| KIKAR | A kind of fire wood | TKT. | Ticket | | .4074 | Hectare |
| KG. | Kilogram | TL. | Tube light | | 4840 | Sq. Yards. |
| KM. | Kilometer | TOTA. | Broken rice | One Square Kilometer | 0.3861 | Sq. Mile |
| KORMA | A variety of meat curry | UNI. | Uniform | | 100 | Hectares |
| KWH. | Kilowatt / hour | URD. | Urdu | One Hectare | 2.4711 | Acres |
| LB. | Pound | VEG. | Vegetable | One Square Yards | 0.8361 | Sq. meter. |
| | | W. | Watt | One Cubic Meter | 35.3147 | Cubic feet |

LIQUID

LENGTH

SELECTED PUBLICATIONS OF PAKISTAN BUREAU OF STATISTICS

01. Monthly Bulletin of Statistics
 02. Review of Foreign Trade
 03. Pakistan Statistical Pocket Book
 04. Pakistan Statistical Yearbook
 05. Foreign Trade Statistics of Pakistan Imports (two volumes)
 06. Foreign Trade Statistics of Pakistan Exports (one volume)
 07. Labour Force Survey
 08. Brochure of National Accounts
 09. Pakistan Demographic Survey
 10. Census of Manufacturing Industries
 11. Survey of Small Household Manufacturing Industries
 12. Rent Survey of Dwellings
 13. Socio Economic Indicators at District Level
(Punjab, Sindh, Khyber Pakhtoon Khwa & Balochistan)
 14. Census of Private Educational Institutions in Pakistan
 15. Census of Software Industry and related services of Pakistan
 16. Supply & Use Table of Pakistan
 17. Mechanized Road Transport Survey
 18. Survey of Private Recreational, Cultural & Entertainment Services
 19. Survey of Private Laundry, Dry Cleaning & Dyeing Services
 20. Survey of Private Medical, Dental & Other Health Services
 21. Survey of Private Educational Services
 22. Pakistan, 2000 – An Official Hand Book on Statistics
 23. 50 Years of Pakistan in Statistics (Four Volumes)
 24. Pakistan Social & Living Standard Measurement Survey National/Provincial
 25. Household Integrated Economic Survey (HIES) National/Provincial
-

**SALE CENTERS WHERE PAKISTAN BUREAU OF STATISTICS
PUBLICATIONS ARE AVAILABLE**

ISLAMABAD

6 – Mauve Area, G-8/4.
Taleemi Chowk
Phone # 051 - 926 11 25
051 - 226 13 72

RAWALPINDI

NBF Book Shop
178-B, Sarwar Road,
Rawalpindi Cantt.
Phone # 051 – 927 25 30

WAH CANTT

NBF Book Shop
Central Library Premises
Phone # 051-931 40 04

LAHORE

NBF Book Shop
56/57 Shadman Colony,
Shadman Market,
Phone # 042 – 755 01 61 &
753 03 29
Fax # 042 – 758 77 35

FAISALABAD

NBF Book Shop
Shop No.10,
Hashmi Hall Shopping Centre,
University of Agriculture,
Phone # 041 – 264 81 79

MULTAN

NBF Book Shop
Plot # 4-5-6, M.D.A. Road,
Near Multan Art Council
Phone # 061 – 920 12 81

BAHAWALPUR

NBF Book Shop
Quaid-e-Azam Medical College,
Near Library.
Cell # 0301 – 724 76 13

PESHAWAR

NBF Book Shop
Phase-V, Sector B-2,
Plot No.36-37,
Hayatabad.
Phone # 091 – 589 27 44
921 72 73
Fax # 091 921 72 73

NBF Book Shop

48/D, F-6, Jamrud Road,
University Town,
Phone # 091 – 921 69 03
Fax # 091 – 921 69 04

BANNU

Old Municipal Library Premises,
Near to Qazi Muhib Stadium,
Cell # 0346 – 915 50 18

KOHAT

3rd Block, 1st Floor,
Distt. Govt. Complex

D.I. KHAN

NBF Book Shop
C/o. Executive Distt. Officer,
Literacy, Sports and Education,
Phone # 0961 – 928 01 29

ABBOTABAD

Public Library
1st Floor, Jalal Baba Auditorium,
Phone # 0992 – 931 02 91

KARACHI

National Book Foundation
(Regional Office)
Liaquat Memorial Library Premises,
Ground Floor, Stadium Road,
Phone # 021– 923 18 06 & 923 10 88
Fax # 923 10 89

HYDERABAD

NBF Book Shop
GOR Colony,
C-22, Latifabad No.1,
Phone # 022 – 931 08 92

JAMSHORO

Shop No.14, Liaquat University of
Medical & Health Science

NAWABSHAH

M.H. Khawaja DC High School,
Opp. NMC Hospital Road
Cell # 0301 – 389 58 46

SUKKUR

Public Library
Old Sukkur,
Phone # 071 – 562 51 03

LARKANA

NBF Book Shop
Chandka Medical College
Main Gate
Phone # 0741-941 02 29

JACOBABAD

Red Crescent Building,
Near T.B. Hospital
Phone # 0722 – 65 08 17

QUETTA

NBF Book Shop
3-7/5, Faiz Muhammad Road,
Phone # 081 - 920 15 70
Fax # 081 - 920 18 69

**PUBLISHED ON BEHALF OF NATIONAL BOOK FOUNDATION
PRINTED AT REPRODUCTION & PRINTING UNIT, PBS, KARACHI**