




# MONTHLY PRICE REPORT OF KHYBER PAKHTUNKHWA



PESHAWAR, ABBOTTABAD & D.I.KHAN  
NOVEMBER 2019



BUREAU OF STATISTICS  
PLANNING & DEVELOPMENT DEPARTMENT  
GOVERNMENT OF KHYBER PAKHTUNKHWA  
[www.kpbos.gov.pk](http://www.kpbos.gov.pk)







## AVERAGE MONTHLY PRICES OF 46 ESSENTIAL ITEMS FOR THE MONTH OF November 2019 IN PESHAWAR, D.I.KHAN & ABBOTTABAD

S. No	Commodities	Unit	Peshawar			D.I Khan			Abbottabad			Average
			University	Cantt	City	Commissi onary	Bakhary Bazar	Top. Wala Bazar	Khel	Kunj	Abbott-abad	
1	Wheat Flour (A.Q)	20 Kg	925.00	925.00	925.00	940.00	940.00	940.00	955.00	955.00	955.00	940.00
2	Rice (S.Q)	Kg	152.50	152.50	152.50	160.00	160.00	160.00	160.00	160.00	160.00	157.50
3	Rice Basmati Broken	Kg	90.00	90.00	90.00	100.00	100.00	100.00	90.00	90.00	90.00	93.33
4	Rice (IRRI-6)	Kg	70.00	70.00	70.00	70.00	70.00	70.00	70.00	70.00	70.00	70.00
5	Gram Pulse / Dal Channa	Kg	167.50	165.00	160.00	150.00	150.00	150.00	140.00	140.00	140.00	151.39
6	Gram (White)	Kg	150.00	150.00	140.00	180.00	180.00	180.00	162.50	162.50	162.50	163.06
7	Kurkha (Beans)	Kg	132.50	132.50	122.50	160.00	160.00	160.00	180.00	180.00	177.50	156.11
8	Shakkar	Kg	110.00	110.00	110.00	120.00	120.00	120.00	120.00	120.00	120.00	116.67
9	Mash Pulse	Kg	227.50	227.50	222.50	200.00	200.00	200.00	210.00	210.00	210.00	211.94
10	Masoor Pulse	Kg	112.50	112.50	112.50	150.00	150.00	150.00	140.00	137.50	137.50	133.61
11	Moong Pulse	Kg	150.00	150.00	142.50	190.00	190.00	190.00	180.00	180.00	180.00	172.50
12	Bason (A.Q)	Kg	127.50	127.50	127.50	150.00	150.00	150.00	140.00	140.00	140.00	139.17
13	Red Chillies (Powder)	Kg	355.00	355.00	347.50	340.00	340.00	340.00	400.00	400.00	400.00	364.17
14	Rooh Afza	Bottle (800 ML)	200.00	200.00	200.00	200.00	200.00	200.00	200.00	200.00	200.00	200.00
15	Veg. Ghee Tin (Shama)	16 Kg	3077.50	3077.50	3040.00	2850.00	2850.00	2850.00	0.00	0.00	3175.00	2988.57
16	Veg. Ghee Tin	2.5 Kg	407.50	407.50	400.00	440.00	440.00	440.00	440.00	440.00	440.00	428.33
17	Pakwan Cooking Oil	Ltr	161.25	161.25	161.25	170.00	170.00	170.00	170.00	170.00	170.00	167.08
18	Pakwan Ghee	Kg	165.00	165.00	165.00	160.00	160.00	160.00	160.00	160.00	160.00	161.67
19	Dalda Ghee	Kg	227.50	227.50	222.50	220.00	220.00	220.00	220.00	220.00	220.00	221.94
20	Maize	Kg	55.00	55.00	50.00	60.00	60.00	60.00	60.00	60.00	60.00	57.78
21	Sugar	Kg	75.75	75.75	75.75	85.00	85.00	85.00	75.00	75.00	74.00	78.47
22	Gur	Kg	100.00	100.00	100.00	110.00	110.00	110.00	120.00	120.00	120.00	110.00
23	Mustard Oil	Kg	240.00	240.00	240.00	240.00	240.00	240.00	0.00	0.00	280.00	245.71
24	Eggs (Farm)	Dozen	120.00	120.00	120.00	110.00	110.00	110.00	111.25	111.25	111.25	113.75
25	Salt (Packets)	Kg	10.00	10.00	10.00	10.00	10.00	10.00	10.00	10.00	10.00	10.00
26	Tomatoes	Kg	167.50	167.50	162.50	200.00	200.00	200.00	187.50	187.50	187.50	184.44
27	Potatoes	Kg	42.50	42.50	42.50	60.00	60.00	60.00	40.00	40.00	40.00	47.50
28	Onions	Kg	85.00	82.50	82.50	80.00	80.00	80.00	80.00	80.00	80.00	81.11
29	Garlic	Kg	380.00	380.00	365.00	260.00	260.00	260.00	260.00	260.00	260.00	298.33





## AVERAGE MONTHLY PRICES OF 46 ESSENTIAL ITEMS FOR THE MONTH OF November 2019 IN PESHAWAR, D.I.KHAN & ABBOTTABAD

S. No	Commodities	Unit	Peshawar			D.I Khan			Abbottabad			Average
			University	Cantt	City	Commissi onary	Bakhary Bazar	Top. Wala Bazar	Khel	Kunj	Abbott- abad	
30	Green Chillies	Kg	205.00	205.00	200.00	160.00	160.00	160.00	215.00	215.00	215.50	192.83
31	Bananas	Dozen	60.00	60.00	50.00	60.00	60.00	60.00	52.50	52.50	52.50	56.39
32	Apple	Kg	122.50	122.50	110.00	130.00	130.00	130.00	100.00	100.00	100.00	116.11
33	Guava	Kg	112.50	112.50	102.50	80.00	80.00	80.00	80.00	80.00	80.00	89.72
34	Mangoes	Kg	312.50	312.50	312.50	0.00	0.00	0.00	0.00	0.00	0.00	312.50
35	Green Tea (A.Q)	Kg	600.00	600.00	600.00	500.00	500.00	500.00	0.00	0.00	550.00	550.00
36	Tea (A.Q)	Kg	800.00	800.00	800.00	720.00	740.00	760.00	800.00	800.00	800.00	780.00
37	Chicken	Kg	154.75	154.75	153.25	180.00	180.00	180.00	144.50	144.50	144.50	159.58
38	Beef	Kg	400.00	400.00	400.00	400.00	400.00	400.00	350.00	350.00	350.00	383.33
39	Mutton	Kg	900.00	900.00	850.00	750.00	750.00	750.00	0.00	0.00	800.00	814.29
40	Milk (Fresh)	Ltr	100.00	100.00	100.00	85.00	85.00	85.00	110.00	110.00	110.00	98.33
41	Dahee	Kg	110.00	110.00	110.00	95.00	95.00	95.00	110.00	110.00	110.00	105.00
42	Kerosene Oil	Ltr	150.00	150.00	150.00	145.00	145.00	145.00	0.00	0.00	0.00	147.50
43	Washing Soap	P-Cake	40.00	40.00	40.00	50.00	50.00	50.00	40.00	40.00	40.00	43.33
44	Match Box	Each	2.00	2.00	2.00	3.00	3.00	3.00	3.00	3.00	3.00	2.67
45	Petrol	Ltr	114.70	114.70	114.70	114.74	114.74	114.74	0.00	115.80	0.00	114.87
46	Diesel	Ltr	127.90	127.90	127.90	127.90	127.90	127.90	0.00	129.10	0.00	128.07





**THE COMPARATIVE CHANGES IN PRICES I.E INCREASE,  
DECREASE AND UNCHANGED FOR THE MONTH OF NOVEMBER  
2019 OVER OCTOBER 2019 ARE AS FOLLOWS:**

S.No	Commodities	Unit	Prices in Rs.		% Change Nov-19 Over Oct-19	With Maximum Increase at
			Nov-19	Oct-19		
Average Prices of the following 22 items registered INCREASED						
1	Mangoes	Kg	312.50	125.00	150.00	Peshawar City by Rs. 192.50
2	Tomatoes	Kg	184.44	84.72	117.70	D.I Khan Top. Wala Bazar by Rs. 130.00
3	Garlic	Kg	298.33	235.56	26.65	Peshawar Cantt by Rs. 110.00
4	Guava	Kg	89.72	73.89	21.43	Peshawar City by Rs. 42.50
5	Potatoes	Kg	47.50	42.50	11.76	D.I Khan Top. Wala Bazar by Rs. 20.00
6	Mash Pulse	Kg	211.94	195.56	8.38	Abbottabad Abbottabad by Rs. 30.00
7	Green Tea (A.Q)	Kg	550.00	515.71	6.65	Peshawar City by Rs. 50.00
8	Maize	Kg	57.78	54.44	6.12	D.I Khan Top. Wala Bazar by Rs. 10.00
9	Bason (A.Q)	Kg	139.17	133.33	4.37	Abbottabad Abbottabad by Rs. 10.00
10	Onions	Kg	81.11	78.61	3.18	Abbottabad Abbottabad by Rs. 7.50
11	Tea (A.Q)	Kg	780.00	756.67	3.08	D.I Khan Top. Wala Bazar by Rs. 60.00
12	Mutton	Kg	814.29	790.00	3.07	Peshawar Cantt by Rs. 50.00
13	Dalda Ghee	Kg	221.94	215.56	2.96	Peshawar City by Rs. 12.50
14	Wheat Flour (A.Q)	20 Kg	940.00	916.67	2.55	Abbottabad Abbottabad by Rs. 50.00
15	Beef	Kg	383.33	374.44	2.37	D.I Khan Top. Wala Bazar by Rs. 20.00
16	Red Chillies (Powder)	Kg	364.17	356.67	2.10	Peshawar Cantt by Rs. 25.00
17	Rice (S.Q)	Kg	157.50	154.72	1.80	D.I Khan Top. Wala Bazar by Rs. 10.00
18	Kerosene Oil	Ltr	147.50	145.00	1.72	D.I Khan Top. Wala Bazar by Rs. 5.00
19	Veg. Ghee Tin (Shama)	16 Kg	2988.57	2950.00	1.31	Abbottabad Abbottabad by Rs. 75.00
20	Pakwan Ghee	Kg	161.67	160.00	1.04	Peshawar City by Rs. 5.00
21	Petrol	Ltr	114.87	114.61	0.23	Abbottabad Kunj by Rs. 1.15
22	Masoor Pulse	Kg	133.61	133.33	0.21	Abbottabad Khel by Rs. 10.00
Average Prices of the following 16 items registered DECREASED						
1	Diesel	Ltr	128.07	128.32	-0.20	D.I Khan Top. Wala Bazar by Rs. -1.00
2	Veg. Ghee Tin	2.5 Kg	428.33	430.00	-0.39	Abbottabad Abbottabad by Rs. -10.00
3	Bananas	Dozen	56.39	56.67	-0.49	Peshawar City by Rs. -10.00
4	Gram Pulse / Dal Channa	Kg	151.39	152.78	-0.91	Abbottabad Khel by Rs. -10.00
5	Eggs (Farm)	Dozen	113.75	115.08	-1.16	Abbottabad Abbottabad by Rs. -4.00
6	Pakwan Cooking Oil	Ltr	167.08	170.00	-1.72	Peshawar City by Rs. -8.75
7	Moong Pulse	Kg	172.50	175.83	-1.90	Peshawar City by Rs. -27.50
8	Shakkar	Kg	116.67	120.00	-2.78	Peshawar City by Rs. -10.00
9	Mustard Oil	Kg	245.71	253.33	-3.01	Abbottabad Abbottabad by Rs. 0.00
10	Sugar	Kg	78.47	81.11	-3.25	Abbottabad Kunj by Rs. -5.00
11	Gram (White)	Kg	163.06	170.00	-4.08	Peshawar City by Rs. -20.00
12	Apple	Kg	116.11	121.39	-4.35	Abbottabad Kunj by Rs. -15.00
13	Gur	Kg	110.00	115.00	-4.35	Peshawar Cantt by Rs. -20.00
14	Kurkha (Beans)	Kg	156.11	164.17	-4.91	Peshawar City by Rs. -47.50
15	Chicken	Kg	159.58	171.17	-6.77	Abbottabad Abbottabad by Rs. -28.00
16	Green Chillies	Kg	192.83	221.67	-13.01	Abbottabad Kunj by Rs. -55.00
Average Prices of the following 8 items registered UNCHANGED						
1	Match Box	Each	2.67	2.67	0.00	Unchanged
2	Rice Basmati Broken	Kg	93.33	93.33	0.00	Unchanged
3	Rice (IRRI-6)	Kg	70.00	70.00	0.00	Unchanged
4	Washing Soap	P-Cake	43.33	43.33	0.00	Unchanged
5	Milk (Fresh)	Ltr	98.33	98.33	0.00	Unchanged
6	Salt (Packets)	Kg	10.00	10.00	0.00	Unchanged
7	Rooh Afza	Bottle (800 ML)	200.00	200.00	0.00	Unchanged
8	Dahee	Kg	105.00	105.00	0.00	Unchanged





**RELATIVE INDEX OF SOME ESSENTIAL & GENERAL  
COMMODITIES IN PESHAWAR, D.I KHAN & ABBOTTABAD FOR  
THE MONTH OF NOVEMBER 2019 OVER OCTOBER 2019**

S.No	Commodities	Unit	Prices in Rs.		Relative Index
			Nov-19	Oct-19	
1	Mangoes	Kg	312.50	125.00	250.00
2	Tomatoes	Kg	184.44	84.72	217.70
3	Garlic	Kg	298.33	235.56	126.65
4	Guava	Kg	89.72	73.89	121.43
5	Potatoes	Kg	47.50	42.50	111.76
6	Mash Pulse	Kg	211.94	195.56	108.38
7	Green Tea (A.Q)	Kg	550.00	515.71	106.65
8	Maize	Kg	57.78	54.44	106.12
9	Bason (A.Q)	Kg	139.17	133.33	104.38
10	Onions	Kg	81.11	78.61	103.18
11	Tea (A.Q)	Kg	780.00	756.67	103.08
12	Mutton	Kg	814.29	790.00	103.07
13	Dalda Ghee	Kg	221.94	215.56	102.96
14	Wheat Flour (A.Q)	20 Kg	940.00	916.67	102.55
15	Beef	Kg	383.33	374.44	102.37
16	Red Chillies (Powder)	Kg	364.17	356.67	102.10
17	Rice (S.Q)	Kg	157.50	154.72	101.80
18	Kerosene Oil	Ltr	147.50	145.00	101.72
19	Veg. Ghee Tin (Shama)	16 Kg	2988.57	2950.00	101.31
20	Pakwan Ghee	Kg	161.67	160.00	101.04
21	Petrol	Ltr	114.87	114.61	100.23
22	Masoor Pulse	Kg	133.61	133.33	100.21
23	Rooh Afza	Bottle (800 ML)	200.00	200.00	100.00
24	Salt (Packets)	Kg	10.00	10.00	100.00
25	Dahee	Kg	105.00	105.00	100.00
26	Match Box	Each	2.67	2.67	100.00
27	Rice (IRRI-6)	Kg	70.00	70.00	100.00
28	Rice Basmati Broken	Kg	93.33	93.33	100.00
29	Washing Soap	P-Cake	43.33	43.33	100.00
30	Milk (Fresh)	Ltr	98.33	98.33	100.00
31	Diesel	Ltr	128.07	128.32	99.80
32	Veg. Ghee Tin	2.5 Kg	428.33	430.00	99.61
33	Bananas	Dozen	56.39	56.67	99.51
34	Gram Pulse / Dal Channa	Kg	151.39	152.78	99.09
35	Eggs (Farm)	Dozen	113.75	115.08	98.84
36	Pakwan Cooking Oil	Ltr	167.08	170.00	98.28
37	Moong Pulse	Kg	172.50	175.83	98.10
38	Shakkar	Kg	116.67	120.00	97.22
39	Mustard Oil	Kg	245.71	253.33	96.99
40	Sugar	Kg	78.47	81.11	96.75
41	Gram (White)	Kg	163.06	170.00	95.92
42	Apple	Kg	116.11	121.39	95.65
43	Gur	Kg	110.00	115.00	95.65
44	Kurkha (Beans)	Kg	156.11	164.17	95.09
45	Chicken	Kg	159.58	171.17	93.23
46	Green Chillies	Kg	192.83	221.67	86.99