

**2019 PEW RESEARCH CENTER'S AMERICAN TRENDS PANEL  
WAVE 43 JANUARY  
FINAL TOPLINE  
JANUARY 22 – FEBRUARY 5, 2019  
TOTAL N=6,637<sup>1</sup>**

**NOTE: ALL NUMBERS ARE PERCENTAGES UNLESS OTHERWISE NOTED. THE PERCENTAGES LESS THAN 0.5% ARE REPLACED BY AN ASTERISK (\*). ROWS/COLUMNS MAY NOT TOTAL 100% DUE TO ROUNDING.**

	<b>Sample size</b>	<b>Margin of error at 95% confidence level</b>
U.S. adults	6,637	+/- 1.7% points
<i>White</i>	2,997	+/- 2.2% points
<i>Black</i>	1,518	+/- 4.0% points
<i>Hispanic</i>	1,574	+/- 3.6% points
<i>Asian</i> <sup>2</sup>	332	+/- 8.1% points

**ASK ALL:**

RACESURV1 For each of the following aspects of your life, would you say that you are **[RANDOMIZE: (in a better situation than you expected to be at this point in your life), (in a worse situation than you expected to be at this point in your life)]** or about where you expected to be at this point in your life? **[RANDOMIZE ITEMS; SHOW RESPONSE OPTIONS 1-2 IN SAME ORDER AS STEM]**

a. Your physical health

<u>Total</u>		<u>White</u>	<u>Black</u>	<u>Hispanic</u>	<u>Asian</u>
24	In a better situation than I expected	22	29	26	22
29	In a worse situation than I expected	31	27	26	26
47	About where I expected	47	43	47	51
*	No answer	*	1	1	1

**ASK IF EMPLOYED [n=3,502]:**

b. Your job or career

<u>Total</u>		<u>White</u>	<u>Black</u>	<u>Hispanic</u>	<u>Asian</u>
31	In a better situation than I expected	31	24	41	23
27	In a worse situation than I expected	26	37	28	35
41	About where I expected	43	38	31	41
*	No answer	*	*	*	1

c. Your relationships with family and friends

<u>Total</u>		<u>White</u>	<u>Black</u>	<u>Hispanic</u>	<u>Asian</u>
29	In a better situation than I expected	27	31	34	38
18	In a worse situation than I expected	19	16	17	17
52	About where I expected	54	52	48	45
*	No answer	*	*	*	*

<sup>1</sup> The Wave 43 survey includes 1,038 responses from members of Ipsos's KnowledgePanel who participated in this survey in addition to regular ATP panelists. In order to analyze subgroups, the survey includes an **oversample** of black and Hispanic respondents. The survey also includes an oversample of Asian respondents, but because of small sample sizes and a reduction of precision due to weighting, estimates for Asians are not presented for questions that were asked of Form 1 or Form 2 only and for some filtered questions. The data are weighted to be representative of the U.S. adult population as a whole.

<sup>2</sup> The Asian sample in this survey was interviewed in English only.

**RACESURV1 CONTINUED...**

d. Your personal finances

<u>Total</u>		<u>White</u>	<u>Black</u>	<u>Hispanic</u>	<u>Asian</u>
28	In a better situation than I expected	28	25	29	23
38	In a worse situation than I expected	38	42	35	36
34	About where I expected	33	33	36	40
*	No answer	*	*	*	1

**ASK ALL:**

ADMISSION Here are some factors colleges and universities may consider when making decisions about student admissions.

Do you think each of the following should be a major factor, minor factor, or not a factor in college admissions? **[RANDOMIZE ITEMS; SHOW FOUR ITEMS PER SCREEN]**

a. Race or ethnicity

<u>Total</u>		<u>White</u>	<u>Black</u>	<u>Hispanic</u>	<u>Asian</u>
7	Major factor	4	18	11	13
19	Minor factor	18	20	22	29
73	Not a factor	78	62	65	58
*	No answer	*	*	2	0

b. Gender

<u>Total</u>		<u>White</u>	<u>Black</u>	<u>Hispanic</u>	<u>Asian</u>
5	Major factor	2	11	9	6
14	Minor factor	12	16	15	25
81	Not a factor	86	72	75	68
1	No answer	*	1	1	0

c. Whether a relative attended the school

<u>Total</u>		<u>White</u>	<u>Black</u>	<u>Hispanic</u>	<u>Asian</u>
8	Major factor	4	13	18	16
24	Minor factor	24	26	22	31
68	Not a factor	73	61	58	53
*	No answer	*	*	1	0

d. Athletic ability

<u>Total</u>		<u>White</u>	<u>Black</u>	<u>Hispanic</u>	<u>Asian</u>
8	Major factor	5	14	14	15
34	Minor factor	33	34	37	41
57	Not a factor	61	51	49	44
*	No answer	*	1	1	0

**ADMISSION CONTINUED...**

## e. Involvement in community service

<u>Total</u>		<u>White</u>	<u>Black</u>	<u>Hispanic</u>	<u>Asian</u>
21	Major factor	19	20	25	37
48	Minor factor	52	40	43	48
30	Not a factor	29	40	30	14
*	No answer	*	*	1	*

## f. Scores on standardized tests, such as the SAT or ACT

<u>Total</u>		<u>White</u>	<u>Black</u>	<u>Hispanic</u>	<u>Asian</u>
47	Major factor	47	41	45	66
41	Minor factor	44	39	37	26
11	Not a factor	9	18	16	8
1	No answer	*	2	2	0

## g. High school grades

<u>Total</u>		<u>White</u>	<u>Black</u>	<u>Hispanic</u>	<u>Asian</u>
67	Major factor	68	63	66	77
26	Minor factor	27	23	22	20
7	Not a factor	4	14	10	3
*	No answer	*	*	1	0

## h. Being the first person in the family to go to college

<u>Total</u>		<u>White</u>	<u>Black</u>	<u>Hispanic</u>	<u>Asian</u>
20	Major factor	16	28	29	36
27	Minor factor	28	23	26	27
53	Not a factor	56	49	43	37
*	No answer	*	*	1	*

**PROGRAMMING NOTE: ASK ALL ITEMS ON ONE SCREEN; INCLUDE INTRO PARAGRAPH AT TOP; DO NOT USE THERMOMETER IMAGE**

**ASK ALL:**

THERMO We'd like to get your feelings toward a number of groups on a "feeling thermometer." A rating of zero degrees means you feel as cold and negative as possible. A rating of 100 degrees means you feel as warm and positive as possible. You would rate the group at 50 degrees if you don't feel particularly positive or negative toward the group.

How do you feel toward... **[RANDOMIZE]** *[Enter the number in the box between 0 and 100 that reflects your feelings]*

**SOFT PROMPT TEXT:** "Please enter the "degree" or number between 0 and 100 that reflects your feelings in the box. If you would like to skip, click Next."

**THERMO CONTINUED...****ASK ALL:**

THERMBLK

Blacks

	Rating of <u>0 to 24</u>	Rating of <u>25 to 49</u>	Rating of <u>50</u>	Rating of <u>51 to 75</u>	Rating of <u>76 to 100</u>	No <u>answer</u>	Mean <u>rating</u>
<i>All adults</i>							
Jan 22-Feb 5, 2019	5	5	33	11	44	2	70
Nov 29-Dec 12, 2016	6	4	30	13	44	3	70
Mar 2-28, 2016	6	6	32	14	40	1	67
<i>White</i>							
Jan 22-Feb 5, 2019	4	6	38	12	38	2	67
Nov 29-Dec 12, 2016	5	5	33	16	40	2	68
Mar 2-28, 2016	7	7	33	17	35	1	65
<i>Black</i>							
Jan 22-Feb 5, 2019	5	1	18	5	69	2	83
Nov 29-Dec 12, 2016	4	1	18	5	66	6	83
Mar 2-28, 2016	2	2	21	5	69	2	84
<i>Hispanic</i>							
Jan 22-Feb 5, 2019	7	5	27	10	49	3	71
Nov 29-Dec 12, 2016	8	8	26	10	46	3	70
Mar 2-28, 2016	9	7	31	7	45	2	67
<i>Asian</i>							
Jan 22-Feb 5, 2019	12	11	27	15	34	2	62

**ASK ALL:**

THERMWHT

Whites

	Rating of <u>0 to 24</u>	Rating of <u>25 to 49</u>	Rating of <u>50</u>	Rating of <u>51 to 75</u>	Rating of <u>76 to 100</u>	No <u>answer</u>	Mean <u>rating</u>
<i>All adults</i>							
Jan 22-Feb 5, 2019	5	4	34	12	44	2	70
Nov 29-Dec 12, 2016	6	3	27	14	47	3	71
Mar 2-28, 2016	4	2	29	16	48	1	73
<i>White</i>							
Jan 22-Feb 5, 2019	3	2	37	12	45	1	72
Nov 29-Dec 12, 2016	3	2	27	15	51	2	74
Mar 2-28, 2016	3	1	27	17	51	1	74
<i>Black</i>							
Jan 22-Feb 5, 2019	10	8	30	8	42	2	66
Nov 29-Dec 12, 2016	15	2	32	9	38	4	62
Mar 2-28, 2016	8	3	30	14	43	2	69
<i>Hispanic</i>							
Jan 22-Feb 5, 2019	7	6	29	10	46	3	70
Nov 29-Dec 12, 2016	10	4	22	16	42	5	69
Mar 2-28, 2016	6	4	31	10	46	2	70

**THERMWHT CONTINUED...**

	Rating of <u>0 to 24</u>	Rating of <u>25 to 49</u>	Rating of <u>50</u>	Rating of <u>51 to 75</u>	Rating of <u>76 to 100</u>	No <u>answer</u>	Mean <u>rating</u>
<i>Asian</i>							
Jan 22-Feb 5, 2019	8	9	28	16	37	2	64

**ASK ALL:**

THERMHISP

Hispanics

	Rating of <u>0 to 24</u>	Rating of <u>25 to 49</u>	Rating of <u>50</u>	Rating of <u>51 to 75</u>	Rating of <u>76 to 100</u>	No <u>answer</u>	Mean <u>rating</u>
<i>All adults</i>							
Jan 22-Feb 5, 2019	4	4	34	11	45	2	70
Nov 29-Dec 12, 2016	5	4	31	14	43	3	69
Mar 2-28, 2016	5	5	31	15	42	2	68

*White*

Jan 22-Feb 5, 2019	4	5	38	12	39	2	67
Nov 29-Dec 12, 2016	5	5	34	15	39	2	67
Mar 2-28, 2016	6	6	33	16	37	1	65

*Black*

Jan 22-Feb 5, 2019	7	2	28	8	53	2	73
Nov 29-Dec 12, 2016	7	2	35	10	43	4	69
Mar 2-28, 2016	6	2	32	11	46	3	72

*Hispanic*

Jan 22-Feb 5, 2019	3	2	20	10	63	3	81
Nov 29-Dec 12, 2016	4	1	18	13	62	3	81
Mar 2-28, 2016	1	2	20	12	62	2	80

*Asian*

Jan 22-Feb 5, 2019	6	8	32	14	39	2	66
--------------------	---	---	----	----	----	---	----

**ASK ALL:**

THERMASN

Asians

	Rating of <u>0 to 24</u>	Rating of <u>25 to 49</u>	Rating of <u>50</u>	Rating of <u>51 to 75</u>	Rating of <u>76 to 100</u>	No <u>answer</u>	Mean <u>rating</u>
<i>All adults</i>							
Jan 22-Feb 5, 2019	4	3	35	11	45	2	71
Nov 29-Dec 12, 2016	6	3	34	13	41	3	68
Mar 2-28, 2016	6	4	32	14	41	2	68

*White*

Jan 22-Feb 5, 2019	3	3	39	12	41	2	70
Nov 29-Dec 12, 2016	4	4	33	15	41	2	69
Mar 2-28, 2016	6	4	33	16	40	1	67

*Black*

Jan 22-Feb 5, 2019	7	4	30	8	49	2	72
Nov 29-Dec 12, 2016	9	3	38	6	39	5	66
Mar 2-28, 2016	4	4	31	10	47	3	72

**THERMASN CONTINUED...**

	Rating of <u>0 to 24</u>	Rating of <u>25 to 49</u>	Rating of <u>50</u>	Rating of <u>51 to 75</u>	Rating of <u>76 to 100</u>	No <u>answer</u>	Mean <u>rating</u>
<i>Hispanic</i>							
Jan 22-Feb 5, 2019	7	3	29	10	49	3	72
Nov 29-Dec 12, 2016	9	4	31	10	42	3	68
Mar 2-28, 2016	9	6	32	8	42	3	67
<i>Asian</i>							
Jan 22-Feb 5, 2019	3	4	20	14	57	2	77

**ASK ALL:**

THERMNAT

Native Americans

	Rating of <u>0 to 24</u>	Rating of <u>25 to 49</u>	Rating of <u>50</u>	Rating of <u>51 to 75</u>	Rating of <u>76 to 100</u>	No <u>answer</u>	Mean <u>rating</u>
<i>All adults</i>							
Jan 22-Feb 5, 2019	4	2	33	10	49	2	73
<i>White</i>							
Jan 22-Feb 5, 2019	3	3	37	12	45	2	72
<i>Black</i>							
Jan 22-Feb 5, 2019	6	1	27	6	58	2	77
<i>Hispanic</i>							
Jan 22-Feb 5, 2019	5	1	26	8	56	3	76
<i>Asian</i>							
Jan 22-Feb 5, 2019	7	3	34	13	41	2	67

**ASK FORM 1 ONLY [n=3,323]:**

RACESURV2 The U.S. population is made up of people of many different races and ethnicities.  
Overall, do you think this is... **[SHOW RESPONSE OPTIONS 1-4 IN REVERSE FOR  
RANDOM ½ OF RESPONDENTS]**

<u>Total</u>		<u>White</u>	<u>Black</u>	<u>Hispanic</u>	<u>Asian</u>
57	Very good for the country	55	59	60	-
20	Somewhat good for the country	20	16	20	-
5	Somewhat bad for the country	6	3	3	-
1	Very bad for the country	2	2	1	-
17	Neither good nor bad for the country	17	19	15	-
*	No answer	*	*	1	-

**RANDOMIZE RACESURV3, RACESURV4****ASK FORM 2 ONLY [n=3,314]:**

RACESURV3 In general, do you think the fact that the U.S. population is made up of people of many different races and ethnicities makes it... **[RANDOMIZE RESPONSE OPTIONS 1 AND 2; ANCHOR 3]**

<u>Total</u>		<u>White</u>	<u>Black</u>	<u>Hispanic</u>	<u>Asian</u>
7	Easier for policymakers to solve the country's problems	4	11	14	-
47	Harder for policymakers to solve the country's problems	52	30	42	-
45	Doesn't make much difference	44	59	43	-
*	No answer	*	1	1	-

**ASK FORM 2 [n=3,314]:**

RACESURV4 In general, do you think the fact that the U.S. population is made up of people of many different races and ethnicities has... **[RANDOMIZE RESPONSE OPTIONS 1 AND 2; ANCHOR 3]**

<u>Total</u>		<u>White</u>	<u>Black</u>	<u>Hispanic</u>	<u>Asian</u>
64	A positive impact on the country's culture	64	58	70	-
12	A negative impact on the country's culture	14	9	8	-
23	Doesn't make much difference	22	31	22	-
1	No answer	*	2	1	-

**ASK ALL:**

RACESURV5 Overall, how does each of the following affect people's ability to get ahead in our country these days? **[RANDOMIZE ITEMS; OBSERVE FORM SPLITS; SPLIT OVER THREE SCREENS; SHOW RESPONSE OPTIONS 1-4 IN REVERSE FOR RANDOM ½ OF RESPONDENTS]**

a. Being white

<u>Total</u>		<u>White</u>	<u>Black</u>	<u>Hispanic</u>	<u>Asian</u>
38	Helps a lot	31	59	44	56
21	Helps a little	25	10	18	17
7	Hurts a little	9	4	4	6
4	Hurts a lot	5	3	3	4
28	Neither helps nor hurts	30	23	30	17
1	No answer	1	1	2	1

b. Being black

<u>Total</u>		<u>White</u>	<u>Black</u>	<u>Hispanic</u>	<u>Asian</u>
7	Helps a lot	8	5	5	11
10	Helps a little	12	4	10	8
30	Hurts a little	33	26	26	32
25	Hurts a lot	22	42	24	32
26	Neither helps nor hurts	25	22	34	17
1	No answer	1	1	2	1

**RACESURV5 CONTINUED...**

## c. Being Hispanic

<u>Total</u>		<u>White</u>	<u>Black</u>	<u>Hispanic</u>	<u>Asian</u>
6	Helps a lot	6	5	8	11
11	Helps a little	11	12	13	7
35	Hurts a little	38	28	28	43
17	Hurts a lot	15	24	17	16
30	Neither helps nor hurts	30	30	32	21
1	No answer	1	1	2	2

## d. Being Asian

<u>Total</u>		<u>White</u>	<u>Black</u>	<u>Hispanic</u>	<u>Asian</u>
8	Helps a lot	7	14	9	12
26	Helps a little	27	25	23	29
18	Hurts a little	18	16	15	24
3	Hurts a lot	2	5	4	10
44	Neither helps nor hurts	45	40	46	25
1	No answer	1	2	2	1

**ASK FORM 1 ONLY [n=3,323]:**

## e. Being Native American

<u>Total</u>		<u>White</u>	<u>Black</u>	<u>Hispanic</u>	<u>Asian</u>
7	Helps a lot	5	8	13	-
16	Helps a little	16	12	19	-
22	Hurts a little	24	21	18	-
16	Hurts a lot	17	17	10	-
37	Neither helps nor hurts	37	40	37	-
1	No answer	1	1	3	-

**ASK FORM 1 ONLY [n=3,323]:**

## f. Being Jewish

<u>Total</u>		<u>White</u>	<u>Black</u>	<u>Hispanic</u>	<u>Asian</u>
8	Helps a lot	5	19	10	-
15	Helps a little	15	15	17	-
16	Hurts a little	17	15	14	-
4	Hurts a lot	3	5	7	-
55	Neither helps nor hurts	59	45	51	-
1	No answer	*	2	2	-

**ASK FORM 1 ONLY [n=3,323]:**

## g. Being Muslim

<u>Total</u>		<u>White</u>	<u>Black</u>	<u>Hispanic</u>	<u>Asian</u>
3	Helps a lot	4	3	2	-
5	Helps a little	5	5	7	-
32	Hurts a little	35	23	24	-
31	Hurts a lot	32	32	28	-
27	Neither helps nor hurts	24	37	37	-
1	No answer	1	1	2	-



**RACESURV5 CONTINUED...****ASK FORM 1 ONLY [n=3,323]:**

h. Being an evangelical Christian

<u>Total</u>		<u>White</u>	<u>Black</u>	<u>Hispanic</u>	<u>Asian</u>
11	Helps a lot	9	16	11	-
19	Helps a little	20	17	22	-
10	Hurts a little	12	8	5	-
5	Hurts a lot	5	2	6	-
54	Neither helps nor hurts	53	56	55	-
1	No answer	*	1	2	-

**ASK FORM 2 ONLY [n=3,314]:**

i. Being a man

<u>Total</u>		<u>White</u>	<u>Black</u>	<u>Hispanic</u>	<u>Asian</u>
38	Helps a lot	36	43	37	-
28	Helps a little	32	21	20	-
7	Hurts a little	8	8	6	-
3	Hurts a lot	3	5	2	-
24	Neither helps nor hurts	22	22	34	-
1	No answer	1	1	1	-

**ASK FORM 2 ONLY [n=3,314]:**

j. Being a woman

<u>Total</u>		<u>White</u>	<u>Black</u>	<u>Hispanic</u>	<u>Asian</u>
8	Helps a lot	7	8	8	-
15	Helps a little	15	16	14	-
41	Hurts a little	44	34	34	-
10	Hurts a lot	8	17	11	-
25	Neither helps nor hurts	25	24	30	-
1	No answer	*	*	2	-

**ASK FORM 2 ONLY [n=3,314]:**

k. Being poor

<u>Total</u>		<u>White</u>	<u>Black</u>	<u>Hispanic</u>	<u>Asian</u>
2	Helps a lot	2	2	2	-
3	Helps a little	2	3	4	-
20	Hurts a little	22	14	22	-
66	Hurts a lot	67	71	55	-
8	Neither helps nor hurts	7	10	15	-
*	No answer	*	*	1	-

**RACESURV5 CONTINUED...****ASK FORM 2 ONLY [n=3,314]:**

I. Being wealthy

<u>Total</u>		<u>White</u>	<u>Black</u>	<u>Hispanic</u>	<u>Asian</u>
78	Helps a lot	81	70	72	-
11	Helps a little	11	9	11	-
2	Hurts a little	1	5	3	-
2	Hurts a lot	1	2	3	-
7	Neither helps nor hurts	5	14	9	-
1	No answer	*	1	2	-

**ASK ALL:**

RACESURV6 When it comes to racial discrimination, which do you think is the bigger problem for the country today? **[RANDOMIZE RESPONSE OPTIONS]**

<u>Total</u>		<u>White</u>	<u>Black</u>	<u>Hispanic</u>	<u>Asian</u>
42	People seeing racial discrimination where it really does NOT exist	52	14	30	28
57	People NOT seeing racial discrimination where it really DOES exist	48	84	67	72
1	No answer	1	2	2	*

**ASK ALL:**

RACESURV7 How often, if ever, does race or race relations come up in your conversations with family and friends?

<u>Total</u>		<u>White</u>	<u>Black</u>	<u>Hispanic</u>	<u>Asian</u>
14	Often	11	27	15	13
38	Sometimes	39	36	34	52
35	Rarely	38	24	32	29
13	Never	12	12	17	5
*	No answer	*	1	2	0

**RANDOMIZE RACESURV8 AND RACESURV9****ASK IF EVER TALKS ABOUT RACE OR RACE RELATIONS (RACESURV7=1-3) [n=5,919]:**

RACESURV8 When race or race relations comes up in your conversations with family and friends, are you generally... **[REVERSE RESPONSE OPTIONS FOR RANDOM ½ OF RESPONDENTS]**

<u>Total</u>		<u>White</u>	<u>Black</u>	<u>Hispanic</u>	<u>Asian</u>
37	Very comfortable	36	49	30	26
36	Somewhat comfortable	38	28	32	44
22	Somewhat uncomfortable	21	17	29	23
5	Very uncomfortable	4	5	8	7
*	No answer	*	1	1	0

**RANDOMIZE RACESURV8 AND RACESURV9****ASK IF EVER TALKS ABOUT RACE OR RACE RELATIONS (RACESURV7=1-3) [n=5,919]:**

RACESURV9 When race or race relations comes up in your conversations with family and friends, is it... **[SHOW RESPONSE OPTIONS 1-4 IN REVERSE ORDER FOR RANDOM HALF OF SAMPLE]**

<u>Total</u>		<u>White</u>	<u>Black</u>	<u>Hispanic</u>	<u>Asian</u>
14	Always with people who are the same race as you	15	14	11	4
42	Mostly with people who are the same race as you	48	36	31	33
12	Mostly with people who are NOT the same race as you	9	13	17	23
3	Always with people who are NOT the same race as you	1	4	5	7
29	Both about equally	26	32	35	32
*	No answer	*	1	1	*

**ASK FORM 1 ONLY [n=3,323]:**

RACESURV10 Do you think race relations in the United States are... **[RANDOMIZE RESPONSE OPTIONS]**

<u>Total</u>		<u>White</u>	<u>Black</u>	<u>Hispanic</u>	<u>Asian</u>
41	Generally good	44	27	37	-
58	Generally bad	56	71	60	-
1	No answer	1	2	3	-

**ASK FORM 1 ONLY [n=3,323]:**

RACESURV11 Do you think race relations in the United States are... **[RANDOMIZE RESPONSE OPTIONS 1 AND 2; ANCHOR 3]**

<u>Total</u>		<u>White</u>	<u>Black</u>	<u>Hispanic</u>	<u>Asian</u>
17	Getting better	19	12	14	-
53	Getting worse	51	54	60	-
30	Staying about the same	30	33	25	-
*	No answer	*	1	1	-

**RACESURV10/RACESURV11 COMBO TABLE****BASED ON FORM 1 ONLY [n=3,323]:**

<u>Total</u>		<u>White</u>	<u>Black</u>	<u>Hispanic</u>	<u>Asian</u>
41	Race relations are generally good	44	27	37	-
12	Getting better	13	7	9	-
12	Getting worse	13	6	14	-
16	Staying about the same	17	14	14	-
*	No answer to RACESURV11	*	0	*	-
58	Race relations are generally bad	56	71	60	-
5	Getting better	5	4	4	-
40	Getting worse	38	48	45	-
13	Staying about the same	12	19	10	-
*	No answer to RACESURV11	0	*	*	-
1	No answer to RACESURV10	1	2	3	-

**ASK FORM 2 ONLY [n=3,314]:**

RACESURV12 When it comes to giving black people equal rights with whites, do you think our country has... **[RANDOMIZE OPTIONS 1-2 WITH 3 ALWAYS LAST]**

<u>Total</u>		<u>White</u>	<u>Black</u>	<u>Hispanic</u>	<u>Asian</u>
15	Gone too far	19	6	9	-
45	Not gone far enough	37	78	48	-
39	Been about right	43	14	40	-
1	No answer	1	2	2	-

**ASK IF SAID OUR COUNTRY HAS NOT GONE FAR ENOUGH (RACESURV12=2) [n=1,759]:**

RACESURV13 How likely, if at all, is it that black people in our country will eventually have equal rights with whites?

<u>Total</u>		<u>White</u>	<u>Black</u>	<u>Hispanic</u>	<u>Asian</u>
19	Very likely	24	7	15	-
46	Somewhat likely	55	28	39	-
28	Not too likely	19	45	36	-
7	Not at all likely	1	19	10	-
*	No answer	*	1	*	-

**RACESURV12/RACESURV13 COMBO TABLE****BASED ON FORM 2 ONLY [n=3,314]:**

<u>Total</u>		<u>White</u>	<u>Black</u>	<u>Hispanic</u>	<u>Asian</u>
15	Gone too far	19	6	9	-
45	Not gone far enough	37	78	48	-
8	Very likely	9	6	7	-
21	Somewhat likely	21	22	19	-
13	Not too likely	7	35	17	-
3	Not at all likely	*	15	5	-
*	No answer to RACESURV13	*	1	*	-
39	Been about right	43	14	40	-
1	No answer to RACESURV12	1	2	2	-

**ASK ALL:**

RACATTN

In general, do you think there is too much, too little, or about the right amount of attention paid to race and racial issues in our country these days?

	<u>Too much attention</u>	<u>Too little attention</u>	<u>About the right amount of attention</u>	<u>No answer</u>
<i>All adults</i>				
Jan 22-Feb 5, 2019	41	37	21	1
Feb 28-Mar 12, 2017	45	34	20	1
<i>White</i>				
Jan 22-Feb 5, 2019	50	28	21	1
Feb 28-Mar 12, 2017	53	24	22	1
<i>Black</i>				
Jan 22-Feb 5, 2019	12	67	19	2
Feb 28-Mar 12, 2017	21	65	13	1
<i>Hispanic</i>				
Jan 22-Feb 5, 2019	27	50	20	2
Feb 28-Mar 12, 2017	42	42	16	0
<i>Asian</i>				
Jan 22-Feb 5, 2019	36	39	25	*

**ASK ALL:**

RACESURV14 Would you say President Trump has...

<u>Total</u>		<u>White</u>	<u>Black</u>	<u>Hispanic</u>	<u>Asian</u>
15	Made progress toward improving race relations	20	2	7	10
13	Tried but failed to make progress toward improving race relations	15	9	9	13
14	Not addressed race relations	14	13	13	10
56	Made race relations worse	49	73	69	65
2	No answer	1	3	2	3

**ASK FORM 1 ONLY [n=3,323]:**

RACESURV15a Since President Trump was elected, do you think it has become **[RANDOMIZE: (more common) or (less common)]** for people to express racist or racially insensitive views, or is it about as common as it was before? **[SHOW RESPONSE OPTIONS 1-2 IN SAME ORDER AS STEM]**

<u>Total</u>		<u>White</u>	<u>Black</u>	<u>Hispanic</u>	<u>Asian</u>
65	More common	60	76	75	-
5	Less common	5	6	7	-
29	About as common	35	16	15	-
1	No answer	1	1	2	-

**ASK FORM 2 ONLY [n=3,314]:**

RACESURV15b Since President Trump was elected, do you think it has become **[RANDOMIZE: (more acceptable) or (less acceptable)]** for people to express racist or racially insensitive views, or is it about as acceptable as it was before? **[SHOW RESPONSE OPTIONS 1-2 IN SAME ORDER AS STEM]**

<u>Total</u>		<u>White</u>	<u>Black</u>	<u>Hispanic</u>	<u>Asian</u>
45	More acceptable	43	53	45	-
23	Less acceptable	20	26	33	-
31	About as acceptable	36	19	20	-
1	No answer	1	1	2	-

**ASK ALL:**

RACESURV16 When it comes to improving race relations, do you think it is more important for people to focus on... **[RANDOMIZE RESPONSE OPTIONS]**

<u>Total</u>		<u>White</u>	<u>Black</u>	<u>Hispanic</u>	<u>Asian</u>
44	The unique experiences of different racial and ethnic groups	39	54	49	58
55	What different racial and ethnic groups have in common	59	44	49	42
2	No answer	2	2	3	*

**ASK ALL:**

RACESURV17 How much, if at all, do you think the legacy of slavery affects the position of black people in American society today?

<u>Total</u>		<u>White</u>	<u>Black</u>	<u>Hispanic</u>	<u>Asian</u>
31	A great deal	26	59	29	33
32	A fair amount	32	25	38	35
19	Not much	22	6	19	17
16	Not at all	19	9	11	15
1	No answer	1	1	3	*

**DISPLAY TO ALL:**

Thinking again about race and race relations in the U.S....

**ASK ALL:**

RACESURV18 In general, how well, if at all, do you think each of these groups get along with each other in our society these days? **[RANDOMIZE ITEMS; SPLIT OVER TWO SCREENS]**

## a. Whites and Hispanics

<u>Total</u>		<u>White</u>	<u>Black</u>	<u>Hispanic</u>	<u>Asian</u>
7	Very well	7	7	11	6
48	Pretty well	56	26	37	44
26	Not too well	23	31	32	34
5	Not at all well	3	12	8	5
12	Not sure	11	24	10	11
1	No answer	*	1	1	*

## b. Blacks and Hispanics

<u>Total</u>		<u>White</u>	<u>Black</u>	<u>Hispanic</u>	<u>Asian</u>
8	Very well	4	16	15	11
39	Pretty well	35	53	44	39
21	Not too well	22	12	23	26
4	Not at all well	4	3	4	4
27	Not sure	33	16	13	20
1	No answer	1	1	2	*

## c. Blacks and whites

<u>Total</u>		<u>White</u>	<u>Black</u>	<u>Hispanic</u>	<u>Asian</u>
5	Very well	5	5	6	4
42	Pretty well	49	31	26	29
36	Not too well	33	40	42	45
9	Not at all well	6	12	14	13
8	Not sure	7	11	11	7
1	No answer	*	1	1	*

## d. Whites and Asians

<u>Total</u>		<u>White</u>	<u>Black</u>	<u>Hispanic</u>	<u>Asian</u>
16	Very well	17	12	16	21
57	Pretty well	64	40	45	56
9	Not too well	6	13	15	12
2	Not at all well	1	4	3	2
16	Not sure	13	30	20	8
1	No answer	1	1	1	1

**RACESURV18 CONTINUED...**

## e. Blacks and Asians

<u>Total</u>		<u>White</u>	<u>Black</u>	<u>Hispanic</u>	<u>Asian</u>
5	Very well	4	9	7	7
34	Pretty well	31	41	32	42
19	Not too well	18	20	21	31
4	Not at all well	3	4	6	5
37	Not sure	43	25	33	14
1	No answer	*	1	1	*

## f. Hispanics and Asians

<u>Total</u>		<u>White</u>	<u>Black</u>	<u>Hispanic</u>	<u>Asian</u>
6	Very well	4	7	12	13
35	Pretty well	32	30	47	45
13	Not too well	12	15	15	17
2	Not at all well	2	3	1	3
42	Not sure	49	43	23	20
1	No answer	1	2	2	1

**ASK ALL:**

RACESURV19 Here is a list of things some people may see as reasons why black people in our country may have a harder time getting ahead than white people, and others may not.

Do you think each is a major reason, minor reason, or not a reason why black people in our country may have a harder time getting ahead than white people? **[RANDOMIZE ITEMS; OBSERVE FORM SPLITS]**

## a. Racial discrimination

<u>Total</u>		<u>White</u>	<u>Black</u>	<u>Hispanic</u>	<u>Asian</u>
44	Major reason	35	75	50	54
34	Minor reason	40	13	28	31
22	Not a reason	24	11	19	15
1	No answer	1	2	2	0

## b. Lack of motivation to work hard

<u>Total</u>		<u>White</u>	<u>Black</u>	<u>Hispanic</u>	<u>Asian</u>
30	Major reason	30	24	37	32
28	Minor reason	27	28	27	36
41	Not a reason	42	46	33	33
1	No answer	1	2	3	0



**RACESURV19 CONTINUED...****ASK FORM 1 ONLY [n=3,323]:**

c. Less access to good quality schools

<u>Total</u>		<u>White</u>	<u>Black</u>	<u>Hispanic</u>	<u>Asian</u>
48	Major reason	45	59	49	-
27	Minor reason	29	21	26	-
24	Not a reason	25	19	24	-
1	No answer	*	2	2	-

**ASK FORM 1 ONLY [n=3,323]:**

d. Lack of good role models

<u>Total</u>		<u>White</u>	<u>Black</u>	<u>Hispanic</u>	<u>Asian</u>
42	Major reason	46	29	39	-
34	Minor reason	34	36	32	-
23	Not a reason	19	34	27	-
1	No answer	*	1	2	-

**ASK FORM 2 ONLY [n=3,314]:**

e. Less access to high-paying jobs

<u>Total</u>		<u>White</u>	<u>Black</u>	<u>Hispanic</u>	<u>Asian</u>
41	Major reason	35	68	46	-
31	Minor reason	34	20	27	-
27	Not a reason	30	11	24	-
1	No answer	1	1	2	-

**ASK FORM 2 ONLY [n=3,314]:**

f. Family instability

<u>Total</u>		<u>White</u>	<u>Black</u>	<u>Hispanic</u>	<u>Asian</u>
50	Major reason	51	40	49	-
32	Minor reason	33	34	31	-
17	Not a reason	15	25	19	-
1	No answer	1	1	2	-

**ASK ALL:**

RACESURV20 Thinking about your own experience, have you ever personally experienced discrimination or been treated unfairly because of your race or ethnicity?

<u>Total</u>		<u>White</u>	<u>Black</u>	<u>Hispanic</u>	<u>Asian</u>
45	Yes ( <b>net</b> )	33	76	58	76
6	Regularly	3	13	9	11
39	From time to time	30	63	49	66
54	No	67	23	40	23
1	No answer	*	1	2	*

**RANDOMIZE RACESURV21 AND RACESURV22****DISPLAY FOR ALL:**

Thinking about when you were growing up...

**ASK ALL:**

RACESURV21 How often, if ever, did your family talk to you about CHALLENGES you might face because of your race or ethnicity?

<u>Total</u>		<u>White</u>	<u>Black</u>	<u>Hispanic</u>	<u>Asian</u>
7	Often	1	32	10	13
15	Sometimes	8	33	25	29
18	Rarely	15	18	26	29
59	Never	76	17	38	29
1	No answer	*	1	2	0

**ASK ALL:**

RACESURV22 How often, if ever, did your family talk to you about ADVANTAGES you might have because of your race or ethnicity?

<u>Total</u>		<u>White</u>	<u>Black</u>	<u>Hispanic</u>	<u>Asian</u>
4	Often	2	10	5	5
13	Sometimes	9	22	21	21
21	Rarely	17	29	26	37
61	Never	72	38	46	37
1	No answer	*	1	2	*

**NO QUESTION RACESURV23****RANDOMIZE RACESURV24, RACESURV25, RACESURV26, RACESURV27****ASK ALL:**

RACESURV24 How much, if at all, do you think what happens to white people in the country overall affects what happens in your own life?

<u>Total</u>		<u>White</u>	<u>Black</u>	<u>Hispanic</u>	<u>Asian</u>
21	A lot	23	20	12	18
35	Some	38	28	33	35
22	Not much	20	23	23	29
21	Not at all	18	28	30	17
1	No answer	1	1	2	1

**ASK ALL:**

RACESURV25 How much, if at all, do you think what happens to black people in the country overall affects what happens in your own life?

<u>Total</u>		<u>White</u>	<u>Black</u>	<u>Hispanic</u>	<u>Asian</u>
14	A lot	9	44	11	12
34	Some	34	29	35	37
28	Not much	32	12	26	30
23	Not at all	24	13	26	20
1	No answer	1	2	2	1

**ASK ALL:**

RACESURV26 How much, if at all, do you think what happens to Hispanics in the country overall affects what happens in your own life?

<u>Total</u>		<u>White</u>	<u>Black</u>	<u>Hispanic</u>	<u>Asian</u>
12	A lot	8	15	28	10
34	Some	34	34	33	38
29	Not much	33	27	18	31
23	Not at all	24	23	19	20
1	No answer	1	2	2	1

**ASK ALL:**

RACESURV27 How much, if at all, do you think what happens to Asians in the country overall affects what happens in your own life?

<u>Total</u>		<u>White</u>	<u>Black</u>	<u>Hispanic</u>	<u>Asian</u>
7	A lot	5	9	7	28
26	Some	26	25	23	38
34	Not much	37	30	34	22
31	Not at all	31	34	34	11
1	No answer	1	2	2	*

**DISPLAY IF WHITE, BLACK, HISPANIC OR ASIAN:**

In a previous survey you indicated that you are [**IF WHITE:** white; **IF BLACK:** black; **IF HISPANIC:** Hispanic; **IF ASIAN:** Asian].

**ASK ALL:**

IDIMPORT How important is [**IF WHITE:** being white; **IF BLACK:** being black; **IF HISPANIC:** being Hispanic; **IF ASIAN:** being Asian; **IF RACE=OTHER; REFUSED:** your racial background] to how you think about yourself?

	<u>Extremely important</u>	<u>Very important</u>	<u>Moderately important</u>	<u>Only a little important</u>	<u>Not at all important</u>	<u>No answer</u>
<i>All adults</i>						
Jan 22-Feb 5, 2019	16	15	18	15	34	1
Aug 8-21, 2017 <sup>3</sup>	17	17	20	15	30	1
Nov 29-Dec 12, 2016	19	17	23	17	23	1
<i>White</i>						
Jan 22-Feb 5, 2019	5	10	19	18	47	1
Aug 8-21, 2017	7	12	21	20	39	1
Nov 29-Dec 12, 2016	7	12	26	22	32	1
<i>Black</i>						
Jan 22-Feb 5, 2019	52	22	11	3	10	2
Aug 8-21, 2017	52	26	11	2	9	*
Nov 29-Dec 12, 2016	62	19	9	3	7	1

<sup>3</sup> In the 2017 and 2016 surveys, Asian respondents were asked about "your racial background" instead of about "being Asian."

**IDIMPORT CONTINUED...**

	<u>Extremely important</u>	<u>Very important</u>	<u>Moderately important</u>	<u>Only a little important</u>	<u>Not at all important</u>	<u>No answer</u>
<i>Hispanic</i>						
Jan 22-Feb 5, 2019	31	28	20	8	12	2
Aug 8-21, 2017	27	29	21	7	16	1
Nov 29-Dec 12, 2016	35	30	20	7	8	1
<i>Asian</i>						
Jan 22-Feb 5, 2019	27	29	24	11	9	0

**ASK ALL:**

RACESURV28 In general in our country these days, would you say that **[RANDOMIZE: (black people are treated less fairly than white people), (white people are treated less fairly than black people)]**, or both are treated about equally in each of the following situations?  
**[RANDOMIZE ITEMS; SPLIT OVER TWO SCREENS; OBSERVE FORM SPLITS;  
SHOW RESPONSE OPTIONS 1-2 IN SAME ORDER AS STEM]**

a. In hiring, pay and promotions

<u>Total</u>		<u>White</u>	<u>Black</u>	<u>Hispanic</u>	<u>Asian</u>
52	Black people are treated less fairly than white people	44	82	56	62
6	White people are treated less fairly than black people	8	2	5	4
41	Both are treated about equally	47	14	36	34
2	No answer	1	2	3	1

b. In stores or restaurants

<u>Total</u>		<u>White</u>	<u>Black</u>	<u>Hispanic</u>	<u>Asian</u>
45	Black people are treated less fairly than white people	37	70	50	59
2	White people are treated less fairly than black people	2	2	4	3
52	Both are treated about equally	61	25	43	37
1	No answer	1	2	2	1

c. When applying for a loan or mortgage

<u>Total</u>		<u>White</u>	<u>Black</u>	<u>Hispanic</u>	<u>Asian</u>
45	Black people are treated less fairly than white people	38	74	46	58
3	White people are treated less fairly than black people	3	2	4	3
50	Both are treated about equally	57	22	46	39
2	No answer	2	2	4	1

**RACESURV28 CONTINUED...****ASK FORM 1 ONLY [n=3,323]:**

d. In dealing with the police

<u>Total</u>		<u>White</u>	<u>Black</u>	<u>Hispanic</u>	<u>Asian</u>
67	Black people are treated less fairly than white people	63	84	65	-
3	White people are treated less fairly than black people	2	2	4	-
30	Both are treated about equally	34	12	28	-
1	No answer	*	2	2	-

**ASK FORM 2 ONLY [n=3,314]:**

e. By the criminal justice system

<u>Total</u>		<u>White</u>	<u>Black</u>	<u>Hispanic</u>	<u>Asian</u>
65	Black people are treated less fairly than white people	61	87	64	-
3	White people are treated less fairly than black people	3	3	4	-
30	Both are treated about equally	35	9	30	-
1	No answer	1	1	3	-

f. When voting in elections

<u>Total</u>		<u>White</u>	<u>Black</u>	<u>Hispanic</u>	<u>Asian</u>
35	Black people are treated less fairly than white people	30	58	35	40
3	White people are treated less fairly than black people	4	2	4	3
60	Both are treated about equally	65	38	58	53
1	No answer	1	2	3	4

g. When seeking medical treatment

<u>Total</u>		<u>White</u>	<u>Black</u>	<u>Hispanic</u>	<u>Asian</u>
33	Black people are treated less fairly than white people	26	59	38	42
3	White people are treated less fairly than black people	3	2	4	2
63	Both are treated about equally	70	37	55	55
1	No answer	1	2	3	1

**ASK ALL:**

RACESURV29 In your daily life, how much interaction, if any, would you say you have with people who are... **[RANDOMIZE ITEMS]**

## a. White

<u>Total</u>		<u>White</u>	<u>Black</u>	<u>Hispanic</u>	<u>Asian</u>
71	A lot of interaction	84	47	44	59
21	Some interaction	13	35	35	36
5	Not much interaction	2	11	13	3
2	No interaction at all	1	5	6	*
1	No answer	*	2	1	2

## b. Black

<u>Total</u>		<u>White</u>	<u>Black</u>	<u>Hispanic</u>	<u>Asian</u>
29	A lot of interaction	25	68	20	15
42	Some interaction	46	22	40	53
23	Not much interaction	24	4	29	25
5	No interaction at all	4	5	9	7
1	No answer	*	1	2	*

## c. Hispanic

<u>Total</u>		<u>White</u>	<u>Black</u>	<u>Hispanic</u>	<u>Asian</u>
30	A lot of interaction	23	26	60	27
42	Some interaction	45	40	28	47
21	Not much interaction	25	21	8	21
7	No interaction at all	7	11	3	5
1	No answer	*	1	1	0

## d. Asian

<u>Total</u>		<u>White</u>	<u>Black</u>	<u>Hispanic</u>	<u>Asian</u>
13	A lot of interaction	11	10	11	48
36	Some interaction	38	32	31	34
37	Not much interaction	39	39	38	12
13	No interaction at all	11	18	18	6
1	No answer	*	2	1	0

**NO QUESTIONS RACESURV30 THROUGH RACESURV33**

**ASK ALL:**

RACESURV34 Overall, how much has each of the following **[RANDOMIZE: (helped) or (hurt)]** your ability to get ahead? **[RANDOMIZE ITEMS; SPLIT OVER TWO SCREENS; SHOW RESPONSE OPTIONS 1-4 IN SAME ORDER AS STEM]**

- a. **[IF WHITE:** Being white; **IF BLACK:** Being black; **IF HISPANIC:** Being Hispanic; **IF ASIAN:** Being Asian; **IF RACE=OTHER; REFUSED:** Your racial background]

<u>Total</u>		<u>White</u>	<u>Black</u>	<u>Hispanic</u>	<u>Asian</u>
14	Helped a lot	18	6	8	8
24	Helped a little	27	11	22	29
11	Hurt a little	4	34	18	17
4	Hurt a lot	1	18	5	8
46	Neither helped nor hurt	50	29	44	38
1	No answer	1	1	2	1

- b. **[IF MALE:** Being a man; **IF FEMALE:** Being a woman; **IF SEX=refused:** Your gender]

**BASED ON MEN [n=2,880]:**

<u>Total</u>		<u>White</u>	<u>Black</u>	<u>Hispanic</u>	<u>Asian</u>
23	Helped a lot	23	23	23	-
30	Helped a little	31	30	27	-
7	Hurt a little	6	10	6	-
2	Hurt a lot	1	3	2	-
38	Neither helped nor hurt	38	32	39	-
1	No answer	1	2	2	-

**BASED ON WOMEN [n=3,753]:**

<u>Total</u>		<u>White</u>	<u>Black</u>	<u>Hispanic</u>	<u>Asian</u>
5	Helped a lot	3	9	10	-
13	Helped a little	12	18	17	-
33	Hurt a little	36	26	25	-
8	Hurt a lot	8	12	7	-
40	Neither helped nor hurt	42	34	40	-
1	No answer	1	1	2	-

- c. Your family's financial situation when you were growing up

<u>Total</u>		<u>White</u>	<u>Black</u>	<u>Hispanic</u>	<u>Asian</u>
15	Helped a lot	15	12	13	21
19	Helped a little	18	18	21	23
19	Hurt a little	19	23	20	15
14	Hurt a lot	13	19	17	19
32	Neither helped nor hurt	35	25	26	22
1	No answer	*	2	2	*

**RACESURV34 CONTINUED...**

d. How hard you've worked

<u>Total</u>		<u>White</u>	<u>Black</u>	<u>Hispanic</u>	<u>Asian</u>
62	Helped a lot	68	48	51	61
18	Helped a little	16	25	21	19
3	Hurt a little	2	6	4	7
2	Hurt a lot	1	3	4	3
13	Neither helped nor hurt	12	16	18	9
1	No answer	*	2	2	*

e. The people you know

<u>Total</u>		<u>White</u>	<u>Black</u>	<u>Hispanic</u>	<u>Asian</u>
23	Helped a lot	23	26	22	28
36	Helped a little	38	31	35	35
5	Hurt a little	3	8	7	11
2	Hurt a lot	1	5	2	3
32	Neither helped nor hurt	34	29	31	23
1	No answer	1	2	3	*

**NO QUESTION RACESURV35****ASK ALL:**

RACESURV36 How often, if ever, do you hear [**IF WHITE:** a white; **IF BLACK:** a black; **IF HISPANIC:** a Hispanic; **IF ASIAN:** an Asian; **IF RACE=OTHER; REFUSED:** a] friend or family member make comments or jokes that might be considered racist or racially insensitive about people who are not [**IF WHITE:** white; **IF BLACK:** black; **IF HISPANIC:** Hispanic; **IF ASIAN:** Asian; **IF RACE=OTHER; REFUSED:** of their racial background]?

<u>Total</u>		<u>White</u>	<u>Black</u>	<u>Hispanic</u>	<u>Asian</u>
10	Often	9	10	14	8
35	Sometimes	37	34	33	38
38	Rarely	40	36	33	40
15	Never	14	19	17	12
1	No answer	*	2	3	1



**ASK IF EVER HEARS FRIEND/FAMILY MAKE AN INSENSITIVE COMMENT OR JOKE  
(RACESURV36=1-3) [n=5,619]:**

RACESURV37 Have you ever confronted [**IF WHITE:** a white; **IF BLACK:** a black; **IF HISPANIC:** a Hispanic; **IF ASIAN:** an Asian; **IF RACE=OTHER; REFUSED:** a] friend or family member who has made a comment or joke that might be considered racist or racially insensitive about people who are not [**IF WHITE:** white; **IF BLACK:** black; **IF HISPANIC:** Hispanic; **IF ASIAN:** Asian; **IF RACE=OTHER; REFUSED:** of their racial background]?

<u>Total</u>		<u>White</u>	<u>Black</u>	<u>Hispanic</u>	<u>Asian</u>
60	Yes, have done this	64	59	50	43
39	No, have not done this	35	40	48	57
1	No answer	1	1	1	1

**RACESURV36/RACESURV37 COMBO TABLE**

**BASED ON TOTAL:**

<u>Total</u>		<u>White</u>	<u>Black</u>	<u>Hispanic</u>	<u>Asian</u>
84	Ever hears friend/family make insensitive comment or joke	86	79	80	87
51	Has confronted friend/family member	55	47	40	37
33	Has not confronted friend/family member	30	32	39	49
1	No answer to RACESURV37	*	1	1	1
15	Never hears friend/family make insensitive comment or joke	14	19	17	12
1	No answer to RACESURV36	*	2	3	1

**ASK ALL:**

RACESURV38 How often, if ever, do you stop yourself from saying something because someone might think you are racist or racially insensitive?

<u>Total</u>		<u>White</u>	<u>Black</u>	<u>Hispanic</u>	<u>Asian</u>
7	Often	5	9	10	13
28	Sometimes	29	25	28	38
36	Rarely	39	30	27	34
28	Never	27	34	33	15
1	No answer	*	2	2	1

**NO QUESTION RACESURV39**

**RANDOMIZE (RACESURV40, RACESURV41) AND (RACESURV44, RACESURV45) IN BLOCKS****RANDOMIZE RACESURV40, RACESURV41****ASK ALL:**

RACESURV40 How many white people in our country do you think are prejudiced against black people?

<u>Total</u>		<u>White</u>	<u>Black</u>	<u>Hispanic</u>	<u>Asian</u>
9	All or most	6	20	12	12
61	Some	66	53	52	58
17	Only a few	18	10	14	15
2	None	1	2	4	3
11	Not sure	9	13	15	12
1	No answer	*	1	2	1

**RANDOMIZE RACESURV40, RACESURV41****ASK ALL:**

RACESURV41 How many white people in our country do you think would confront a white friend or family member if they made a racist or racially insensitive comment or joke about people who are black?

<u>Total</u>		<u>White</u>	<u>Black</u>	<u>Hispanic</u>	<u>Asian</u>
6	All or most	6	5	6	4
42	Some	47	32	31	38
32	Only a few	33	35	29	32
5	None	2	9	9	8
15	Not sure	12	17	23	17
1	No answer	*	2	2	1

**NO QUESTION RACESURV42 OR RACESURV43****RANDOMIZE (RACESURV40, RACESURV41) AND (RACESURV44, RACESURV45) IN BLOCKS****RANDOMIZE RACESURV44, RACESURV45 IN SAME ORDER AS RACESURV40, RACESURV41****ASK ALL:**

RACESURV44 How many black people in our country do you think are prejudiced against white people?

<u>Total</u>		<u>White</u>	<u>Black</u>	<u>Hispanic</u>	<u>Asian</u>
13	All or most	14	10	12	16
57	Some	62	52	45	49
14	Only a few	13	15	14	17
2	None	1	3	4	3
14	Not sure	11	18	23	15
1	No answer	*	1	2	1

**RANDOMIZE RACESURV44, RACESURV45 IN SAME ORDER AS RACESURV40, RACESURV41****ASK ALL:**

RACESURV45 How many black people in our country do you think would confront a black friend or family member if they made a racist or racially insensitive comment or joke about people who are white?

<u>Total</u>		<u>White</u>	<u>Black</u>	<u>Hispanic</u>	<u>Asian</u>
3	All or most	2	7	5	4
24	Some	23	36	20	23
34	Only a few	36	29	30	38
15	None	17	9	15	14
22	Not sure	22	18	27	21
1	No answer	*	2	2	1

**NO QUESTION RACESURV46****ASK ALL:**

RACESURV47 Here is a list of things that some people may find acceptable and some may not. For each, please indicate if you, personally, think it is acceptable. **[RANDOMIZE ITEMS; OBSERVE FORM SPLITS; REVERSE RESPONSE OPTIONS 1-4 FOR RANDOM ½ OF RESPONDENTS WITH 5 ALWAYS LAST]**

**ASK FORM 1 ONLY [n=3,323]:**

- a. A sports team using Native American tribal names or images as mascots

<u>Total</u>		<u>White</u>	<u>Black</u>	<u>Hispanic</u>	<u>Asian</u>
23	Always acceptable	28	10	17	-
24	Sometimes acceptable	27	16	21	-
12	Rarely acceptable	11	12	11	-
21	Never acceptable	18	30	20	-
20	Not sure	16	30	29	-
1	No answer	*	2	1	-

**ASK FORM 1 ONLY [n=3,323]:**

- b. A black person using the n-word

<u>Total</u>		<u>White</u>	<u>Black</u>	<u>Hispanic</u>	<u>Asian</u>
13	Always acceptable	12	13	17	-
20	Sometimes acceptable	20	21	19	-
15	Rarely acceptable	16	13	12	-
38	Never acceptable	40	38	28	-
14	Not sure	12	13	23	-
1	No answer	*	2	2	-

**RACESURV47 CONTINUED...****ASK FORM 1 ONLY [n=3,323]:**

c. A white person using the n-word

<u>Total</u>		<u>White</u>	<u>Black</u>	<u>Hispanic</u>	<u>Asian</u>
3	Always acceptable	2	2	5	-
6	Sometimes acceptable	5	5	10	-
13	Rarely acceptable	15	9	10	-
70	Never acceptable	72	71	58	-
8	Not sure	5	11	17	-
1	No answer	1	3	1	-

**ASK FORM 2 ONLY [n=3,314]:**

d. Casting an actor to play a character of a race or ethnicity other than their own

<u>Total</u>		<u>White</u>	<u>Black</u>	<u>Hispanic</u>	<u>Asian</u>
19	Always acceptable	21	8	18	-
32	Sometimes acceptable	36	23	28	-
20	Rarely acceptable	21	22	18	-
14	Never acceptable	10	31	13	-
14	Not sure	12	15	21	-
1	No answer	*	1	2	-

**ASK FORM 2 ONLY [n=3,314]:**

e. A person wearing traditional dress from a country or culture other than their own as part of a Halloween costume

<u>Total</u>		<u>White</u>	<u>Black</u>	<u>Hispanic</u>	<u>Asian</u>
26	Always acceptable	31	14	20	-
32	Sometimes acceptable	35	28	26	-
15	Rarely acceptable	14	17	17	-
13	Never acceptable	10	22	15	-
13	Not sure	10	19	20	-
1	No answer	*	1	2	-

**ASK FORM 2 ONLY [n=3,314]:**

f. A white person using makeup to darken their skin so they appear to be a different race as part of a Halloween costume

<u>Total</u>		<u>White</u>	<u>Black</u>	<u>Hispanic</u>	<u>Asian</u>
15	Always acceptable	18	5	11	-
19	Sometimes acceptable	21	13	17	-
16	Rarely acceptable	16	13	15	-
37	Never acceptable	35	53	35	-
12	Not sure	10	14	19	-
1	No answer	1	1	2	-

**ASK FORM 1 ONLY [n=3,323]:**

RACESURV48 How important, if at all, would you say it is for companies and organizations to promote racial and ethnic diversity in their workplace?

<u>Total</u>		<u>White</u>	<u>Black</u>	<u>Hispanic</u>	<u>Asian</u>
49	Very important	43	67	52	-
26	Somewhat important	30	14	23	-
12	Not too important	13	7	9	-
12	Not at all important	13	9	13	-
1	No answer	1	3	3	-

**ASK FORM 2 ONLY [n=3,314]:**

RACESURV49 When it comes to decisions about hiring and promotions, do you think companies and organizations... **[RANDOMIZE RESPONSE OPTIONS]**

<u>Total</u>		<u>White</u>	<u>Black</u>	<u>Hispanic</u>	<u>Asian</u>
	Should take a person's race and ethnicity into account, in addition to their qualifications, in order to increase diversity in the workplace				-
24		21	37	27	
	Should only take a person's qualifications into account, even if it results in less diversity in the workplace				-
74		78	54	69	
3	No answer	1	9	4	-

**ASK ALL:**

RACESURV50 When it comes to the schools students attend, do you think students... **[RANDOMIZE RESPONSE OPTIONS]**

<u>Total</u>		<u>White</u>	<u>Black</u>	<u>Hispanic</u>	<u>Asian</u>
	Should go to schools that are racially and ethnically mixed, even if it means that some students don't go to school in their local community				
42		35	68	49	49
	Should go to schools in their local community, even if it means that most schools are not racially and ethnically mixed				
54		62	28	47	49
4	No answer	3	4	5	2

**ASK ALL:**

RACESURV51 Thinking about the community where you live, do you wish your community was... **[RANDOMIZE RESPONSE OPTIONS 1 AND 2; ANCHOR 3]**

<u>Total</u>		<u>White</u>	<u>Black</u>	<u>Hispanic</u>	<u>Asian</u>
24	More racially mixed	22	31	26	31
8	Less racially mixed	7	8	11	13
66	About as racially mixed as it is	69	60	60	55
2	No answer	1	2	3	1

**ASK ALL:**

RACESURV52 How much, if at all, would it bother you to hear people speak a language other than English in a public place?

<u>Total</u>		<u>White</u>	<u>Black</u>	<u>Hispanic</u>	<u>Asian</u>
11	A lot	14	9	3	6
18	Some	20	16	10	18
24	Not much	25	26	17	25
47	Not at all	41	48	68	50
1	No answer	*	2	2	1

**ASK ALL:**

RACESURV53 Here are a few things that some people in the U.S. may have experienced because of their race or ethnicity and others may not have. Please indicate whether or not each has happened to you BECAUSE OF YOUR RACE OR ETHNICITY. **[RANDOMIZE ITEMS, SPLIT OVER TWO SCREENS]**

a. Been unfairly stopped by police

<u>Total</u>		<u>White</u>	<u>Black</u>	<u>Hispanic</u>	<u>Asian</u>
16	Yes, has happened to me	9	44	19	16
83	No, has not happened to me	90	54	79	84
1	No answer	1	3	2	1

b. People acted as if they were suspicious of you

<u>Total</u>		<u>White</u>	<u>Black</u>	<u>Hispanic</u>	<u>Asian</u>
33	Yes, has happened to me	25	65	37	34
65	No, has not happened to me	74	32	61	64
1	No answer	1	2	3	2

c. People acted as if they thought you were not smart

<u>Total</u>		<u>White</u>	<u>Black</u>	<u>Hispanic</u>	<u>Asian</u>
35	Yes, has happened to me	26	60	48	36
64	No, has not happened to me	73	37	50	63
1	No answer	1	3	2	1

d. Been treated unfairly by an employer in hiring, pay or promotion

<u>Total</u>		<u>White</u>	<u>Black</u>	<u>Hispanic</u>	<u>Asian</u>
25	Yes, has happened to me	19	49	26	29
74	No, has not happened to me	80	49	72	70
1	No answer	1	2	2	1

e. Been subject to slurs or jokes

<u>Total</u>		<u>White</u>	<u>Black</u>	<u>Hispanic</u>	<u>Asian</u>
42	Yes, has happened to me	37	52	46	61
57	No, has not happened to me	62	45	52	38
1	No answer	1	2	2	1

**RACESURV53 CONTINUED...**

f. Feared for your personal safety

<u>Total</u>		<u>White</u>	<u>Black</u>	<u>Hispanic</u>	<u>Asian</u>
37	Yes, has happened to me	38	43	30	35
62	No, has not happened to me	61	54	68	64
1	No answer	1	3	3	1

g. People assumed you are racist or prejudiced

<u>Total</u>		<u>White</u>	<u>Black</u>	<u>Hispanic</u>	<u>Asian</u>
37	Yes, has happened to me	45	25	21	24
61	No, has not happened to me	54	73	77	74
1	No answer	1	2	3	2





**NO QUESTION RACESURV54 OR RACESURV55****ASK IF HISPANIC [n=1,574]:**

RACESURV56 How would most people describe you, for example, if they walked past you on the street? Would they say you are...

<u>Total</u>		<u>White</u>	<u>Black</u>	<u>Hispanic</u>	<u>Asian</u>
19	White	-	-	19	-
71	Hispanic or Latino	-	-	71	-
2	Black	-	-	2	-
2	Native American or Indigenous	-	-	2	-
5	Other (Specify)	-	-	5	-
2	No answer	-	-	2	-


**ASK IF BLACK OR HISPANIC [n=3,092]:**

RACESURV57 Which of these most closely matches your own skin tone, even if none of them is exactly right? **[DISPLAY VERTICALLY; SHOW RESPONSE OPTIONS IN REVERSE ORDER FOR RANDOM ½ OF RESPONDENTS]**

<u>Total</u>		<u>White</u>	<u>Black</u>	<u>Hispanic</u>	<u>Asian</u>
	1 (Lightest)				
22		-	7	33	-
	2				
44		-	28	56	-
	3				
23		-	45	7	-
	4				
5		-	12	*	-



**RACESURV57 CONTINUED...**

<u>Total</u>		<u>White</u>	<u>Black</u>	<u>Hispanic</u>	<u>Asian</u>
	5 (Darkest)				
1		-	3	*	-
2	No answer	-	3	1	-